






City of Portland Citizen Self Service

How to Register for Citizen Self Service

- Open **Internet Explorer** and go to <https://egweb.portlandmaine.gov/EnerGovProd/SelfService/>
- Existing users go the  Button
- For first time users, click the  Button to register with the Citizen Self Service Portal
- Enter your email address and click Next
- Login to your email account and click the confirm link at the bottom of the email.
- Select the Register button to add your contact information.
- Click I'm not a Robot box and answer the verification question.
- Click Submit.

Go back to the Homepage of the Citizen Self Service Website and click the blue  button. Be sure to save your password as this will be your login information for future business with Planning, Permitting or Public Works offices.

Congratulations you are registered with the City of Portland's Citizen Self Service portal.