

PORTLAND HOMELESS SHELTERS

Average Total Number of Individuals Residing in Shelters per Night:

	May 2017	May 2018
ADOLESCENTS	17 Individuals	14 Individuals
FAMILIES	129 Individuals 37 Average Families	203 Individuals 62 Average Families
ADULTS	294 Individuals	279 Individuals
Total	440 Individuals	496 Individuals*

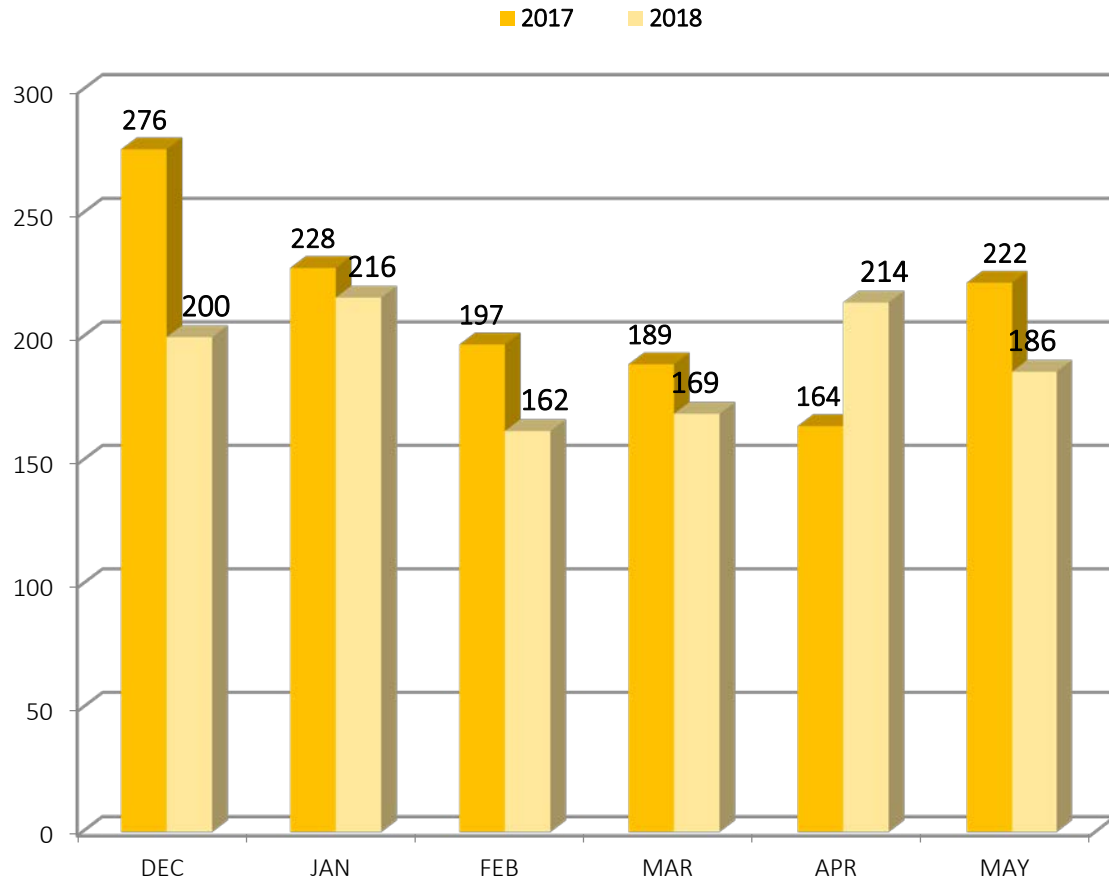
31 Days in the Month of May

*Now includes Family Shelter Warming Center Statistics

OXFORD STREET SHELTER
May 2018
Intakes by Residency

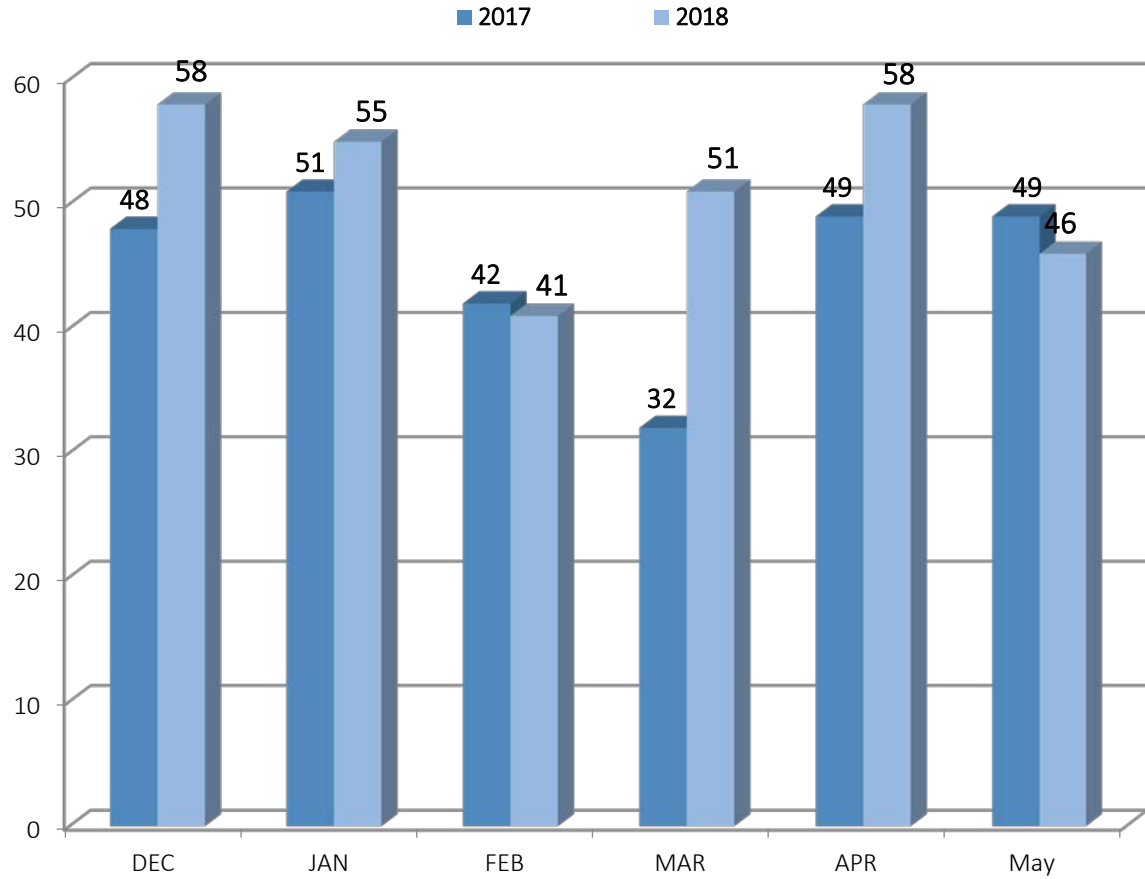
MAINE TOWN					OUT-OF-STATE					OUT-OF-COUNTRY	
Augusta	1	Gray	1	Waterboro	1	AL	2	RI	3	Angola	9
Baldwin	1	Kennebunk	1	Waterville	1	AZ	1	TN	1	Congo	4
Bangor	3	Lewiston	4	Westbrook	5	CA	1	WA	2	Gabon	1
Biddeford	6	OOB	1	Windham	2	FL	4	Washington DC	1	Rwanda	4
Cliff Island	1	Oxford	1			HI	1				
Durham	1	Parsonsfield	1			KY	1				
Falmouth	1	Porter	1			MA	5				
Farmington	1	Rumford	1			MD	1				
Fort Kent	1	Saco	3			NH	3				
Freeport	1	Sanford	2			NY	3				
Gorham	2	South Portland	4			OH	1				
MAINE TOWN:	48	OUT-OF-STATE:	30	OUT-OF-COUNTRY:	18	PORTLAND:	33	Unknown:		TOTAL:	129

PORTLAND, CITY-WIDE MAY 2018 SHELTER INTAKES BY MONTH



	APRIL INTAKES
Through These Doors	10/14
Family Shelter	14/51
Joe Kreisler	10
Milestone	9
Oxford Street (Men)	97
Oxford Street (Women)	32
Florence House	14
TOTAL	186

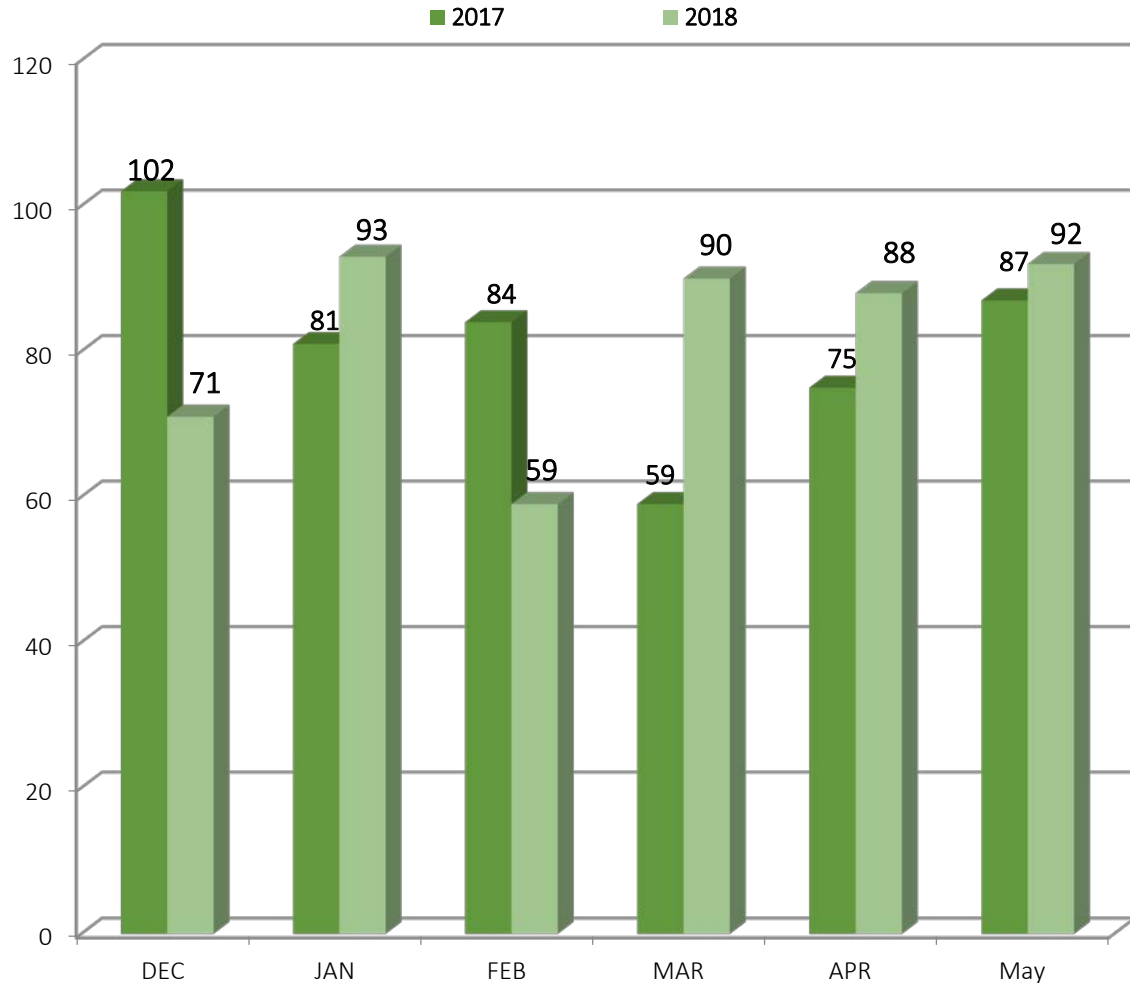
PORTLAND, CITY-WIDE May 2018 HOUSING PLACEMENTS BY MONTH



*Starting November, 2013, Oxford Street Shelter shifted prioritization of housing placements to their 30 longest-term stayers.

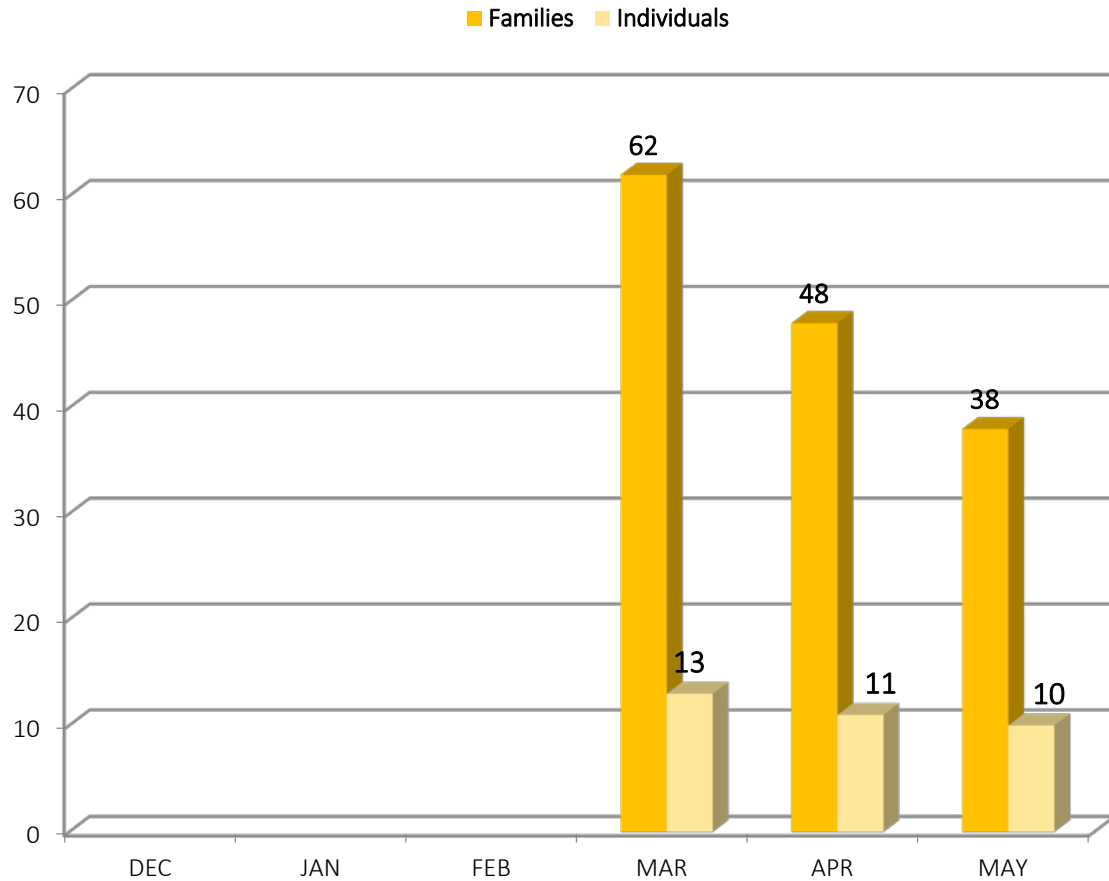
	TOTAL HOUSING PLACEMENTS	TRANSITIONAL	PERMANENT
Through These Doors	2/2	0	2/2
Family Shelter	11/39	0	11/39
Joe Kreisler	7	4	3
Milestone	3	0	3
Oxford Street (Men)	16	0	16
Oxford Street (Women)	4	0	4
Florence Hosue	3	0	3
TOTAL	46	0	46

PORTLAND, CITY-WIDE May 2018 1st TIME HOMELESSNESS STATISTICS (BASED ON SELF-REPORTING)



1 ST TIME HOMELESSNESS STATISTICS % OF ALL INTAKES (BASED ON SELF-REPORTING)	1 st Time Homeless Intakes	% of Total First Time Homeless Intakes
Through These Doors	3/5	5%
Family Shelter	13/50	54%
Joe Kreisler	5	5%
Milestone	5	5%
Oxford Street (Men)	21	23%
Oxford Street (Women)	6	7%
Florence House	5	5%
TOTAL	92	100%

PORTLAND, CITY-WIDE MAY 2018 WARMING CENTER STATISTICS BY MONTH



Warming Center Location	Nights Used
Family Shelter only	9
Salvation Army only	21
FS & SA	
FS & Yarmouth	
FS & Preble	
FS & GA	1

Date	Families	Individuals
1	12	49
2	12	50
3	10	43
4	8	29
5	8	29
6	9	35
7	11	41
8	9	37
9	8	30
10	8	30
11	8	31
12	8	31
13	8	31
14	9	35
15	8	30
16	9	33
17	11	27
18	10	39
19	10	39
20	10	39
21	10	37
22	10	39
23	10	39
24	11	41
25	9	35
26	10	40
27	10	40
28	10	40
29	13	52
30	13	52
31	13	52

PORTLAND, CITY-WIDE May 2018 SHELTER COUNT BY NIGHT

On May 29:

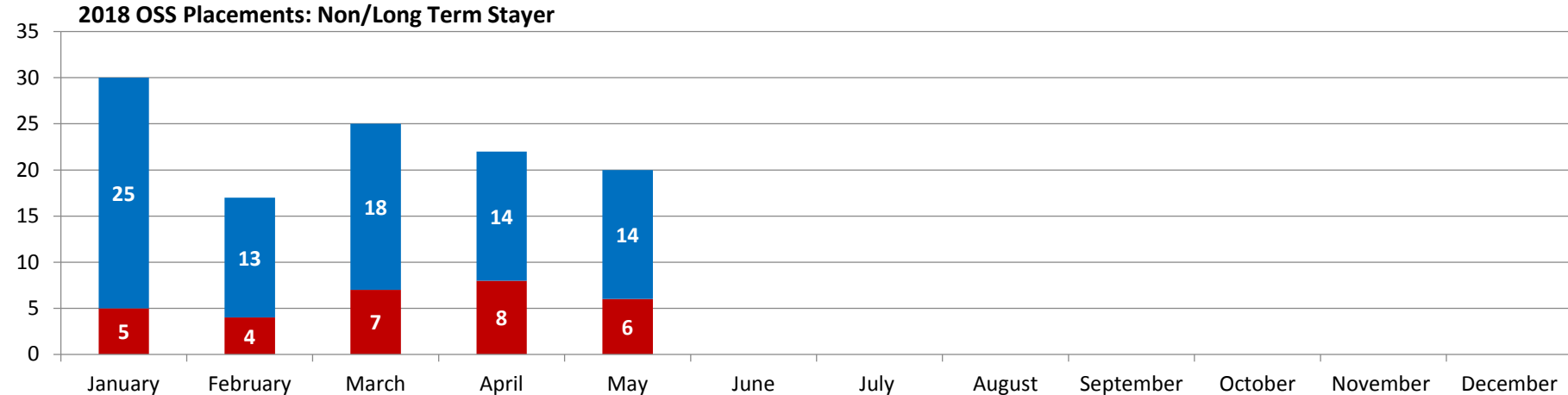
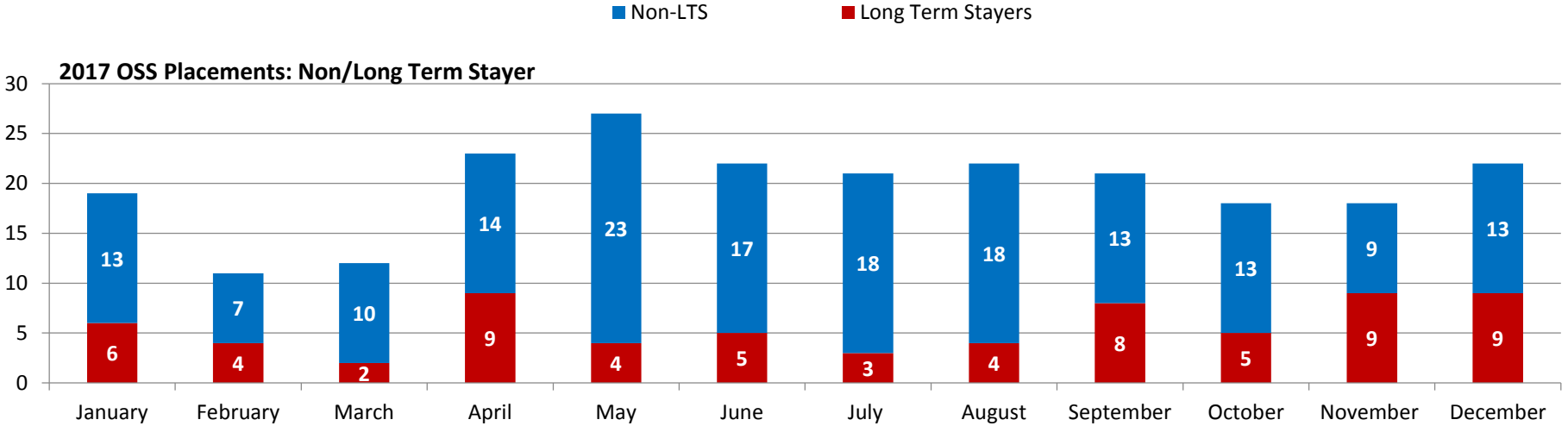
553 individuals

(including families)

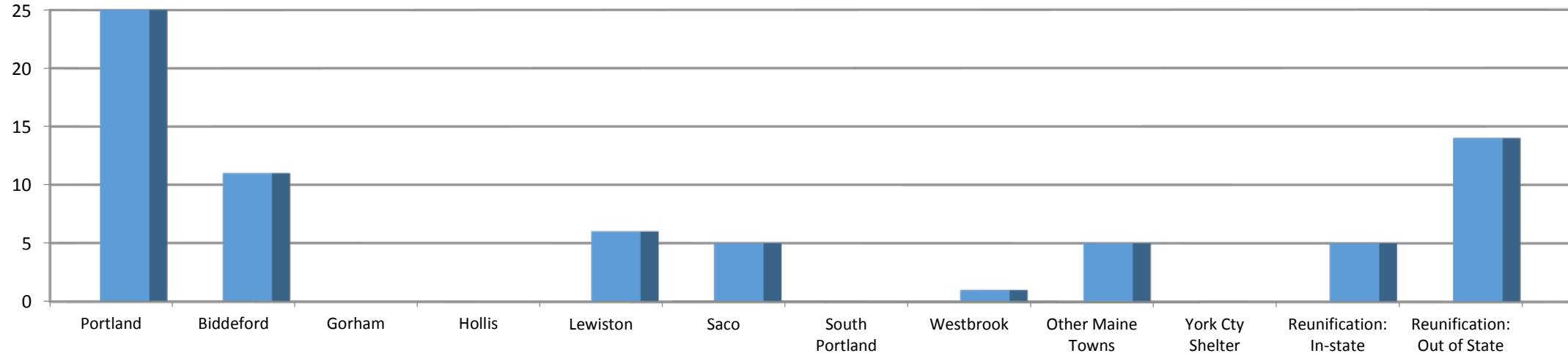
were utilizing shelter services in
Portland

Calendar Day	Through These Doors	Family Shelter	Florence House	Joe Kreisler	Milestone	OSS Beds	OSS Chairs	Total Bed Nights
1	11	195	39	11	35	206	0	497
2	11	195	40	13	29	183	0	471
3	12	191	36	13	38	182	0	472
4	15	180	35	12	36	194	0	472
5	16	181	41	13	34	177	0	462
6	16	187	40	16	42	198	0	499
7	13	183	41	17	36	209	0	499
8	13	181	40	14	40	216	0	504
9	13	180	39	16	43	217	0	508
10	14	180	36	15	42	201	0	488
11	14	183	40	17	37	189	0	480
12	14	183	39	9	34	177	0	456
13	14	183	38	16	43	184	0	478
14	14	188	40	12	40	213	0	507
15	14	183	40	10	42	216	0	505
16	14	186	40	15	43	207	0	505
17	15	180	40	9	38	200	0	482
18	16	189	40	8	34	191	0	478
19	16	189	40	11	38	188	0	482
20	16	190	40	12	36	206	0	500
21	16	188	41	13	34	220	0	512
22	16	190	40	16	43	217	0	522
23	15	190	39	17	39	211	0	511
24	14	187	40	16	43	212	0	512
25	16	184	39	16	36	192	0	483
26	16	191	40	17	41	192	0	497
27	16	191	41	15	39	205	0	507
28	16	191	40	16	40	211	0	514
29	16	203	40	19	42	213	0	533
30	16	203	40	20	42	203	0	524
31	16	203	37	20	40	197	0	513
Total*	454	5,828	1,221	444	1,199	6,227	0	15,373
Avg/night*	15	188	39	14	39	201	0	496
Highest*	16	203	41	20	43	220	0	533
Lowest*	11	180	35	8	29	177	0	456

OXFORD STREET SHELTER & COMMUNITY OVERFLOW HOUSING PLACEMENT DATA



OXFORD STREET SHELTER & COMMUNITY OVERFLOW PERMANENT AND TRANSITIONAL 2018 HOUSING PLACEMENT DATA



	Jan	Feb	Mar	Apr	May	Jun	Jul	Aug	Sep	Oct	Nov	Dec	TOTAL	%
TOTAL HOUSING PLACEMENTS	30	17	25	22	20	-	-	-	-	-	-	-	114	100%
Portland	9	4	12	14	12	-	-	-	-	-	-	-	51	45%
Biddeford	6	3	2	-	-	-	-	-	-	-	-	-	11	10%
Gorham	-	-	-	-	-	-	-	-	-	-	-	-	0	
Hollis	-	-	-	-	-	-	-	-	-	-	-	-	0	
Lewiston	1	3	2	1	3	-	-	-	-	-	-	-	10	3%
Saco	-	4	1	-	-	-	-	-	-	-	-	-	5	4%
South Portland	-	-	-	-	-	-	-	-	-	-	-	-	0	
Westbrook	1	-	-	1	-	-	-	-	-	-	-	-	2	2%
Other Maine Towns	1	-	4	2	2	-	-	-	-	-	-	-	9	8%
York County Shelter	-	-	-	-	-	-	-	-	-	-	-	-	0	
Reunification with friends/family in another Maine town*	4	1	-	-	-	-	-	-	-	-	-	-	5	4%
Reunification with friends/family in another state*	8	2	4	4	3	-	-	-	-	-	-	-	21	18%

