

Point in Time Survey

Conducted on January 27, 2016



Maine Housing
Maine State Housing Authority

HELPING MAINERS RENT, BUY
& HEAT THEIR HOMES SINCE 1969

About Point in Time Count

The Point in Time (PIT) Count is a snapshot of homelessness on one night of the year as assigned by the U.S. Department of Housing and Urban Development (HUD).

This is a brief overview of the data.

In 2016, there was a change in the survey methodology. It was a combination of “Night of the Count” collection of information plus a “Service-based Count” over a three-day period in which shelters asked people if they were homeless on January 27, and if they were and hadn’t been counted yet, they were included.

1,192 People Homeless in Maine

497 people homeless
in the **Portland Continuum of Care**
(City of Portland)

695 people homeless
in the **Maine Continuum of Care**
(Balance of State)

Where People Stayed	People Identified as Homeless		
	Maine	City of Portland	Balance of State
In Emergency Homeless Shelters	1,072	444	628
Unsheltered*	120	53	67
Total	1,192	497	695

* Unsheltered - HUD definition

2016 Summary

In 2016, Maine saw a 5% increase in the number of people who were homeless, primarily reflected in the unsheltered count. The Portland CoC unsheltered count increased by 4.4% and the Maine CoC unsheltered count increased by 0.6%. Also notable are the dramatic swings within homeless subpopulations. One with the highest increases in homelessness was families with children.

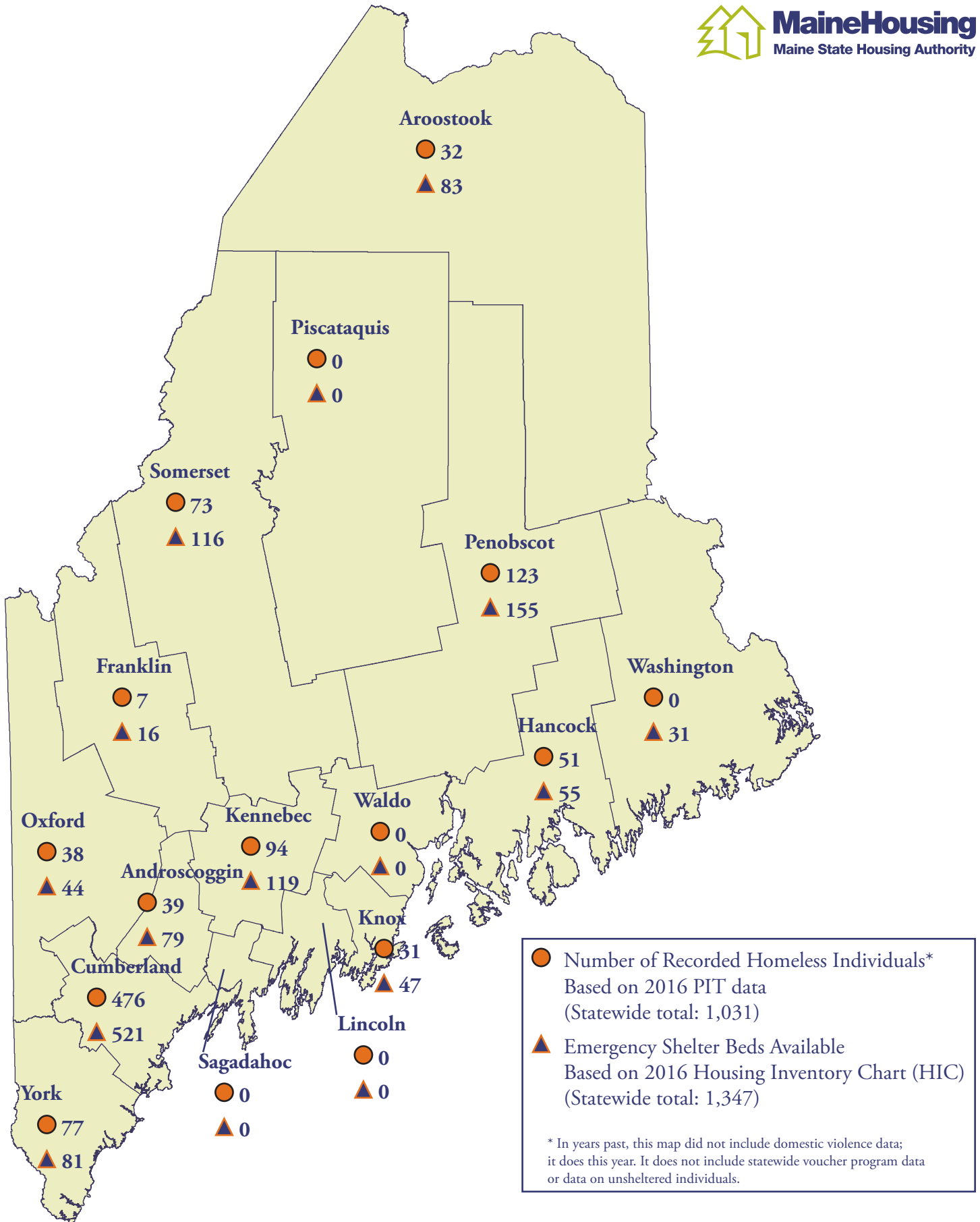
The increases do not fully tell the story of all individuals who are experiencing homelessness in Maine. It only reflects those who were counted using the PIT methodology or who were located because of the increased efforts of trained volunteers to assure that all individuals who are homeless were included.

Also noteworthy was HUD’s change in its definition of chronic homelessness. As a result, some people that were previously considered chronically homeless no longer meet the definition, and others that did not previously meet the definition now do.

Previous Years

Year	Maine	City of Portland	Balance of State
2015	1,134	472	662
2014	1,200	497	703
2013	1,175	480	695
2012	1,050	390	660
2011	957	340	617
2010	885	325	560
2009	871	276	595

Emergency Shelter Usage by County, 2016



Last Residence

County	Portland CoC		Maine CoC		Statewide	
	People	Percent	People	Percent	People	Percent
Androscoggin	12	2.8%	23	4.3%	35	3.6%
Aroostook	1	0.2%	18	3.4%	19	2.0%
Cumberland	238	55.5%	26	4.9%	264	27.5%
Franklin	0	0.0%	0	0.0%	0	0.0%
Hancock	1	0.2%	29	5.5%	30	3.1%
Kennebec	2	0.5%	66	12.4%	68	7.1%
Knox	1	0.2%	29	5.5%	30	3.1%
Lincoln	1	0.2%	11	2.1%	12	1.2%
Oxford	0	0.0%	0	0.0%	0	0.0%
Penobscot	4	0.9%	100	18.8%	104	10.8%
Piscataquis	0	0.0%	6	1.1%	6	0.6%
Sagadahoc	3	0.7%	14	2.6%	17	1.8%
Somerset	1	0.2%	34	6.4%	35	3.6%
Waldo	1	0.2%	33	6.2%	34	3.5%
Washington	0	0.0%	8	1.5%	8	0.8%
York	30	7.0%	51	9.6%	81	8.4%
Out of State	121	28.2%	31	5.8%	152	15.8%
Other/Don't Know/ Refused/Missing	13	3.0%	53	10.0%	66	6.9%
Total	429		532		961	

In years past, this table contained domestic violence data; it does not this year.

About the Survey

The U.S. Department of Housing and Urban Development (HUD) definition of homelessness is: *"An individual or family who lacks a fixed, regular, and adequate nighttime residence, meaning the individual or family has a primary nighttime residence that is a public or private place not meant for human habitation or is living in a publicly operated shelter designed to provide temporary living arrangements."*

All surveys/intake information used for the PIT is self reported by the client/respondent.

In rural areas, it may be difficult to canvass all possible locations. Volunteer groups — including veterans outreach groups — perform a tremendous amount of outreach and planning before the count to find unsheltered individuals and encourage them to reach out either to the volunteer groups or shelters on the PIT night to be counted.

MaineHousing prepares the forms and processes the data on behalf of Maine's two Continuums of Care (CoC) for the annual PIT Count. HUD requires that communities receiving federal funds from the McKinney-Vento Homeless Assistance Grants Program conduct a Point-in-Time (PIT) Count at least every other year. HUD uses information from the PIT Counts, among other data sources, in the Annual Homeless Assessment Report to Congress. This report informs Congress about the number of people experiencing homelessness in the U.S. and the effectiveness of HUD's programs and policies in decreasing those numbers. On the local level, PIT Counts help communities plan services and programs to address local needs, measure progress in decreasing homelessness, and identify strengths and gaps in a community's current homelessness assistance system. (National Alliance to End Homelessness. (11/04/2010). Fact Sheet: Point in Time Counts. Retrieved from <http://www.endhomelessness.org/library/entry/fact-sheet-point-in-time-counts>.)

Note: "n=xxx" is the total number of persons represented in the category or section.

2016 to 2015 Comparison

All survey/intake form/information used for the PIT is self-reported by the client/respondent or by survey taker observation.

Comparisons from 2015 to 2016 are:

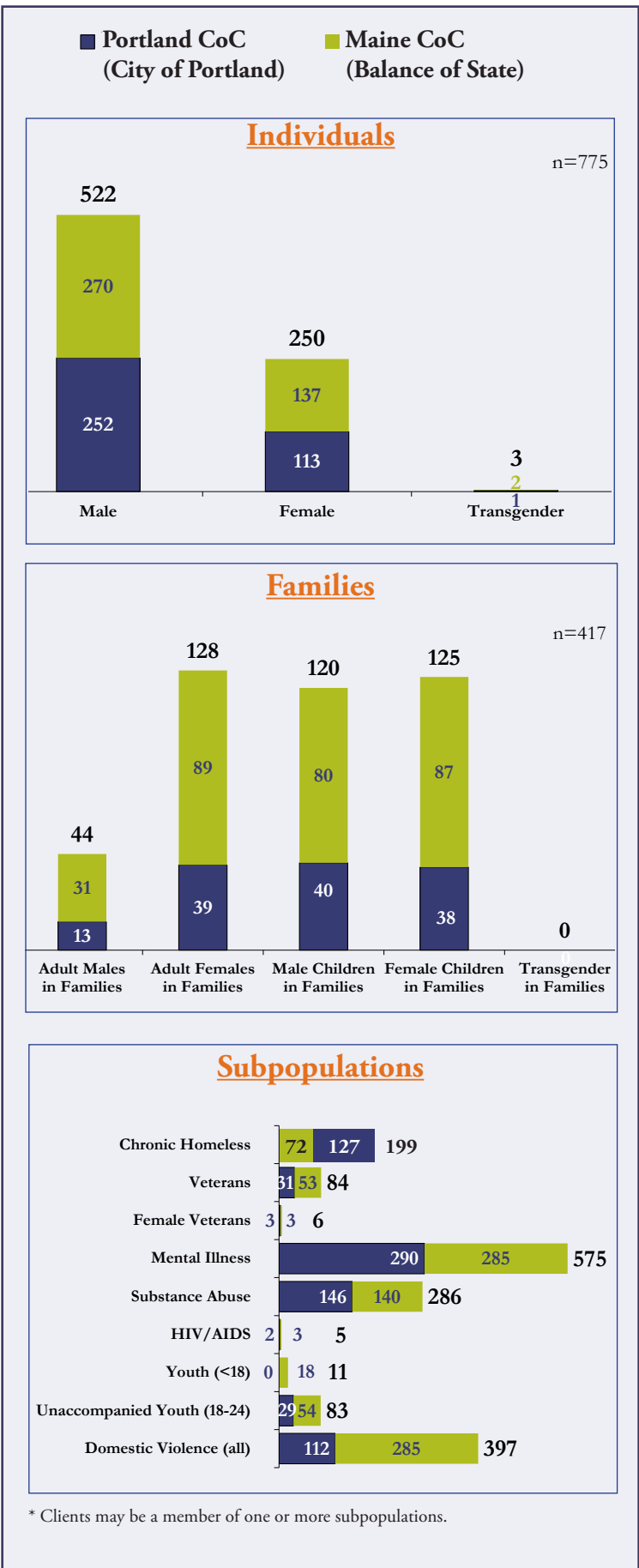
- Individuals experiencing homelessness: Up 2.5%, from 755 to 775 (522 males, 250 females and 3 transgendered.)
- Families experiencing homelessness: Up 9%, from 379 to 417 families. Of those in families:
 - Adults increased 12.4%, from 153 to 172.
 - And children increased 8.5%, from 224 to 245.
- Chronic Homelessness: Up 3%, from 193 to 199.
- Veteran homelessness: Down 12%, from 95 to 84.
- People experiencing homelessness on the night of the PIT identified with a mental illness: Up 36%, from 366 to 575.
- People identified as experiencing substance abuse: Up 39%, from 174 to 286.
- Unaccompanied youth: Up from 80 to 83.
- People reporting they experienced domestic violence at some point in their life: Up 25%, from 299 to 397.

The reason for the increase in mental health/substance abuse and/or domestic violence can be attributed to several factors including volunteers asking more inclusive questions and clients feeling more comfortable answering questions.

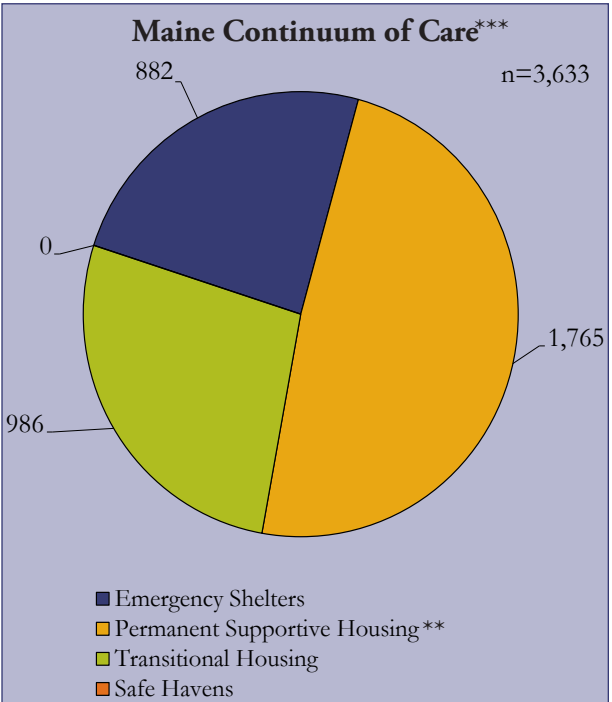
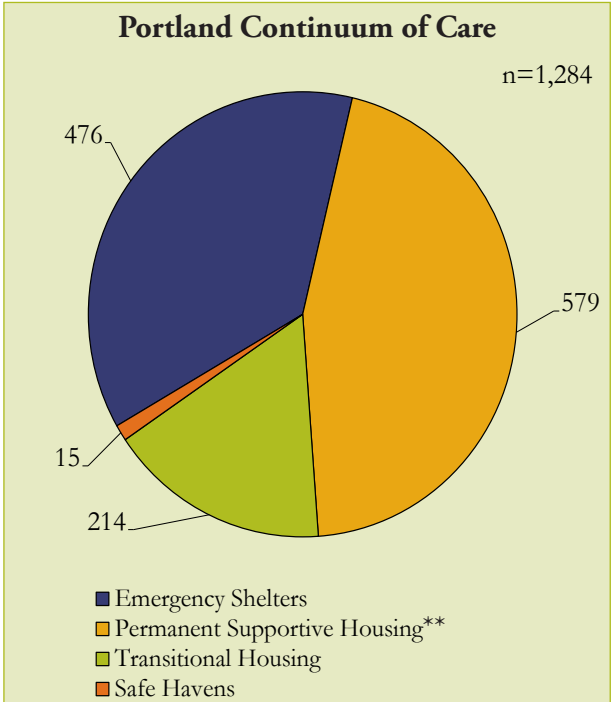


353 Water St., Augusta, ME 04330
(207) 626-4600 Maine Relay 711
www.mainehousing.org

People Identified as Homeless



Housing Inventory*



* Based on 2016 Housing Inventory Chart (HIC) information
 ** All available permanent supportive resources including shelter plus care vouchers being used and available. Some of the voucher program inventories are recorded to equal the number of clients utilizing them on the night of the PIT per HUD guidance (this may throw off the Permanent Supportive Housing category, as it makes them look like they are at 100% occupancy when they might actually be over or underutilized based on what they are funded for - usually overutilized).
 ***The Maine CoC shelter beds reported on HIC vary slightly from these numbers, partly because one shelter increased their beds after the HIC date and MaineHousing reports on beds occupied in hotels/motels paid for by charitable organizations like churches.

Note: "n=xxx" is the total number of persons represented in the category or section.

