

PORTLAND HOMELESS SHELTERS

Average Total Number of Individuals Residing in Shelters per Night:

	November 2016	November 2017
ADOLESCENTS	20 Individuals	14 Individuals
FAMILIES	127 Individuals 38 Average Families	151 Individuals 42 Average Families
ADULTS	275 Individuals	284 Individuals*
Total	422 Individuals	489 Individuals

30 Days in the Month of November

*Now includes Safe Haven

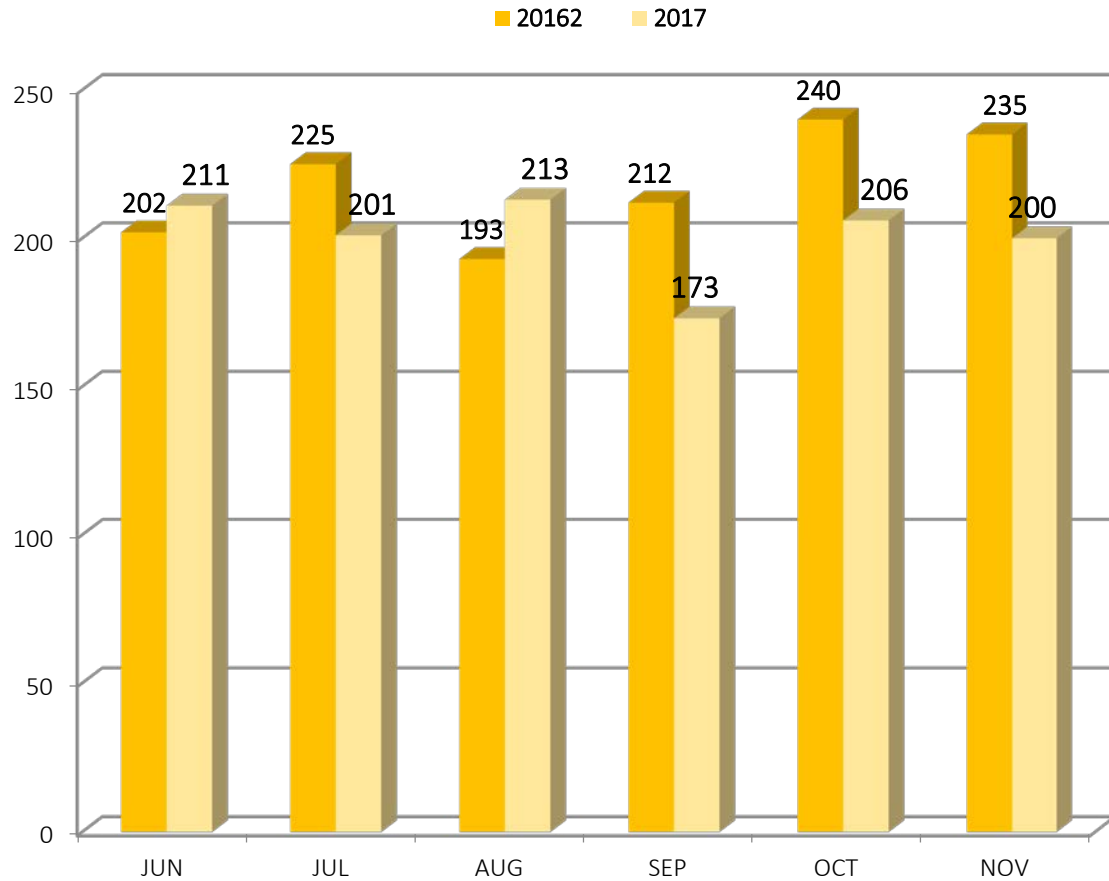
OXFORD STREET SHELTER

November 2017

Intakes by Residency

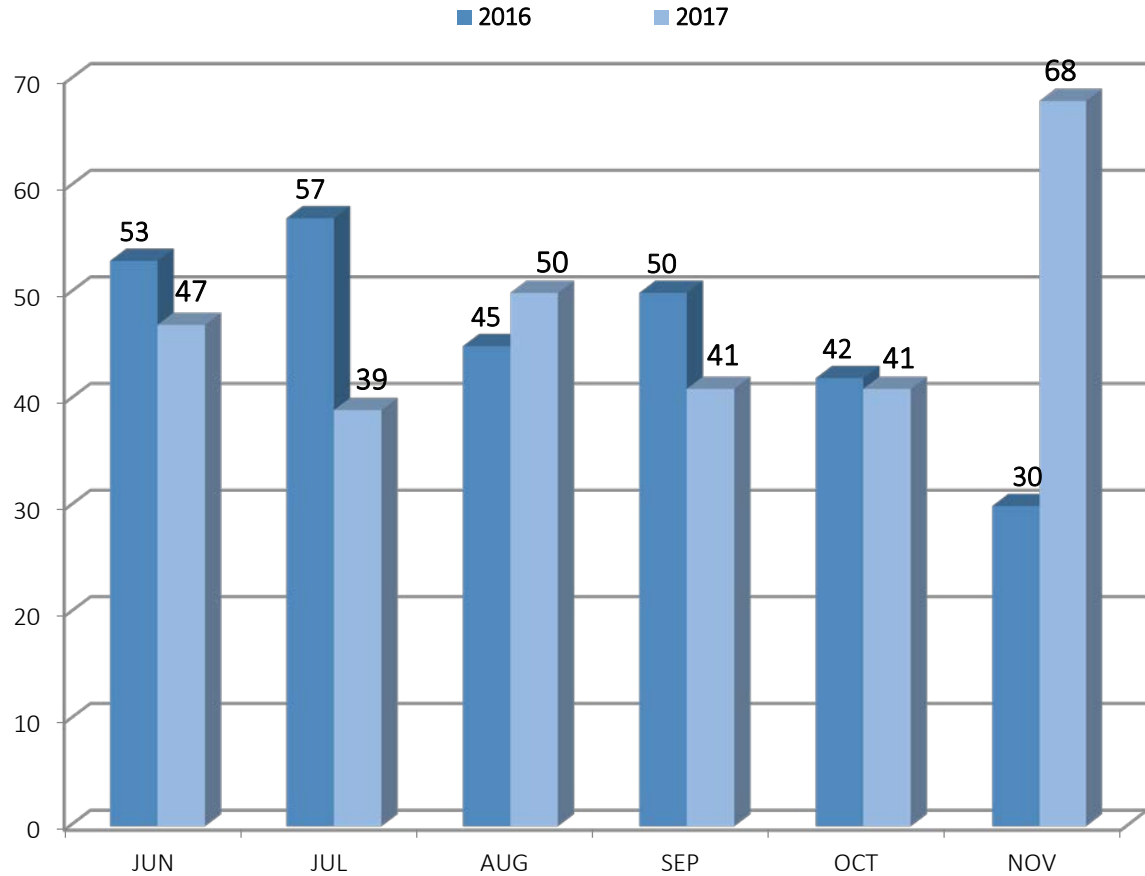
MAINE TOWN					OUT-OF-STATE					OUT-OF-COUNTRY	
Alfred	1	Limerick	1	Waterboro	1	CA	4	VT	2	Angola	1
Auburn	1	North Berwick	1	Waterville	1	CT	1			DRC	1
Augusta	1	Old Orchard Beach	1	Westbrook	5	FL	1			Zimbabwe	2
Biddeford	4	Oquossoc	1	Westfield	1	KY	1				
Brewer	1	Raymond	1	Wiscasset	1	MA	3				
Bridgeton	1	Rockland	1			MT	1				
Cape Elizabeth	2	Rumford	1			NH	2				
Clinton	1	Saco	2			NY	2				
Falmouth	1	Sanford	2			PA	1				
Freeport	1	Skowhegan				RI	2				
Gorham	2	South Portland	2			TX	1				
Lewiston	7	Warren	2			UT	2				
MAINE TOWN:	51	OUT-OF-STATE:	24	OUT-OF-COUNTRY:	4	PORTLAND:	50	Unknown:	0	TOTAL:	129

PORTLAND, CITY-WIDE NOVEMBER 2017 SHELTER INTAKES BY MONTH



	INTAKES
Family Crisis	8/10
Family Shelter	22/74
Joe Kreisler	14
Milestone	17
Oxford Street (Men)	100
Oxford Street (Women)	29
Women's Shelter	10
TOTAL	200

PORTLAND, CITY-WIDE NOVEMBER 2017 HOUSING PLACEMENTS BY MONTH



*Starting November, 2013, Oxford Street Shelter shifted prioritization of housing placements to their 30 longest-term stayers.

	TOTAL HOUSING PLACEMENTS	TRANSITIONAL	PERMANENT
Family Crisis	4/5	0	4/5
Family Shelter	21/73	0	21/73
Joe Kreisler	16	0	16
Milestone	3	0	3
Oxford Street (Men)	12	0	12
Oxford Street (Women)	6	0	6
Women's Shelter	6	0	6
TOTAL	68	0	68

PORTLAND, CITY-WIDE NOVEMBER 2017 1st TIME HOMELESSNESS STATISTICS (BASED ON SELF-REPORTING)



1 ST TIME HOMELESSNESS STATISTICS % OF ALL INTAKES (BASED ON SELF-REPORTING)	1 ST Time Homeless Intakes	% of Total First Time Homeless Intakes
Family Crisis	2/2	2%
Family Shelter	16/56	63%
Joe Kreisler	3	3%
Milestone	9	10%
Oxford Street (Men)	14	16%
Oxford Street (Women)	4	4%
Women's Shelter	1	1%
TOTAL	89	100%

PORTLAND, CITY-WIDE November 2017 SHELTER COUNT BY NIGHT

On November 29:

469 individuals

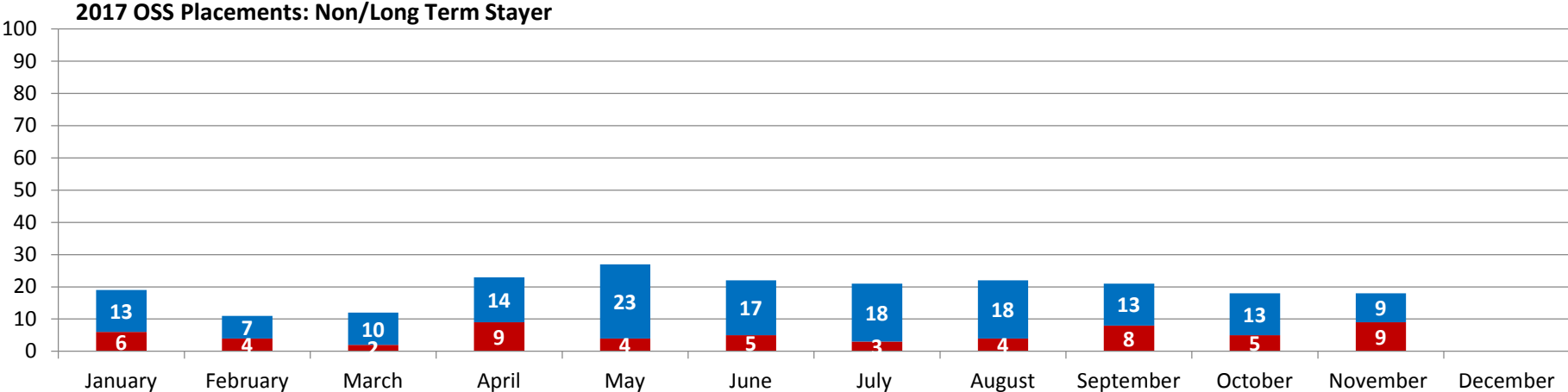
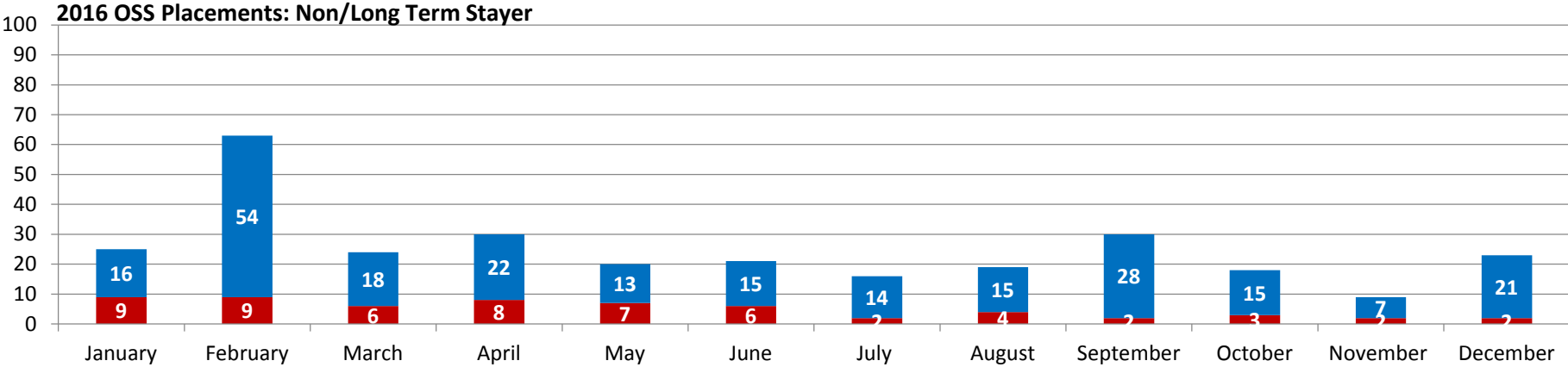
(including families)

were utilizing shelter services in
Portland

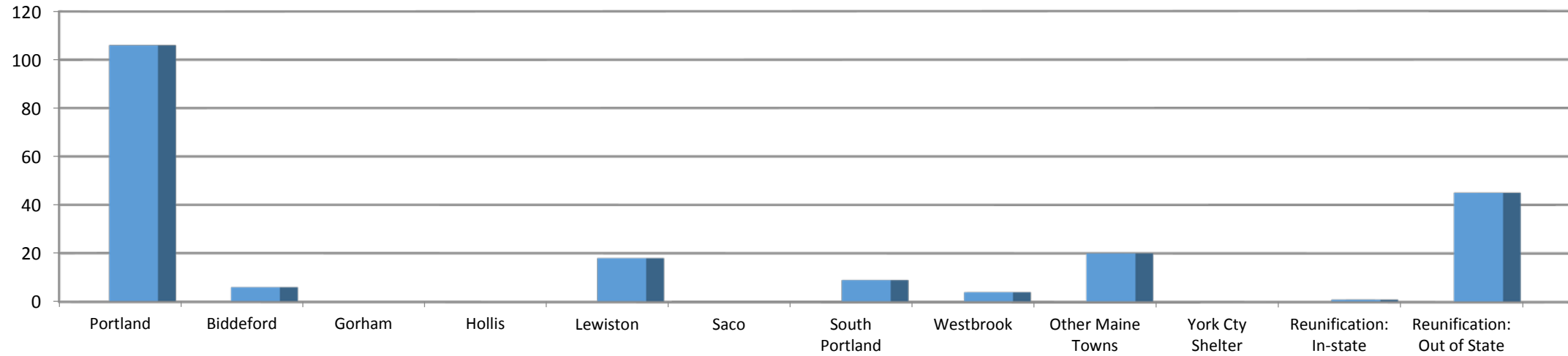
Calendar Day	Family Crisis	Family Shelter	Florence House	Joe Kreisler	Milestone	OSS Beds	OSS Chairs	Total Bed Nights
1	16	134	40	13	40	193	0	436
2	16	139	40	15	48	174	0	432
3	15	145	39	10	41	176	0	426
4	15	143	40	12	36	169	0	415
5	15	143	42	12	33	176	0	421
6	15	143	38	12	43	192	0	443
7	15	142	39	14	44	215	0	469
8	16	133	39	12	44	213	0	457
9	15	143	39	16	40	212	0	465
10	15	143	39	11	45	205	0	458
11	15	141	36	10	44	211	0	457
12	15	141	40	17	41	201	0	455
13	15	134	40	18	43	215	0	465
14	15	135	39	13	43	219	0	464
15	16	141	38	14	42	216	0	467
16	16	141	40	13	44	212	0	466
17	16	132	38	14	38	205	0	443
18	16	132	39	14	37	198	0	436
19	15	132	39	10	43	202	0	441
20	13	137	40	11	41	218	0	460
21	14	134	36	15	38	211	0	448
22	14	122	36	12	44	197	0	425
23	14	127	40	11	41	184	0	417
24	14	127	41	16	36	204	0	438
25	14	127	39	16	38	200	0	434
26	14	132	40	14	41	212	0	453
27	14	132	40	14	42	215	0	457
28	15	132	40	18	37	224	0	466
29	15	129	40	19	39	227	0	469
30	16	133	40	18	42	217	0	466
Total*	449	4,069	1,176	414	1,228	6,113	0	13,449
Avg/night*	15	136	39	14	41	204	0	448
Highest*	16	145	42	19	48	227	0	469
Lowest*	13	122	36	10	33	169	0	415

OXFORD STREET SHELTER & COMMUNITY OVERFLOW HOUSING PLACEMENT DATA

■ Non-LTS ■ Long Term Stayers

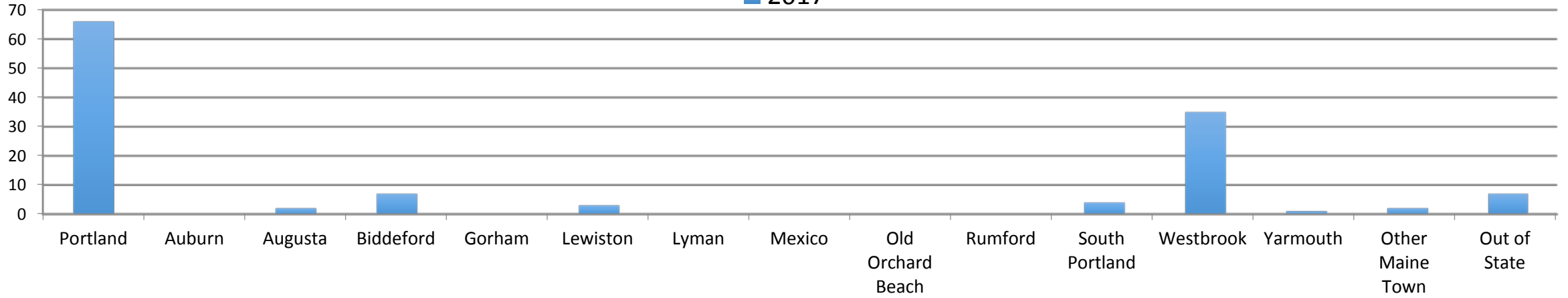


OXFORD STREET SHELTER & COMMUNITY OVERFLOW PERMANENT AND TRANSITIONAL 2017 HOUSING PLACEMENT DATA



	Jan	Feb	Mar	Apr	May	Jun	Jul	Aug	Sep	Oct	Nov	Dec	TOTAL	%
TOTAL HOUSING PLACEMENTS	19	11	12	23	27	17	21	22	21	18	18	-	209	100%
Portland	6	2	3	16	18	12	13	12	10	8	6	-	106	51%
Biddeford	-	1	-	-	-	-	1	1	-	-	3	-	6	3%
Gorham	-	-	-	-	-	-	-	-	-	-	-	-	-	0%
Hollis	-	-	-	-	-	-	-	-	-	-	-	-	-	0%
Lewiston	-	-	1	-	3	-	1	-	4	3	6	-	18	9%
Saco	-	-	-	-	-	-	-	-	-	-	-	-	-	0%
South Portland	2	1	3	-	-	1	-	1	-	1	-	-	9	4%
Westbrook	1	-	-	-	-	-	-	1	-	2	-	-	4	2%
Other Maine Towns	2	2	2	2	1	1	-	3	3	3	1	-	20	10%
York County Shelter	-	-	-	-	-	-	-	-	-	-	-	-	-	0%
Reunification with friends/family in another Maine town*	-	-	-	1	-	-	-	-	-	-	-	-	1	0%
Reunification with friends/family in another state*	8	5	3	4	5	3	6	4	4	1	2	-	45	22%

FAMILY SHELTER
PERMANENT AND TRANSITIONAL
HOUSING PLACEMENT DATA
■ 2017



	Jan	Feb	Mar	Apr	May	Jun	Jul	Aug	Sep	Oct	Nov	Dec	TOTAL	100%
TOTAL HOUSING PLACEMENTS	16	15	6	11	6	12	9	17	9	5	21		127	
Portland	8	7	3	6	4	6	4	9	6	3	10	-	66	52%
Auburn	-	-	-	-	-	-	-	-	-	-	-	-	-	0%
Augusta	-	-	-	1	-	1	-	-	-	-	-	-	2	2%
Biddeford	-	4	-	-	-	1	1	1	-	-	-	-	7	6%
Gorham	-	-	-	-	-	-	-	-	-	-	-	-	-	0%
Lewiston	1	-	1	-	-	1	-	-	-	-	-	-	3	2%
Lyman	-	-	-	-	-	-	-	-	-	-	-	-	-	0%
Mexico	-	-	-	-	-	-	-	-	-	-	-	-	-	0%
Old Orchard Beach	-	-	-	-	-	-	-	-	-	-	-	-	-	0%
Rumford	-	-	-	-	-	-	-	-	-	-	-	-	-	0%
South Portland	-	1	-	-	-	-	-	-	-	1	2	-	4	3%
Westbrook	5	2	2	2	2	2	4	4	3	1	8	-	35	25%
Yarmouth	-	1	-	-	-	-	-	-	-	-	-	-	1	1%
Other Maine Town	1	-	-	1	-	-	-	-	-	-	-	-	2	2%
Out of State	1	-	-	1	-	1	-	3	-	-	1	-	7	6%