

PORTLAND HOMELESS SHELTERS

Average Total Number of Individuals Residing in Shelters per Night:

	September 2016	September 2017
ADOLESCENTS	21 Individuals	17 Individuals
FAMILIES	147 Individuals 36 Average Families	157 Individuals 51 Average Families
ADULTS	262 Individuals	273 Individuals
Total	430 Individuals	447 Individuals

30 Days in the Month of September

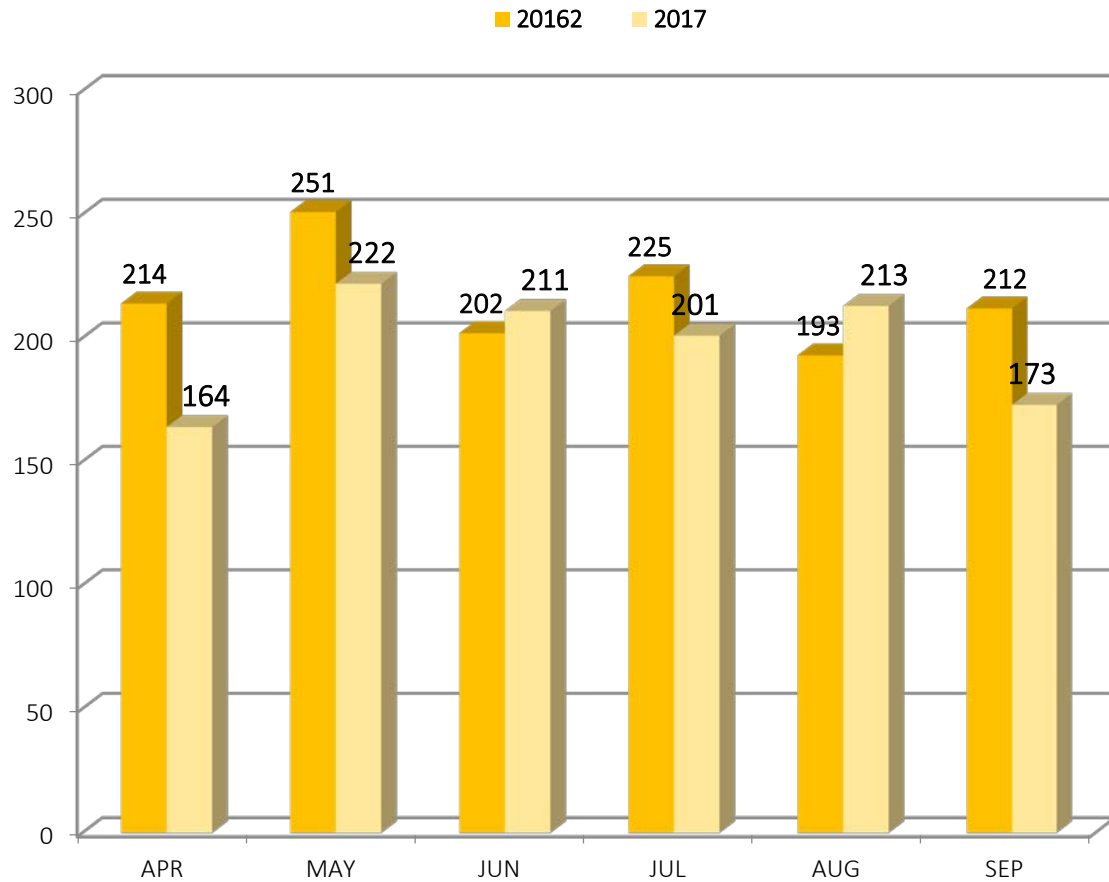
OXFORD STREET SHELTER
 SEPTEMBER 2017
 Intakes by Residency

MAINE TOWN					OUT-OF-STATE					OUT-OF-COUNTRY	
Alfred	2	Lyman	2	Waterville	2	AZ	2	PA	1	Angola	3
Augusta	1	N Waterboro	1	Westbrook	7	DC	2	RI	1	DRC	3
Bangor	2	Newport	1	Windham	3	FL	3	TX	1	Rwanda	1
Biddeford	5	Old Orchard	1			LA	1	VT	1		
Bridgeton	1	Pleasant Point	1			MA	4				
Brunswick	4	Raymond	1			MI	1				
Buxton	1	Rockland	1			NC	1				
Calais	1	Saco	2			NH	3				
Ellsworth	1	Skowhegan	1			NJ	1				
Hamden	1	South Portland	7			NY	2				
Lewiston	2	Taton	1			OH	2				
Limington	2	Topsham	1			OK	1				
MAINE TOWN:	55	OUT-OF-STATE:	26	OUT-OF-COUNTRY:	7	PORTLAND:	27	Unknown:	0	TOTAL:	115

PORTLAND, CITY-WIDE

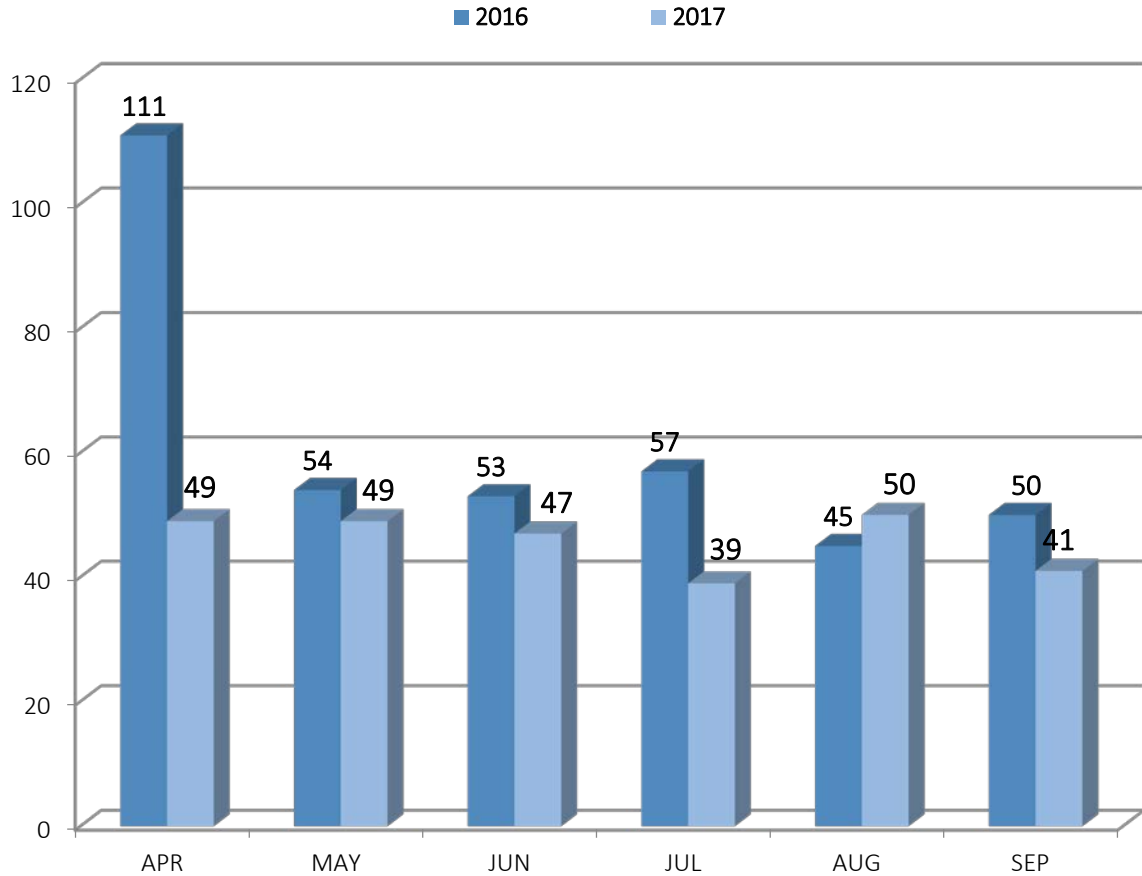
September 2017

SHELTER INTAKES BY MONTH



	INTAKES
Family Crisis	6/10
Family Shelter	10/36
Joe Kreisler	14
Milestone	13
Oxford Street (Men)	91
Oxford Street (Women)	29
Women's Shelter	10
TOTAL	173

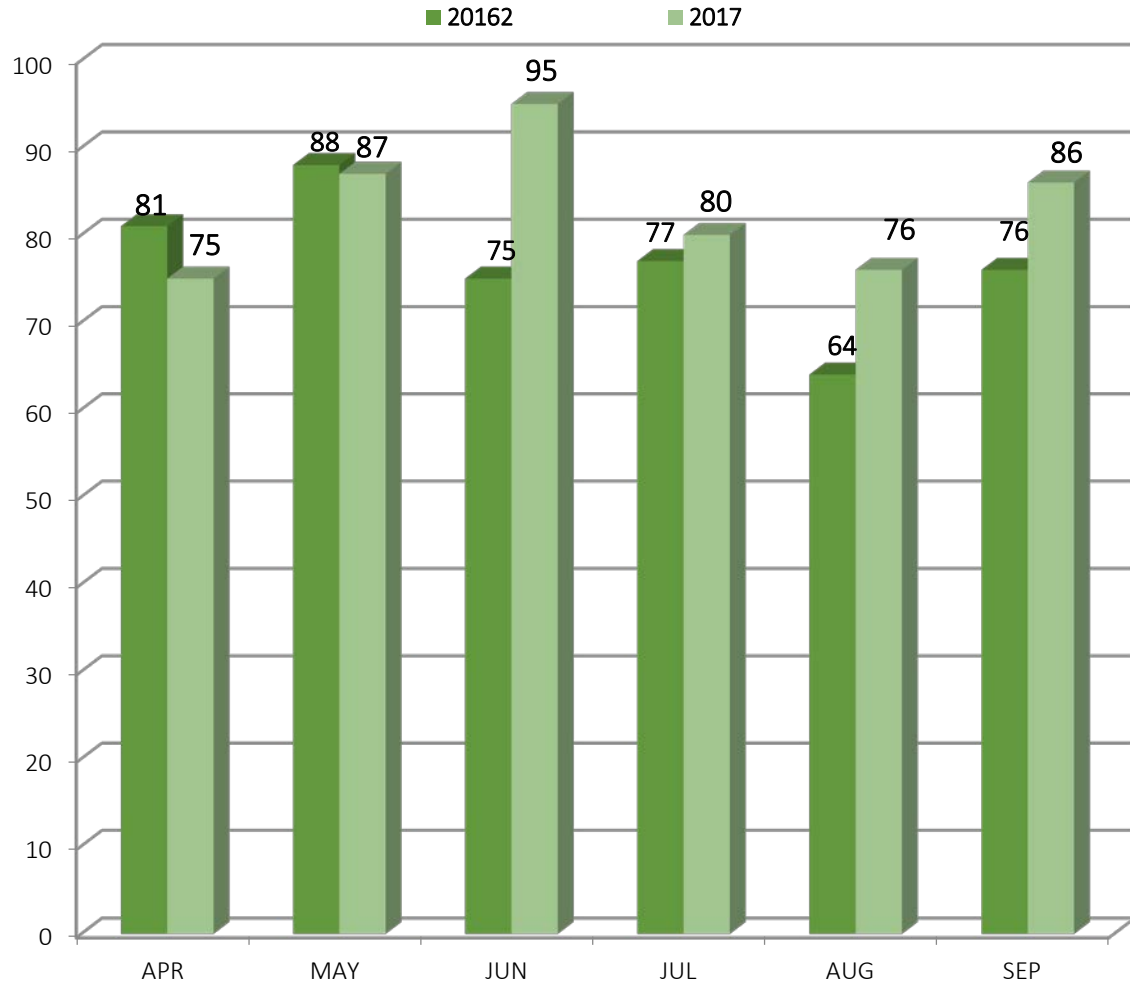
PORTLAND, CITY-WIDE SEPTEMBER 2017 HOUSING PLACEMENTS BY MONTH



*Starting November, 2013, Oxford Street Shelter shifted prioritization of housing placements to their 30 longest-term stayers.

	TOTAL HOUSING PLACEMENTS	TRANSITIONAL	PERMANENT
Family Crisis	3/4	0	3/4
Family Shelter	9/36	0	9/36
Joe Kreisler	2	0	2
Milestone	4	0	4
Oxford Street (Men)	17	0	17
Oxford Street (Women)	5	0	5
Women's Shelter	1	0	1
TOTAL	41	0	41

PORTLAND, CITY-WIDE SEPTEMBER 2017 1st TIME HOMELESSNESS STATISTICS (BASED ON SELF-REPORTING)



1 ST TIME HOMELESSNESS STATISTICS % OF ALL INTAKES (BASED ON SELF-REPORTING)	1 ST Time Homeless Intakes	% of Total First Time Homeless Intakes
Family Crisis	2/3	3%
Family Shelter	10/36	42%
Joe Kreisler	5	6%
Milestone	4	5%
Oxford Street (Men)	21	24%
Oxford Street (Women)	14	16%
Women's Shelter	3	3%
TOTAL	86	100%

PORTLAND, CITY-WIDE SEPTEMBER 2017 SHELTER COUNT BY NIGHT

On September 19:

471 individuals

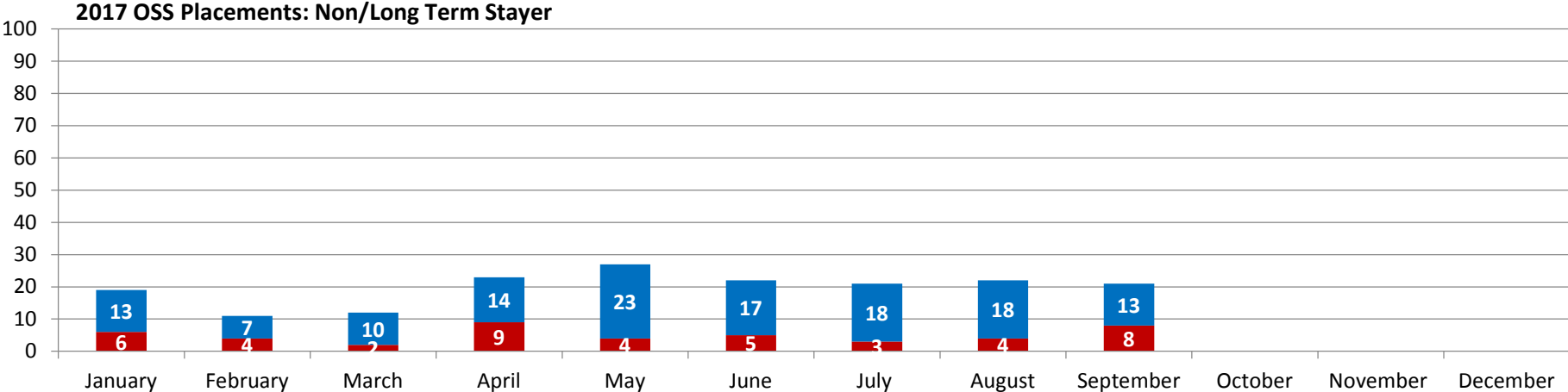
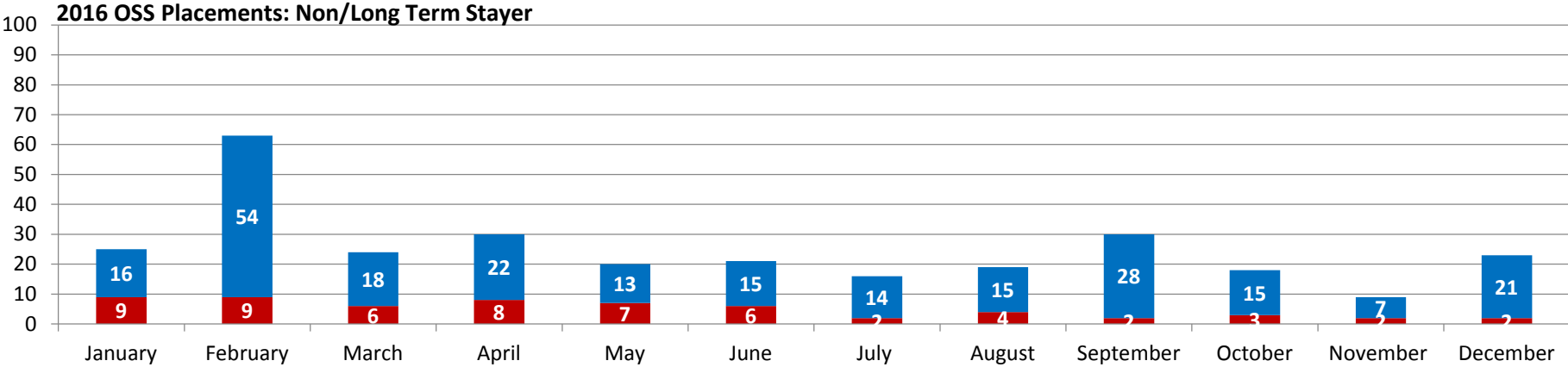
(including families)

were utilizing shelter services in
Portland

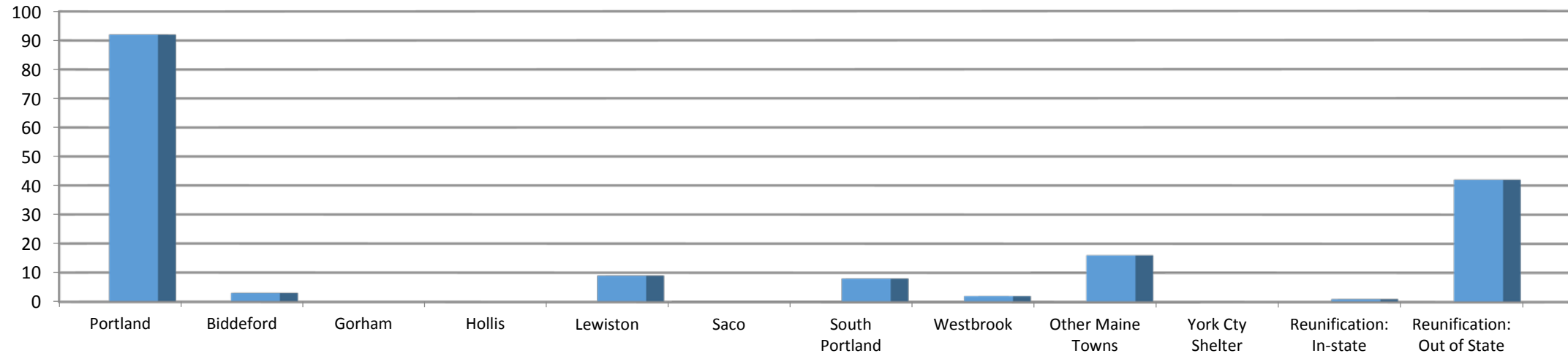
Calendar Day	Family Crisis	Family Shelter	Florence House	Joe Kreisler	Milestone	OSS Beds	OSS Chairs	Total Bed Nights
1	15	137	26	7	39	185	0	409
2	16	137	26	10	33	191	0	413
3	16	137	27	10	43	199	0	432
4	15	140	27	12	42	204	0	440
5	16	140	27	13	44	206	0	446
6	16	137	28	16	43	215	0	455
7	16	139	27	11	44	213	0	450
8	15	144	27	13	44	208	0	451
9	15	144	26	12	40	215	0	452
10	16	144	26	15	43	226	0	470
11	16	144	24	17	41	220	0	462
12	16	144	26	14	40	219	0	459
13	16	144	26	16	32	211	0	445
14	16	144	26	16	34	219	0	455
15	16	144	26	17	34	212	0	449
16	16	144	27	17	34	213	0	451
17	16	144	26	20	35	210	0	451
18	16	140	27	17	42	223	0	465
19	16	143	27	23	44	218	0	471
20	16	142	28	23	45	207	0	461
21	14	142	27	23	37	207	0	450
22	14	141	27	17	42	208	0	449
23	14	141	27	17	43	186	0	428
24	14	141	28	21	41	201	0	446
25	14	141	27	24	41	202	0	449
26	16	141	27	23	44	205	0	456
27	14	141	27	22	42	199	0	445
28	15	141	27	22	45	202	0	452
29	15	141	27	23	38	181	0	425
30	15	141	27	21	38	188	0	430
Total*	461	4,243	801	512	1,207	6,193	0	13,417
Avg/night*	15	141	27	17	40	206	0	447
Highest*	16	144	28	24	45	226	0	471
Lowest*	14	137	24	7	32	181	0	409

OXFORD STREET SHELTER & COMMUNITY OVERFLOW HOUSING PLACEMENT DATA

■ Non-LTS ■ Long Term Stayers

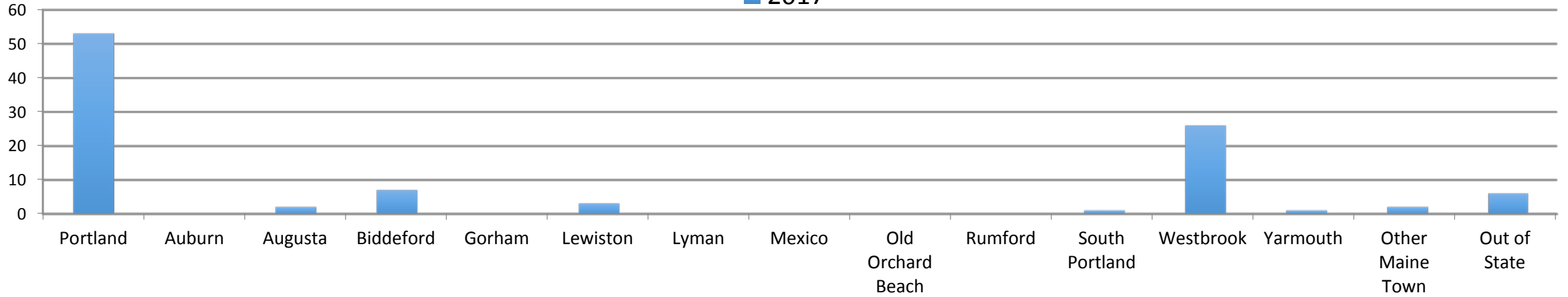


OXFORD STREET SHELTER & COMMUNITY OVERFLOW PERMANENT AND TRANSITIONAL 2017 HOUSING PLACEMENT DATA



	Jan	Feb	Mar	Apr	May	Jun	Jul	Aug	Sep	Oct	Nov	Dec	TOTAL	%
TOTAL HOUSING PLACEMENTS	19	11	12	23	27	17	21	22	21	-	-	-	173	100%
Portland	6	2	3	16	18	12	13	12	10	-	-	-	92	53%
Biddeford	-	1	-	-	-	-	1	1	-	-	-	-	3	2%
Gorham	-	-	-	-	-	-	-	-	-	-	-	-	-	0%
Hollis	-	-	-	-	-	-	-	-	-	-	-	-	-	0%
Lewiston	-	-	1	-	3	-	1	-	4	-	-	-	9	5%
Saco	-	-	-	-	-	-	-	-	-	-	-	-	-	0%
South Portland	2	1	3	-	-	1	-	1	-	-	-	-	8	5%
Westbrook	1	-	-	-	-	-	-	1	-	-	-	-	2	1%
Other Maine Towns	2	2	2	2	1	1	-	3	3	-	-	-	16	9%
York County Shelter	-	-	-	-	-	-	-	-	-	-	-	-	-	0%
Reunification with friends/family in another Maine town*	-	-	-	1	-	-	-	-	-	-	-	-	1	1%
Reunification with friends/family in another state*	8	5	3	4	5	3	6	4	4	-	-	-	42	24%

FAMILY SHELTER
PERMANENT AND TRANSITIONAL
HOUSING PLACEMENT DATA
■ 2017



	Jan	Feb	Mar	Apr	May	Jun	Jul	Aug	Sep	Oct	Nov	Dec	TOTAL	100%
TOTAL HOUSING PLACEMENTS	16	15	6	11	6	12	9	17	9				101	
Portland	8	7	3	6	4	6	4	9	6	-	-	-	53	52%
Auburn	-	-	-	-	-	-	-	-	-	-	-	-	-	0%
Augusta	-	-	-	1	-	1	-	-	-	-	-	-	2	2%
Biddeford	-	4	-	-	-	1	1	1	-	-	-	-	7	7%
Gorham	-	-	-	-	-	-	-	-	-	-	-	-	-	0%
Lewiston	1	-	1	-	-	1	-	-	-	-	-	-	3	3%
Lyman	-	-	-	-	-	-	-	-	-	-	-	-	-	0%
Mexico	-	-	-	-	-	-	-	-	-	-	-	-	-	0%
Old Orchard Beach	-	-	-	-	-	-	-	-	-	-	-	-	-	0%
Rumford	-	-	-	-	-	-	-	-	-	-	-	-	-	0%
South Portland	-	1	-	-	-	-	-	-	-	-	-	-	1	1%
Westbrook	5	2	2	2	2	2	4	4	3	-	-	-	26	26%
Yarmouth	-	1	-	-	-	-	-	-	-	-	-	-	1	1%
Other Maine Town	1	-	-	1	-	-	-	-	-	-	-	-	2	2%
Out of State	1	-	-	1	-	1	-	3	-	-	-	-	6	6%