

PORTLAND HOMELESS SHELTERS

Average Total Number of Individuals Residing in Shelters per Night:

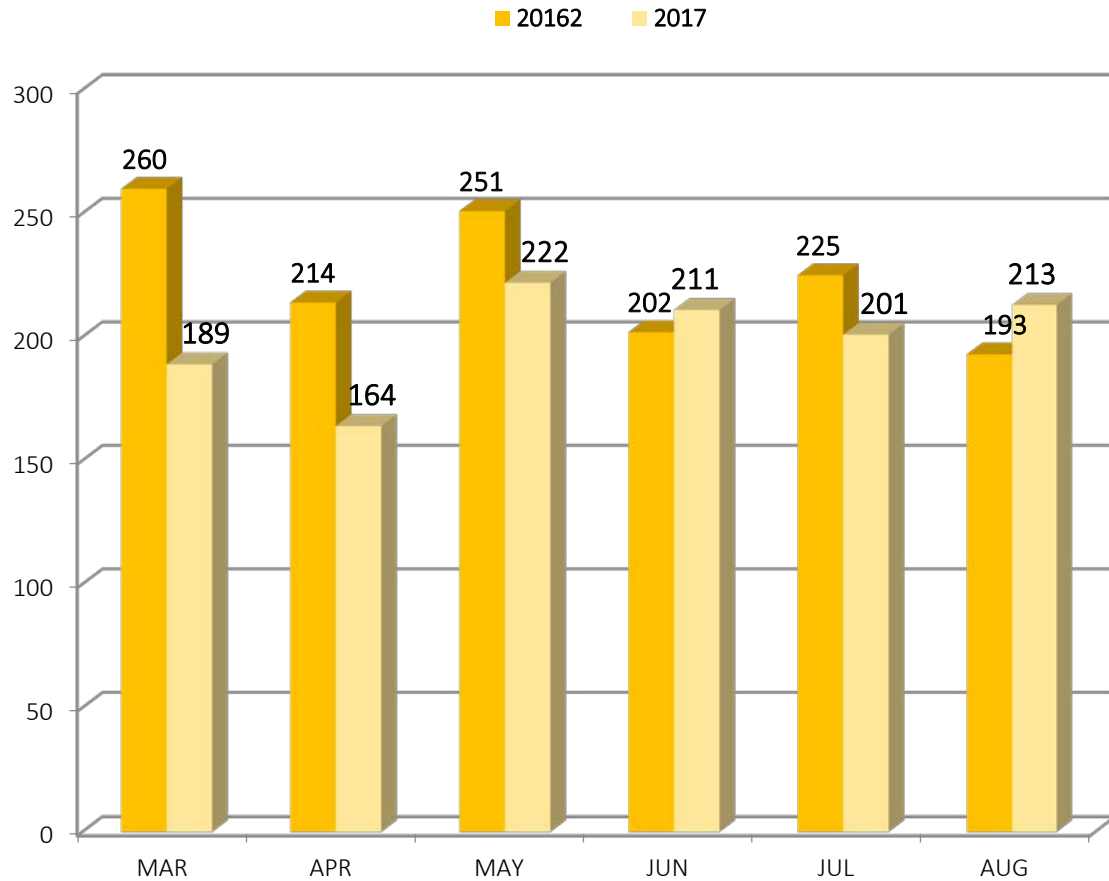
	August 2016	August 2017
ADOLESCENTS	22 Individuals	12 Individuals
FAMILIES	142 Individuals 35 Average Families	153 Individuals 39 Average Families
ADULTS	269 Individuals	271 Individuals
Total	433 Individuals	436 Individuals

31 Days in the Month of August

OXFORD STREET SHELTER
AUGUST 2017
Intakes by Residency

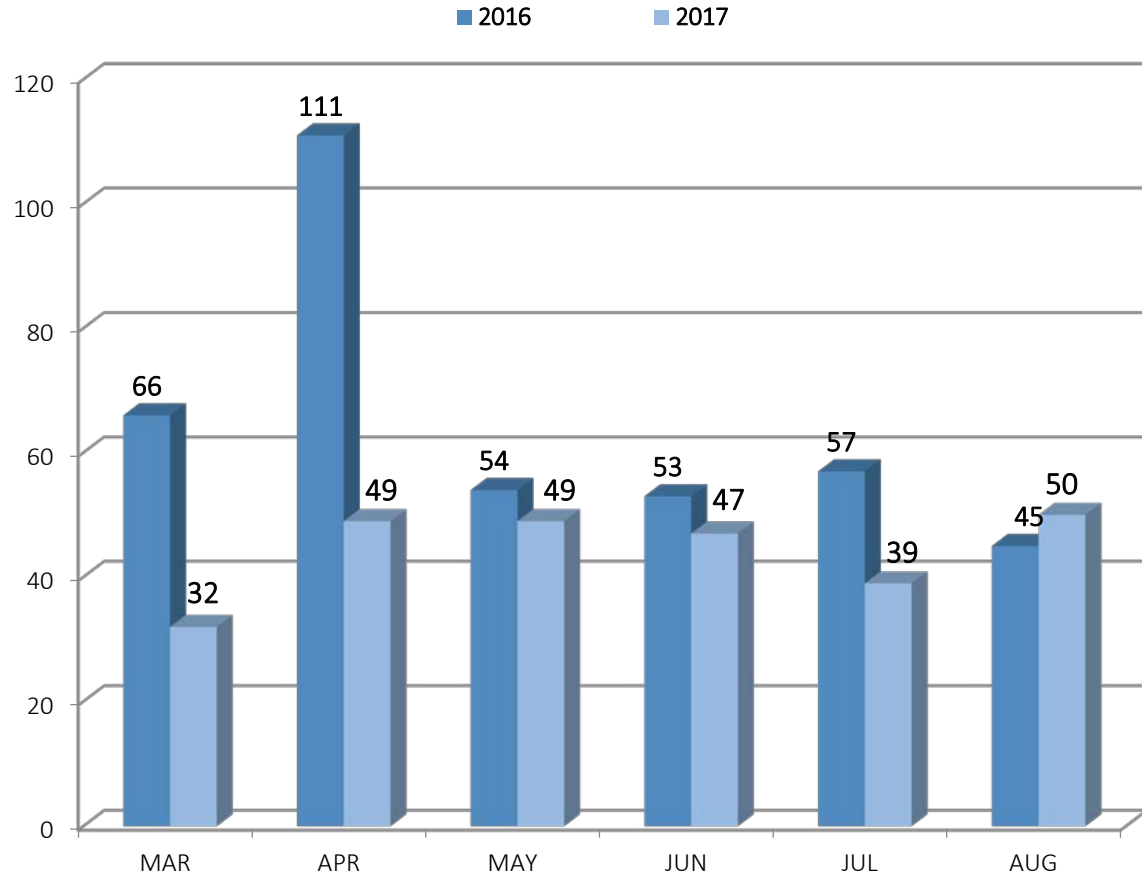
MAINE TOWN						OUT-OF-STATE				OUT-OF-COUNTRY	
Arrowsic	1	Kingfield	1	South Portland	2	AL	1	MI	1	Angola	7
Auburn	1	Lewiston	2	Standish	2	CA	2	NC	4	Cameroon	1
Augusta	2	Lisbon Falls	2	Steep Falls	1	CO	1	NH	3	DRC	8
Bangor	4	Naples	1	Thomaston	1	CT	2	NJ	1	Gabon	1
Biddeford	3	North Berwick	1	Waterville	2	FL	3	NV	1	Haiti	1
Brunswick	1	Old Orchard Beach	2	West Bath	1	GA	1	NY	3		
Chebeague	1	Rockland	2	Westbrook	6	IN	1	OH	1		
Dixfield	1	Sanford	4	Windham	3	KS	2	RI	1		
Freeport	2	Scarborough	1			LA	2	TN	2		
Harrisson	1	Solon	1			MA	6	TX	1		
MAINE TOWN:	52	OUT-OF-STATE:	39	OUT-OF-COUNTRY:	18	PORTLAND:	43	Unknown:	0	TOTAL:	152

PORTLAND, CITY-WIDE AUGUST 2017 SHELTER INTAKES BY MONTH



	INTAKES
Family Crisis	4/4
Family Shelter	19/79
Joe Kreisler	13
Milestone	13
Oxford Street (Men)	112
Oxford Street (Women)	40
Women's Shelter	12
TOTAL	213

PORTLAND, CITY-WIDE AUGUST 2017 HOUSING PLACEMENTS BY MONTH

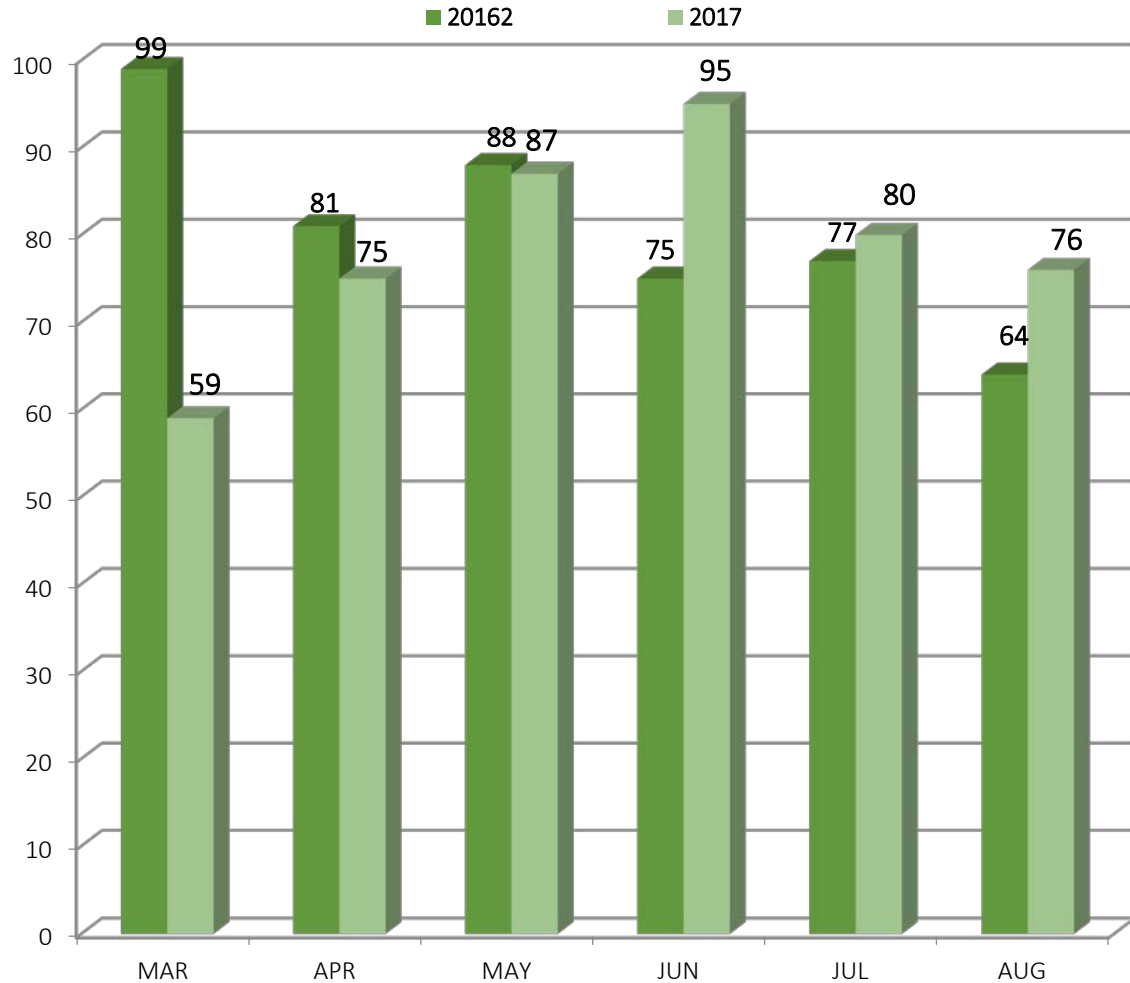


*Starting November, 2013, Oxford Street Shelter shifted prioritization of housing placements to their 30 longest-term stayers.

	TOTAL HOUSING PLACEMENTS	TRANSITIONAL	PERMANENT
Family Crisis	2/4	0	2/4
Family Shelter	17/72	0	17/72
Joe Kreisler	3	0	3
Milestone	2	0	2
Oxford Street (Men)	18	0	18
Oxford Street (Women)	4	0	4
Women's Shelter	4	0	4
TOTAL	50	0	50

PORTLAND, CITY-WIDE AUGUST 2017

1st TIME HOMELESSNESS STATISTICS (BASED ON SELF-REPORTING)



1 ST TIME HOMELESSNESS STATISTICS % OF ALL INTAKES (BASED ON SELF-REPORTING)	1 ST Time Homeless Intakes	% of Total First Time Homeless Intakes
Family Crisis	1/1	1%
Family Shelter	17/74	22%
Joe Kreisler	3	4%
Milestone	4	5%
Oxford Street (Men)	30	39%
Oxford Street (Women)	16	21%
Women's Shelter	5	7%
TOTAL	76	100%

PORTLAND, CITY-WIDE AUGUST 2017 SHELTER COUNT BY NIGHT

On August 30:

457 individuals

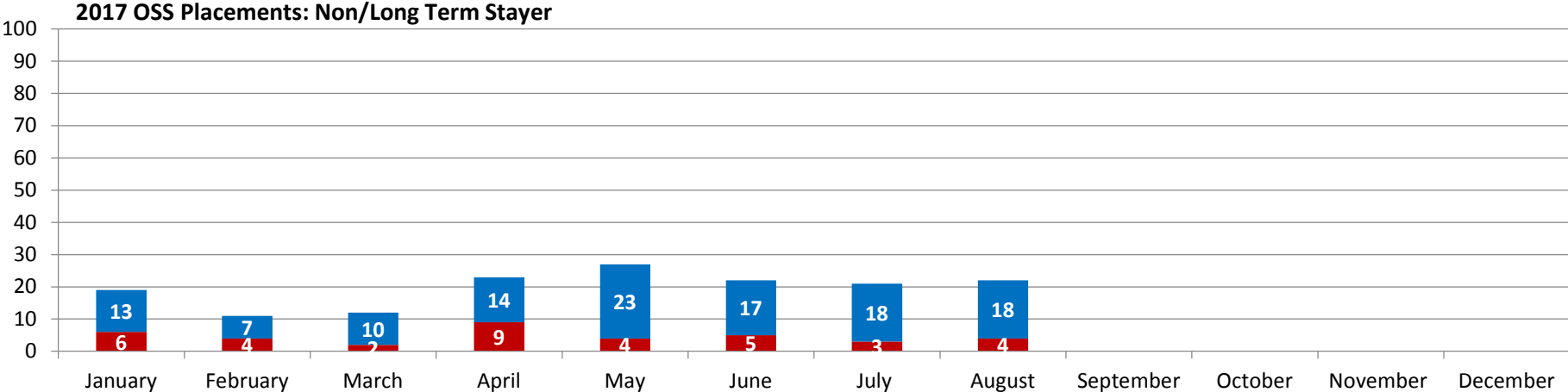
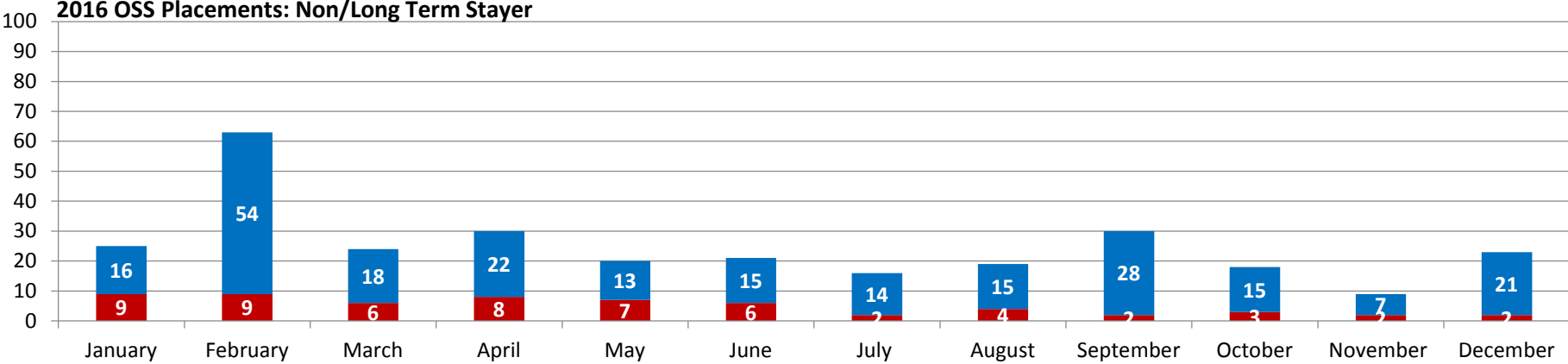
(including families)

were utilizing shelter services in
Portland

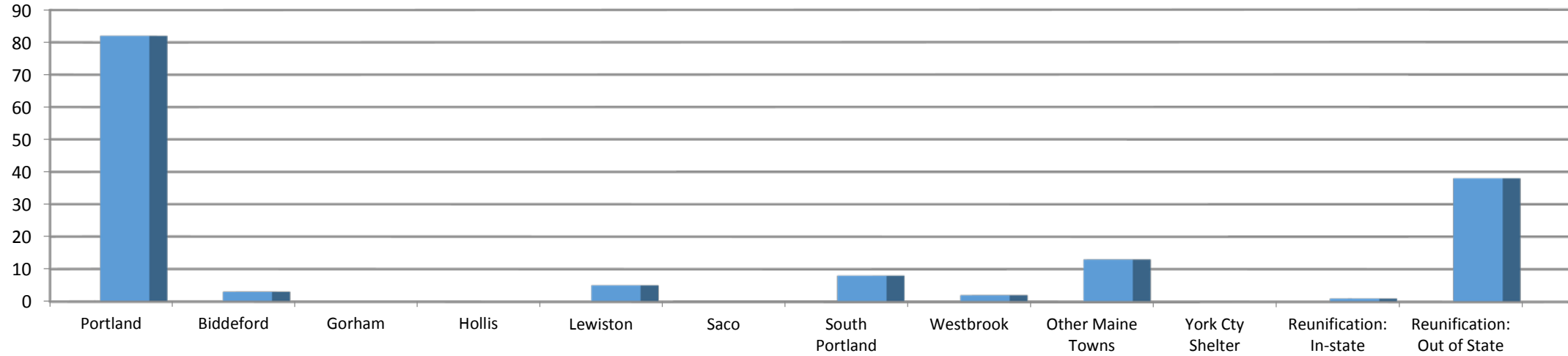
Calendar Day	Family Crisis	Family Shelter	Florence House	Joe Kreisler	Milestone	OSS Beds	OSS Chairs	Total Bed Nights
1	16	137	27	15	39	189	0	423
2	14	133	26	14	38	198	0	423
3	14	137	26	13	33	189	0	412
4	15	137	27	11	44	182	0	416
5	16	134	25	11	45	215	0	446
6	16	134	26	11	45	206	0	438
7	16	137	26	12	45	191	0	427
8	16	127	24	14	41	211	0	433
9	16	137	25	11	47	204	0	440
10	16	137	25	11	43	207	0	439
11	16	138	24	8	40	209	0	435
12	16	138	25	10	39	200	0	428
13	16	138	24	12	37	209	0	436
14	16	138	26	11	40	202	0	433
15	15	136	26	12	39	202	0	430
16	15	138	27	13	33	206	0	432
17	15	138	26	14	38	207	0	438
18	16	132	26	6	42	222	0	444
19	16	138	24	9	42	207	0	436
20	16	143	25	11	43	208	0	446
21	16	143	26	11	42	202	0	440
22	17	137	26	10	41	212	0	443
23	16	137	26	13	43	206	0	441
24	16	144	26	11	41	216	0	454
25	16	143	26	10	38	197	0	430
26	16	138	27	13	36	201	0	431
27	16	138	27	17	40	211	0	449
28	16	136	26	15	42	204	0	439
29	16	142	25	16	38	211	0	448
30	16	142	27	12	43	217	0	457
31	13	141	27	14	46	198	0	439
Total*	486	4,268	799	371	1,263	6,339	0	13,526
Avg/night*	16	138	26	12	41	204	0	436
Highest*	17	144	27	17	47	222	0	457
Lowest*	13	127	24	6	33	182	0	412

OXFORD STREET SHELTER & COMMUNITY OVERFLOW HOUSING PLACEMENT DATA

■ Non-LTS ■ Long Term Stayers




OXFORD STREET SHELTER & COMMUNITY OVERFLOW PERMANENT AND TRANSITIONAL 2017 HOUSING PLACEMENT DATA



	Jan	Feb	Mar	Apr	May	Jun	Jul	Aug	Sep	Oct	Nov	Dec	TOTAL	%
TOTAL HOUSING PLACEMENTS	19	11	12	23	27	17	21	22	-	-	-	-	152	100%
Portland	6	2	3	16	18	12	13	12	-	-	-	-	82	54%
Biddeford	-	1	-	-	-	-	1	1	-	-	-	-	3	2%
Gorham	-	-	-	-	-	-	-	-	-	-	-	-	-	0%
Hollis	-	-	-	-	-	-	-	-	-	-	-	-	-	0%
Lewiston	-	-	1	-	3	-	1	-	-	-	-	-	5	3%
Saco	-	-	-	-	-	-	-	-	-	-	-	-	-	0%
South Portland	2	1	3	-	-	1	-	1	-	-	-	-	8	5%
Westbrook	1	-	-	-	-	-	-	1	-	-	-	-	2	1%
Other Maine Towns	2	2	2	2	1	1	-	3	-	-	-	-	13	9%
York County Shelter	-	-	-	-	-	-	-	-	-	-	-	-	-	0%
Reunification with friends/family in another Maine town*	-	-	-	1	-	-	-	-	-	-	-	-	1	1%
Reunification with friends/family in another state*	8	5	3	4	5	3	6	4	-	-	-	-	38	25%

FAMILY SHELTER
PERMANENT AND TRANSITIONAL
HOUSING PLACEMENT DATA
■ 2017



	Jan	Feb	Mar	Apr	May	Jun	Jul	Aug	Sep	Oct	Nov	Dec	TOTAL	100%
TOTAL HOUSING PLACEMENTS	16	15	6	11	6	12	9	17					92	100%
Portland	8	7	3	6	4	6	4	9	-	-	-	-	47	51%
Auburn	-	-	-	-	-	-	-	-	-	-	-	-	-	0%
Augusta	-	-	-	1	-	1	-	-	-	-	-	-	2	2%
Biddeford	-	4	-	-	-	1	1	1	-	-	-	-	7	8%
Gorham	-	-	-	-	-	-	-	-	-	-	-	-	-	0%
Lewiston	1	-	1	-	-	1	-	-	-	-	-	-	3	3%
Lyman	-	-	-	-	-	-	-	-	-	-	-	-	-	0%
Mexico	-	-	-	-	-	-	-	-	-	-	-	-	-	0%
Old Orchard Beach	-	-	-	-	-	-	-	-	-	-	-	-	-	0%
Rumford	-	-	-	-	-	-	-	-	-	-	-	-	-	0%
South Portland	-	1	-	-	-	-	-	-	-	-	-	-	1	1%
Westbrook	5	2	2	2	2	2	4	4	-	-	-	-	23	25%
Yarmouth	-	1	-	-	-	-	-	-	-	-	-	-	1	1%
Other Maine Town	1	-	-	1	-	-	-	-	-	-	-	-	2	2%
Out of State	1	-	-	1	-	1	-	3	-	-	-	-	6	7%