

PORTLAND HOMELESS SHELTERS

Average Total Number of Individuals Residing in Shelters per Night:

	March 2016	March 2017
ADOLESCENTS	18 Individuals	19 Individuals
FAMILIES	123 Individuals 44 Average Families	129 Individuals 50 Average Families
ADULTS	302 Individuals	297 Individuals
Total	443 Individuals	445 Individuals

31 Days in the Month of March

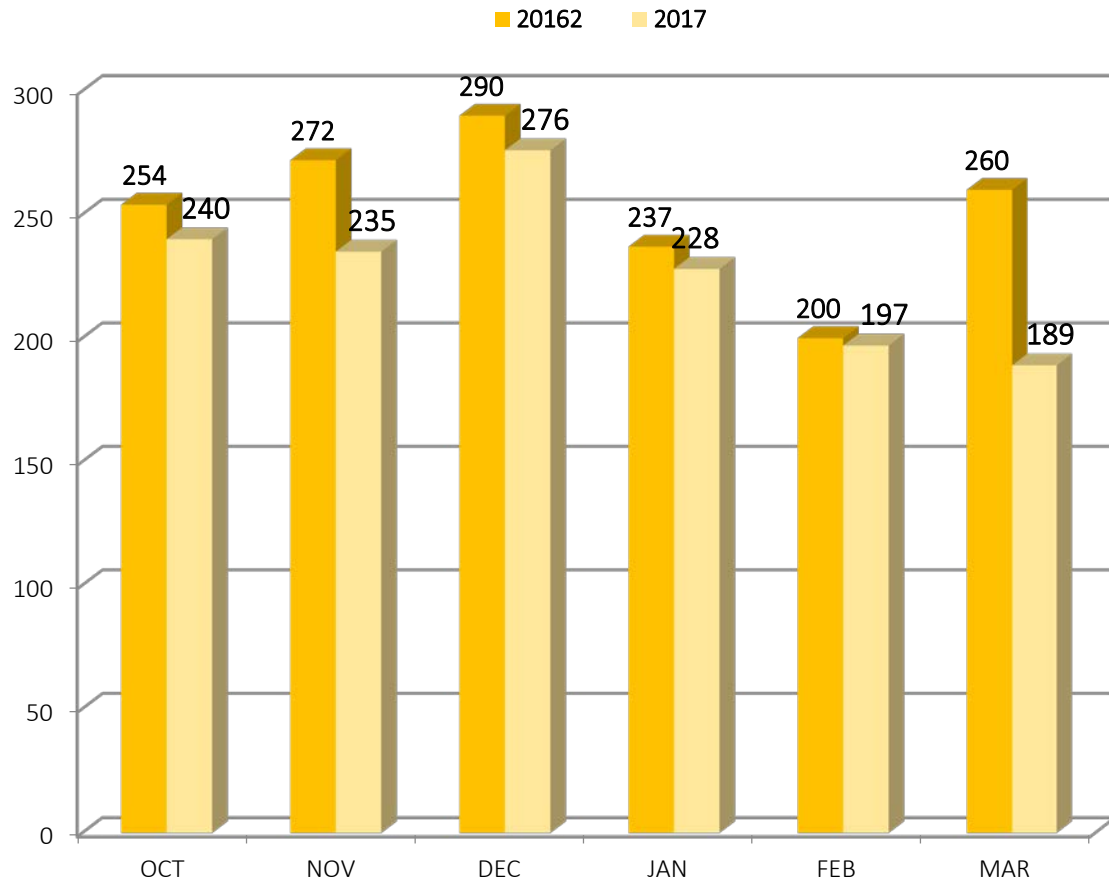
OXFORD STREET SHELTER

March 2017

Intakes by Residency

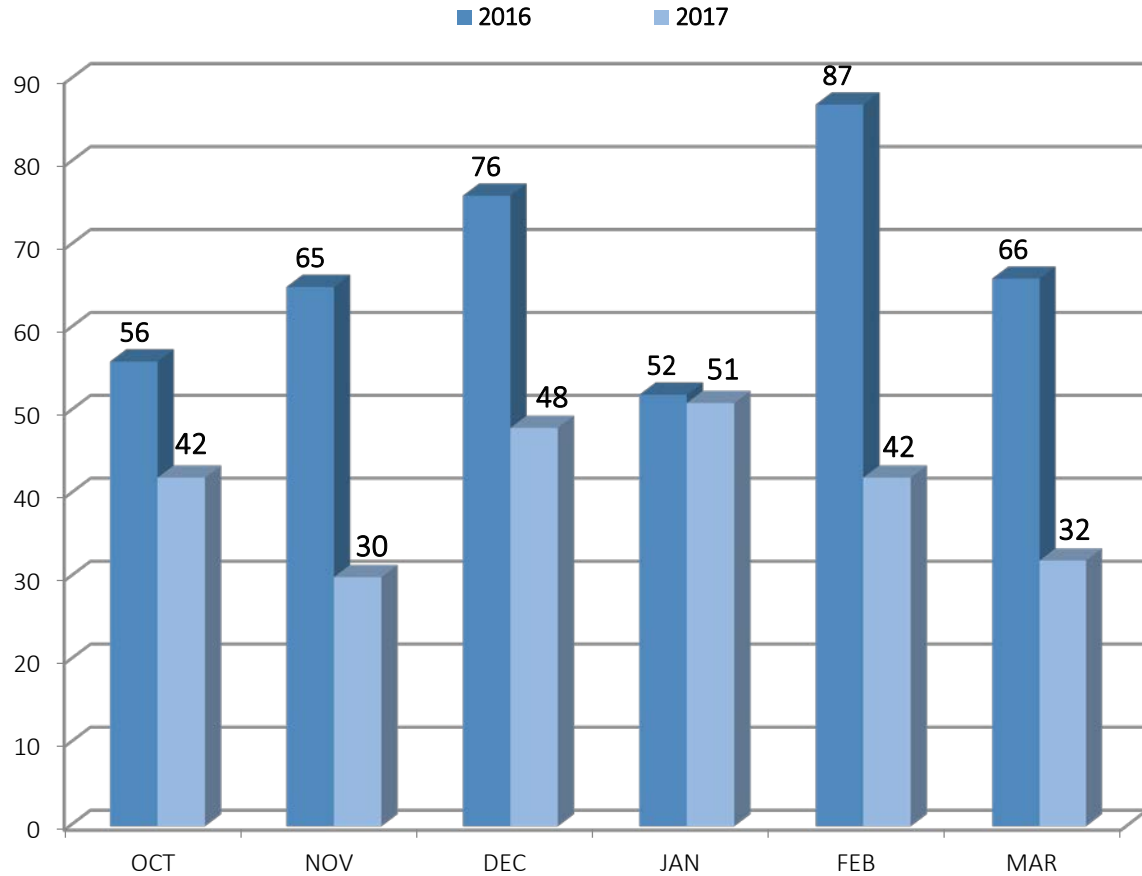
MAINE TOWN					OUT-OF-STATE					OUT-OF-COUNTRY	
Arundel	1	Jay	1	Westbrook	5	AZ	1	NY	2	Angola	9
Biddeford	5	Lewiston	3	Windham	1	CA	3	OH	1	DRC	5
Bridgton	1	Limington	1			FL	5	OK	1	Ivory Coast	1
Brunswick	1	Norway	1			ID	1	PA	2	Rwanda	1
Cape Elizabeth	1	Old Orchard Beach	2			IL	1	SC	1		
Caribou	1	Princeton	1			IN	1	VT	2		
Casco	2	Saco	3			MA	6	WA	1		
Durham	2	Sanford	1			MI	1				
Falmouth	1	South Portland	7			NC	2				
Gorham	1	Turner	1			NH	5				
Gray	1	Warren	1			NJ	2				
Hollis	1	Waterville	1			NV	1				
MAINE TOWN:	48	OUT-OF-STATE:	39	OUT-OF-COUNTRY:	16	PORTLAND:	40	Unknown:		TOTAL:	<u>143</u>

PORTLAND, CITY-WIDE March 2017 SHELTER INTAKES BY MONTH



	INTAKES
Family Crisis	7/9
Family Shelter	7/19
Joe Kreisler	11
Milestone	12
Oxford Street (Men)	118
Oxford Street (Women)	25
Florence House	9
TOTAL	189

PORTLAND, CITY-WIDE March 2017 HOUSING PLACEMENTS BY MONTH



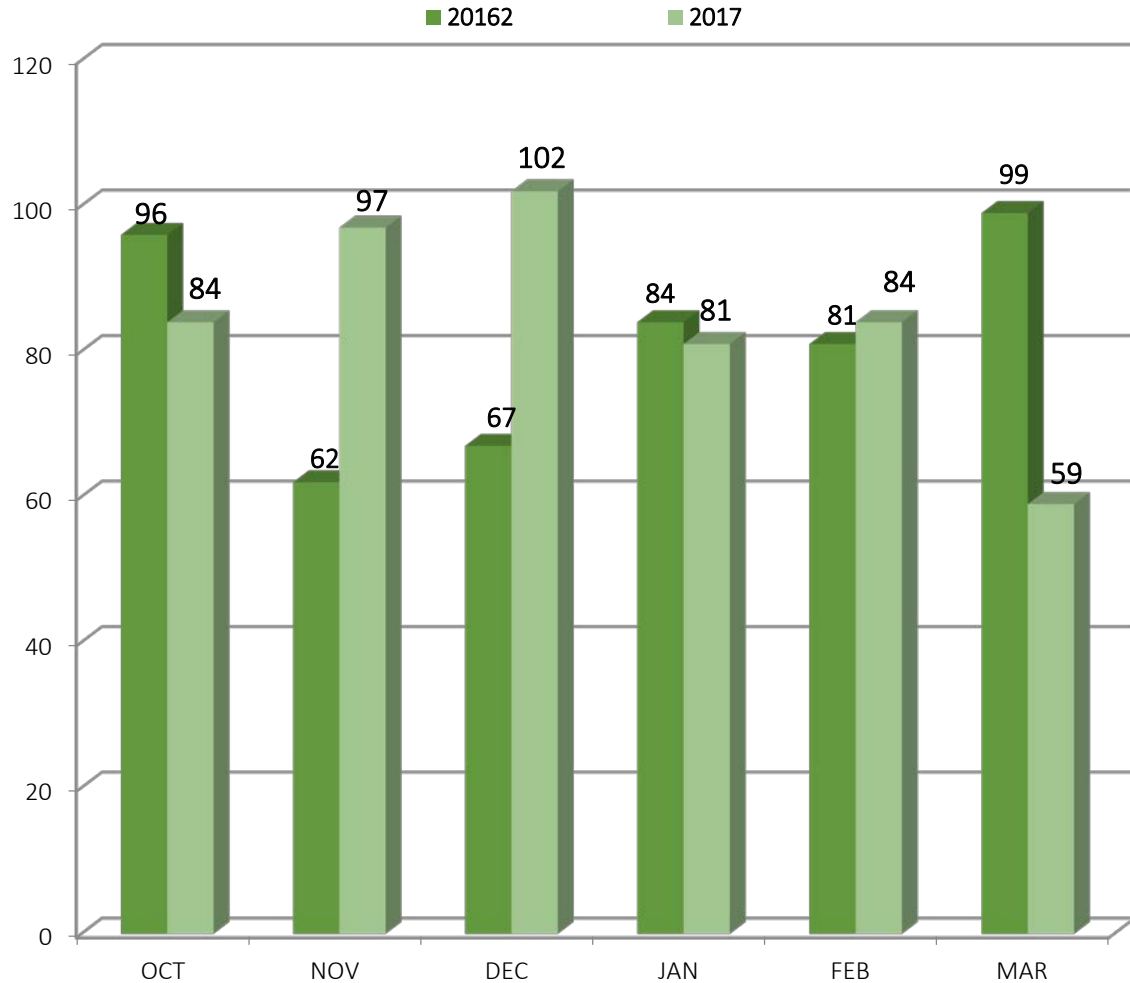
*Starting November, 2013, Oxford Street Shelter shifted prioritization of housing placements to their 30 longest-term stayers.

	TOTAL HOUSING PLACEMENTS	TEMPORARY	PERMANENT
Family Crisis	2/4	0	2/4
Family Shelter	6/23	1/2	5/21
Joe Kreisler	8	0	8
Milestone	2	0	2
Oxford Street (Men)	10	0	10
Oxford Street (Women)	2	0	2
Florence House	2	0	2
TOTAL	32/51	1/2	31/49

PORTLAND, CITY-WIDE

March 2017

1st TIME HOMELESSNESS STATISTICS (BASED ON SELF-REPORTING)



1 ST TIME HOMELESSNESS STATISTICS % OF ALL INTAKES (BASED ON SELF-REPORTING)	1 ST Time Homeless Intakes	% of Total First Time Homeless Intakes
Family Crisis	1/2	3%
Family Shelter	7/19	32%
Joe Kreisler	0	0%
Milestone	7	12%
Oxford Street (Men)	23	39%
Oxford Street (Women)	4	7%
Florence House	4	7%
TOTAL	59	100%

PORTLAND, CITY-WIDE
 March 2017
 SHELTER COUNT BY NIGHT

On March 6th:

463 individuals

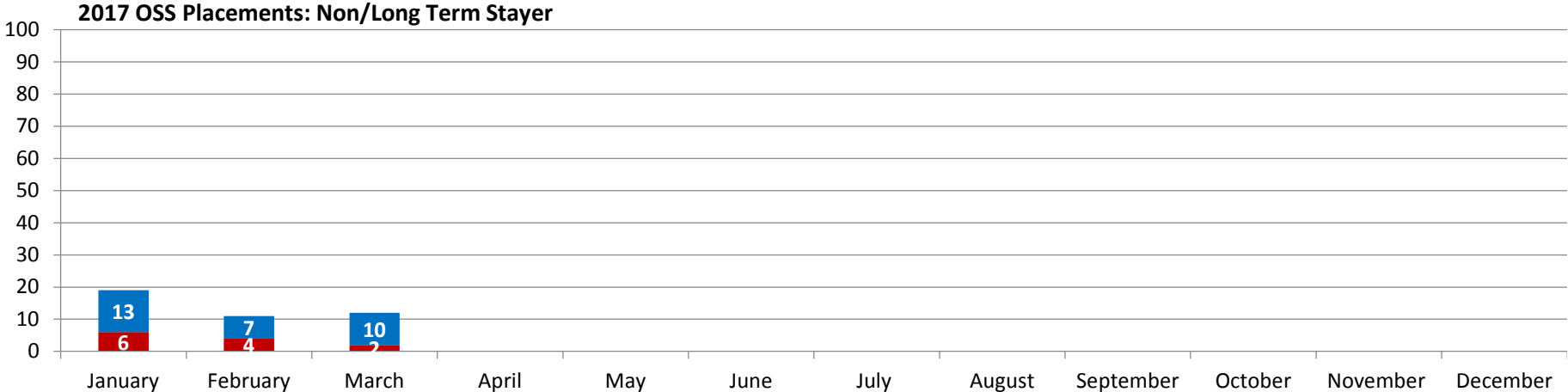
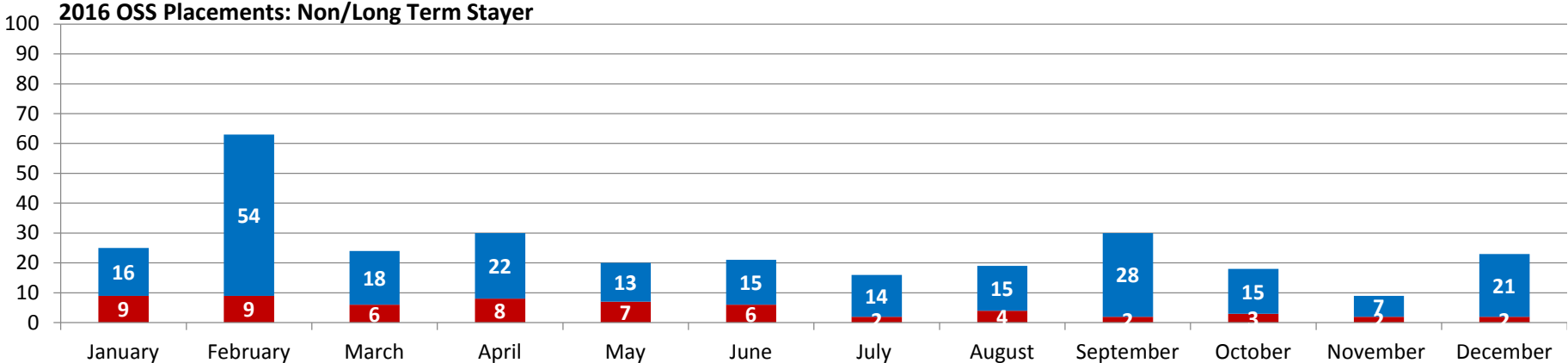
(including families)

were utilizing shelter services in
 Portland

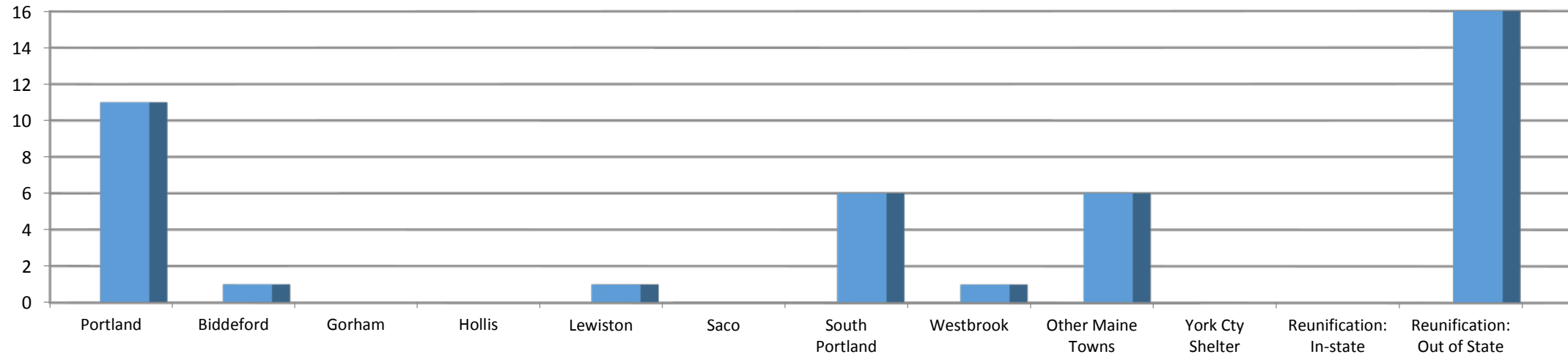
Calendar Day	Family Crisis	Family Shelter	Florence House	Joe Kreisler	Milestone	OSS Beds	OSS Chairs	Total Bed Nights
1	15	118	27	18	41	222	0	441
2	15	115	27	23	46	227	0	453
3	15	115	27	14	44	221	0	436
4	15	115	28	17	45	224	0	444
5	16	115	27	17	46	224	0	445
6	15	115	27	23	44	239	0	463
7	15	115	26	21	42	238	0	457
8	15	115	26	22	46	230	0	454
9	15	115	27	21	45	229	0	452
10	15	115	24	23	43	225	0	445
11	15	115	26	24	45	223	0	448
12	16	115	25	24	44	221	0	445
13	16	114	26	24	42	226	0	448
14	14	114	24	23	43	216	0	434
15	14	114	25	22	42	230	0	447
16	16	114	26	21	45	230	0	452
17	16	114	26	19	44	223	0	442
18	16	114	25	18	46	223	0	442
19	16	114	25	17	42	232	0	446
20	16	114	25	18	45	233	0	451
21	15	114	24	19	43	239	0	454
22	15	114	24	18	45	232	0	448
23	12	110	26	13	42	231	0	434
24	15	111	26	12	43	229	0	436
25	15	111	26	14	32	231	0	429
26	15	111	25	14	45	224	0	434
27	15	111	26	14	42	231	0	439
28	15	111	25	13	47	235	0	446
29	15	111	25	17	45	237	0	450
30	16	111	26	16	39	235	0	443
31	16	111	26	15	37	212	0	417
Total*	470	3,521	798	574	1,340	7,072	0	13,775
Avg/night*	15	114	26	19	43	228	0	444
Highest*	16	118	28	24	47	239	0	463
Lowest*	12	110	24	12	32	212	0	417

OXFORD STREET SHELTER & COMMUNITY OVERFLOW HOUSING PLACEMENT DATA

■ Non-LTS ■ Long Term Stayers



OXFORD STREET SHELTER & COMMUNITY OVERFLOW PERMANENT AND TRANSITIONAL 2017 HOUSING PLACEMENT DATA



	Jan	Feb	Mar	Apr	May	Jun	Jul	Aug	Sep	Oct	Nov	Dec	TOTAL	%
TOTAL HOUSING PLACEMENTS	19	11	12	-	-	-	-	-	-	-	-	-	42	100%
Portland	6	2	3	-	-	-	-	-	-	-	-	-	11	26%
Biddeford	-	1	-	-	-	-	-	-	-	-	-	-	1	2%
Gorham	-	-	-	-	-	-	-	-	-	-	-	-	-	0%
Hollis	-	-	-	-	-	-	-	-	-	-	-	-	-	0%
Lewiston	-	-	1	-	-	-	-	-	-	-	-	-	1	2%
Saco	-	-	-	-	-	-	-	-	-	-	-	-	-	0%
South Portland	2	1	3	-	-	-	-	-	-	-	-	-	6	14%
Westbrook	1	-	-	-	-	-	-	-	-	-	-	-	1	2%
Other Maine Towns	2	2	2	-	-	-	-	-	-	-	-	-	6	14%
York County Shelter	-	-	-	-	-	-	-	-	-	-	-	-	-	0%
Reunification with friends/family in another Maine town*	-	-	-	-	-	-	-	-	-	-	-	-	-	0%
Reunification with friends/family in another state*	8	5	3	-	-	-	-	-	-	-	-	-	16	38%

