

PORTLAND HOMELESS SHELTERS

Average Total Number of Individuals Residing in Shelters per Night:

	February 2016	February 2017
ADOLESCENTS	14 Individuals	21 Individuals
FAMILIES	132 Individuals 35 Average Families	131 Individuals 50 Average Families
ADULTS	294 Individuals	292 Individuals
Total	440 Individuals	444 Individuals

28 Days in the Month of February

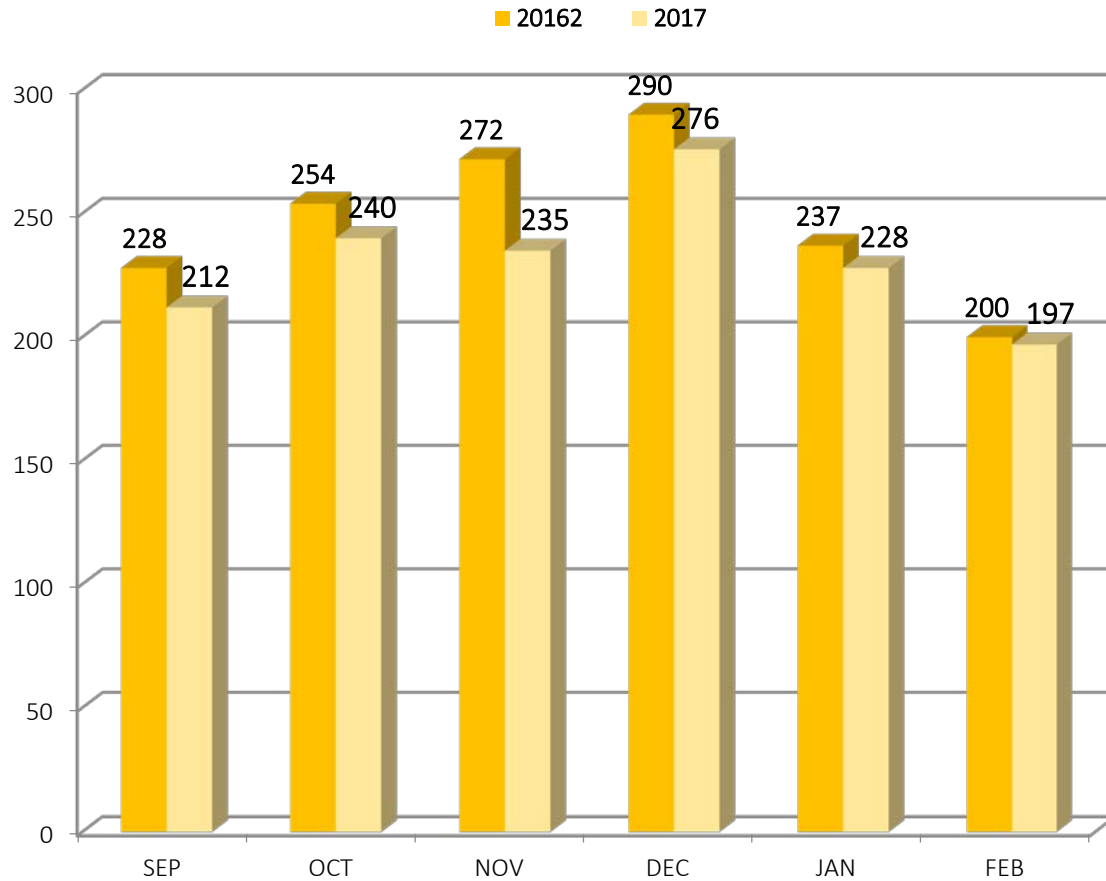
OXFORD STREET SHELTER

February 2017

Intakes by Residency

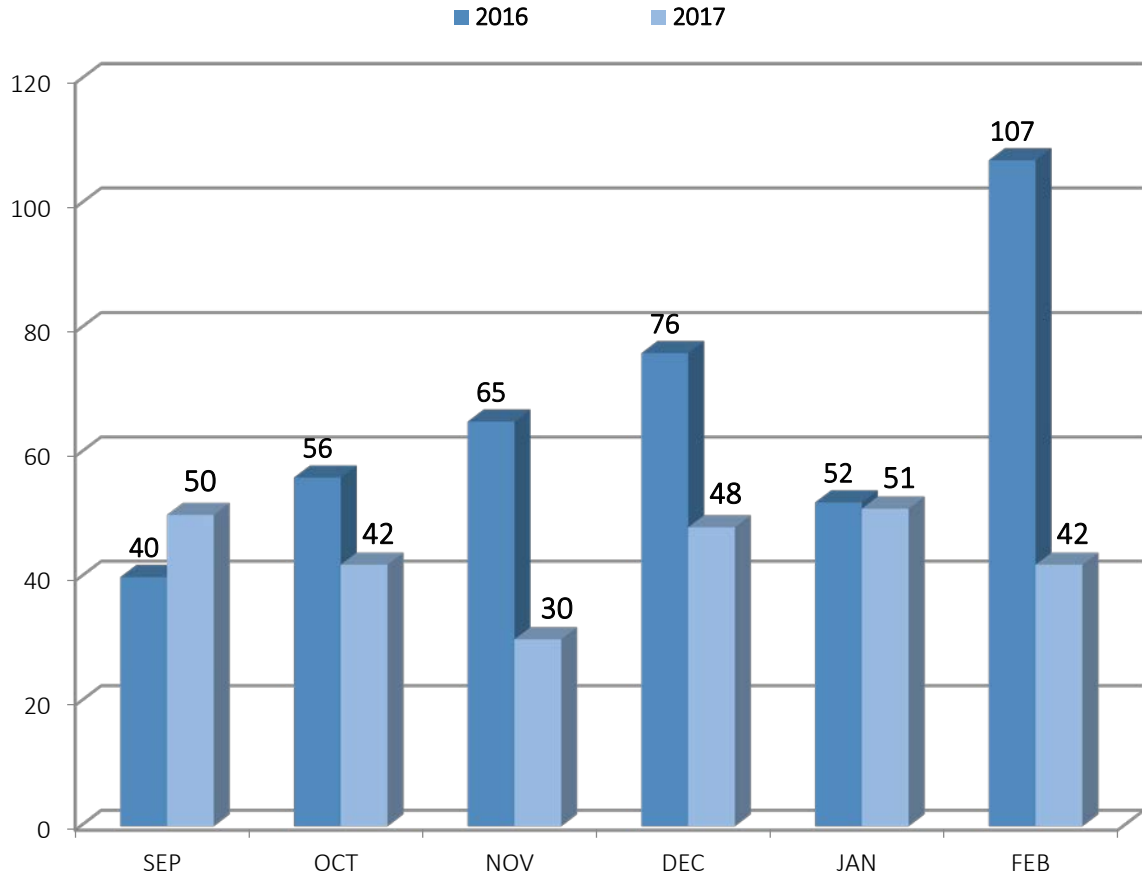
MAINE TOWN					OUT-OF-STATE					OUT-OF-COUNTRY	
Alfred	2	Jackman	1	Standish	1	AR	1	SD	1	Angola	7
Bangor	1	Jay	1	Warren	1	AZ	1	TX	1	Burundi	2
Biddeford	1	Kennebunk	1	Washington	1	CO	4	VA	1	DRC	6
Boothbay Harbor	1	Lewiston	5	Westbrook	5	CT	1	WV	1		
Brunswick	2	Malden	1	Windham	1	FL	2				
Casco	1	Millinocket	1	Yarmouth	1	IN	1				
Columbia Falls	1	North Waterboro	1			LA	1				
Durham	1	Old Orchard Beach	1			MA	3				
Fort Fairfield	2	Poland Spring	1			NC	2				
Gardiner	1	Saco	1			NE	1				
Gorham	1	Sanford	1			NY	2				
Hollis	1	South Portland	7			PA	2				
MAINE TOWN:	49	OUT-OF-STATE:	25	OUT-OF-COUNTRY:	15	PORTLAND:	58	Unknown:		TOTAL:	<u>147</u>

PORTLAND, CITY-WIDE February 2017 SHELTER INTAKES BY MONTH



	INTAKES
Family Crisis	10/10
Family Shelter	12/41
Joe Kreisler	10
Milestone	12
Oxford Street (Men)	124
Oxford Street (Women)	23
Florence House	6
TOTAL	197

PORTLAND, CITY-WIDE February 2017 HOUSING PLACEMENTS BY MONTH



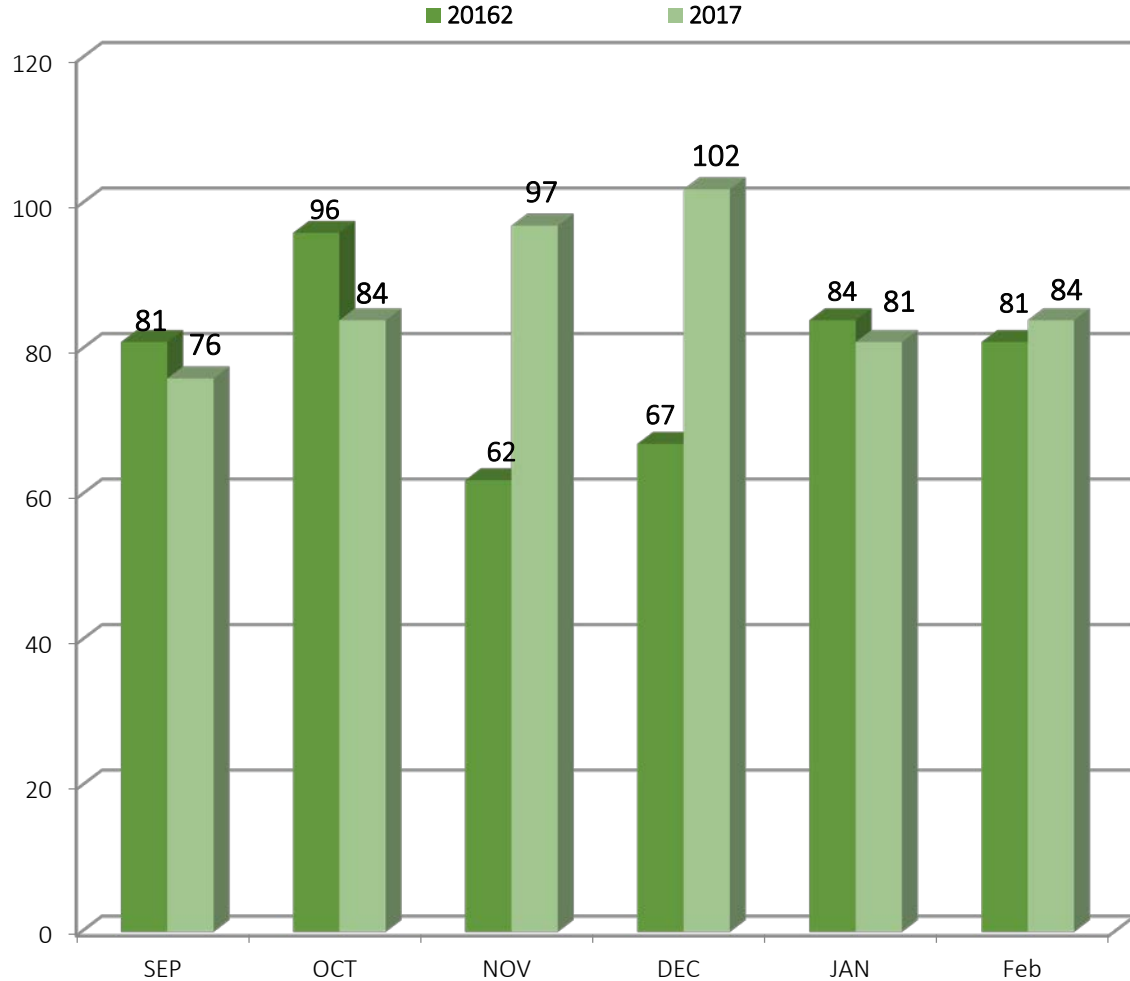
*Starting November, 2013, Oxford Street Shelter shifted prioritization of housing placements to their 30 longest-term stayers.

	TOTAL HOUSING PLACEMENTS	TEMPORARY	PERMANENT
Family Crisis	4/4	0	4/4
Family Shelter	15/48	2/4	13/44
Joe Kreisler	9	3	6
Milestone	3	0	3
Oxford Street (Men)	10	0	10
Oxford Street (Women)	1	0	1
Florence House	0	0	0
TOTAL	42	5	37

PORTLAND, CITY-WIDE

February 2017

1st TIME HOMELESSNESS STATISTICS (BASED ON SELF-REPORTING)



1 ST TIME HOMELESSNESS STATISTICS % OF ALL INTAKES (BASED ON SELF-REPORTING)	1 ST Time Homeless Intakes	% of Total First Time Homeless Intakes
Family Crisis	2/2	2%
Family Shelter	10/35	42%
Joe Kreisler	1	1%
Milestone	6	7%
Oxford Street (Men)	27	32%
Oxford Street (Women)	8	10%
Florence House	5	5%
TOTAL	84	100%

PORTLAND, CITY-WIDE February 2017 SHELTER COUNT BY NIGHT

On February 20th:

469 individuals


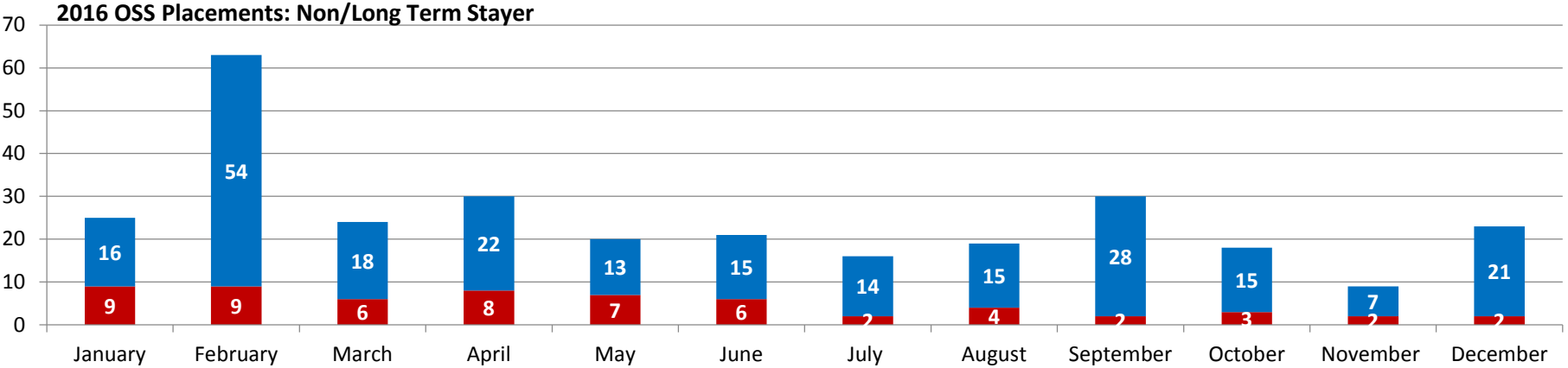
(including families)

were utilizing shelter services in
Portland

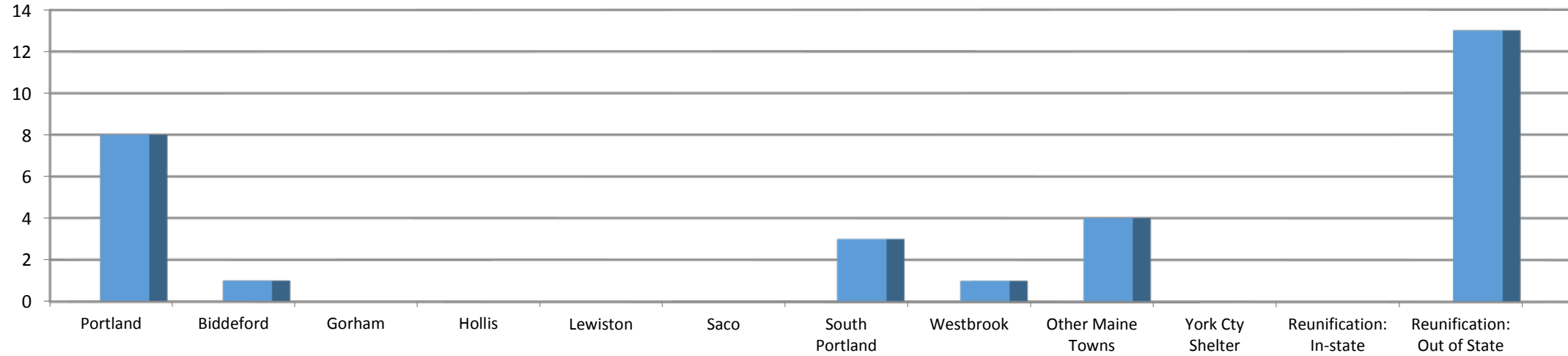
Calendar Day	Family Crisis	Family Shelter	Florence House	Joe Kreisler	Milestone	OSS Beds	OSS Chairs	Total Bed Nights
1	14	119	26	24	42	214	0	439
2	15	119	25	23	44	201	0	427
3	15	111	24	22	37	195	0	404
4	15	113	25	22	43	199	0	417
5	14	113	24	22	39	178	0	390
6	14	108	24	24	43	230	0	443
7	15	117	25	24	44	222	0	447
8	16	113	27	23	48	223	0	450
9	15	115	26	23	45	214	0	438
10	14	115	25	18	30	229	0	431
11	14	118	27	18	37	216	0	430
12	14	118	24	18	33	217	0	424
13	14	118	23	21	39	229	0	444
14	14	118	24	22	44	237	0	459
15	14	118	24	24	43	231	0	454
16	15	118	25	24	41	238	0	461
17	15	116	25	22	39	232	5	454
18	16	116	25	20	43	225	0	445
19	16	116	26	20	45	229	0	452
20	16	116	27	20	43	247	0	469
21	16	110	26	22	46	238	0	458
22	16	117	25	23	44	244	0	469
23	16	117	25	21	44	238	0	461
24	15	117	26	18	44	233	0	453
25	14	117	27	16	47	231	0	452
26	15	117	26	17	44	238	0	457
27	16	117	27	17	43	240	0	460
28	15	114	26	20	43	222	0	440
Total*	418	3,241	709	588	1,177	6,290	5	12,428
Avg/night*	15	116	25	21	42	225	0	444
Highest*	16	119	27	24	48	247	5	469
Lowest*	14	108	23	16	30	178	0	390

OXFORD STREET SHELTER & COMMUNITY OVERFLOW HOUSING PLACEMENT DATA

■ Non-LTS ■ Long Term Stayers



OXFORD STREET SHELTER & COMMUNITY OVERFLOW PERMANENT AND TRANSITIONAL 2017 HOUSING PLACEMENT DATA



	Jan	Feb	Mar	Apr	May	Jun	Jul	Aug	Sep	Oct	Nov	Dec	TOTAL	%
TOTAL HOUSING PLACEMENTS	19	11	-	-	-	-	-	-	-	-	-	-	30	100%
Portland	6	2	-	-	-	-	-	-	-	-	-	-	8	27%
Biddeford	-	1	-	-	-	-	-	-	-	-	-	-	1	3%
Gorham	-	-	-	-	-	-	-	-	-	-	-	-	-	0%
Hollis	-	-	-	-	-	-	-	-	-	-	-	-	-	0%
Lewiston	-	-	-	-	-	-	-	-	-	-	-	-	-	6%
Saco	-	-	-	-	-	-	-	-	-	-	-	-	-	0%
South Portland	2	1	-	-	-	-	-	-	-	-	-	-	3	10%
Westbrook	1	-	-	-	-	-	-	-	-	-	-	-	1	3%
Other Maine Towns	2	2	-	-	-	-	-	-	-	-	-	-	4	13%
York County Shelter	-	-	-	-	-	-	-	-	-	-	-	-	-	0%
Reunification with friends/family in another Maine town*	-	-	-	-	-	-	-	-	-	-	-	-	-	0%
Reunification with friends/family in another state*	8	5	-	-	-	-	-	-	-	-	-	-	13	43%

