

PORTLAND HOMELESS SHELTERS

Average Total Number of Individuals Residing in Shelters per Night:

	December 2015	December 2016
ADOLESCENTS	16 Individuals	20 Individuals
FAMILIES	124 Individuals 42 Average Families	132 Individuals 52 Average Families
ADULTS	267 Individuals	288 Individuals
Total	407 Individuals	440 Individuals

31 Days in the Month of December

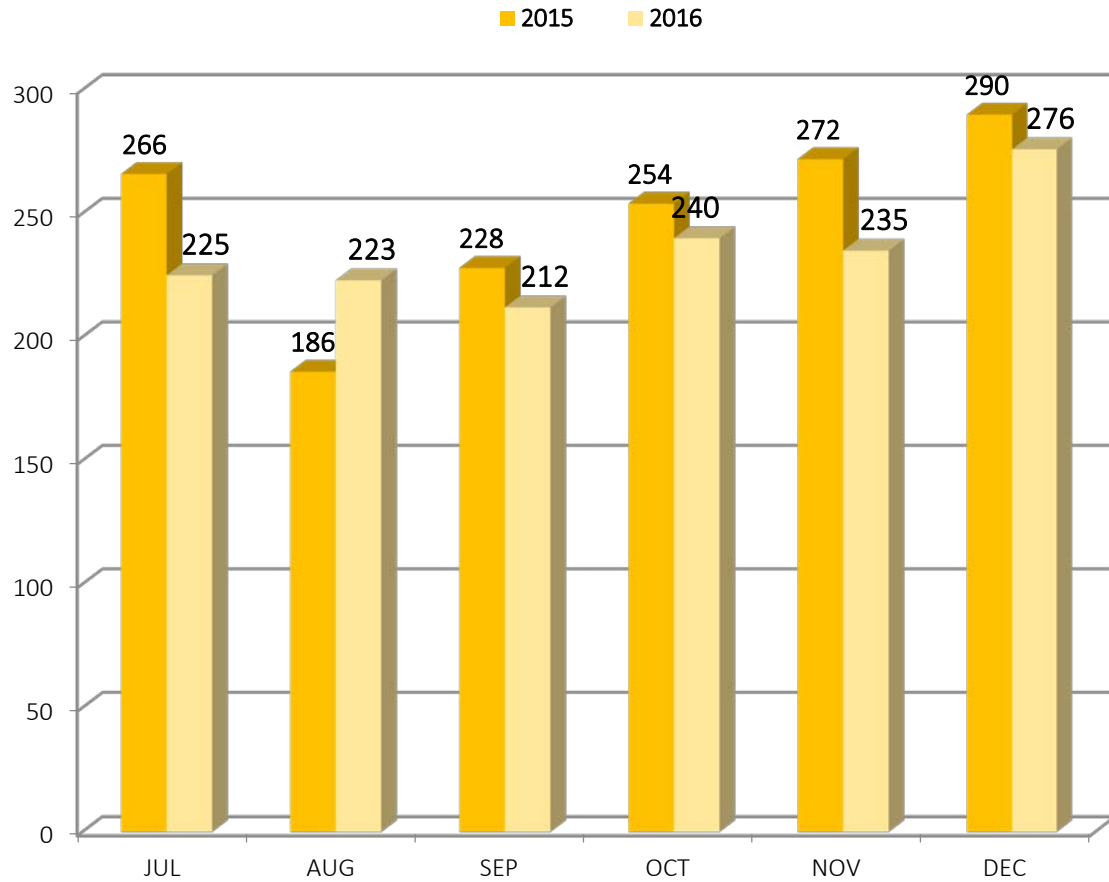
OXFORD STREET SHELTER

December 2016

Intakes by Residency

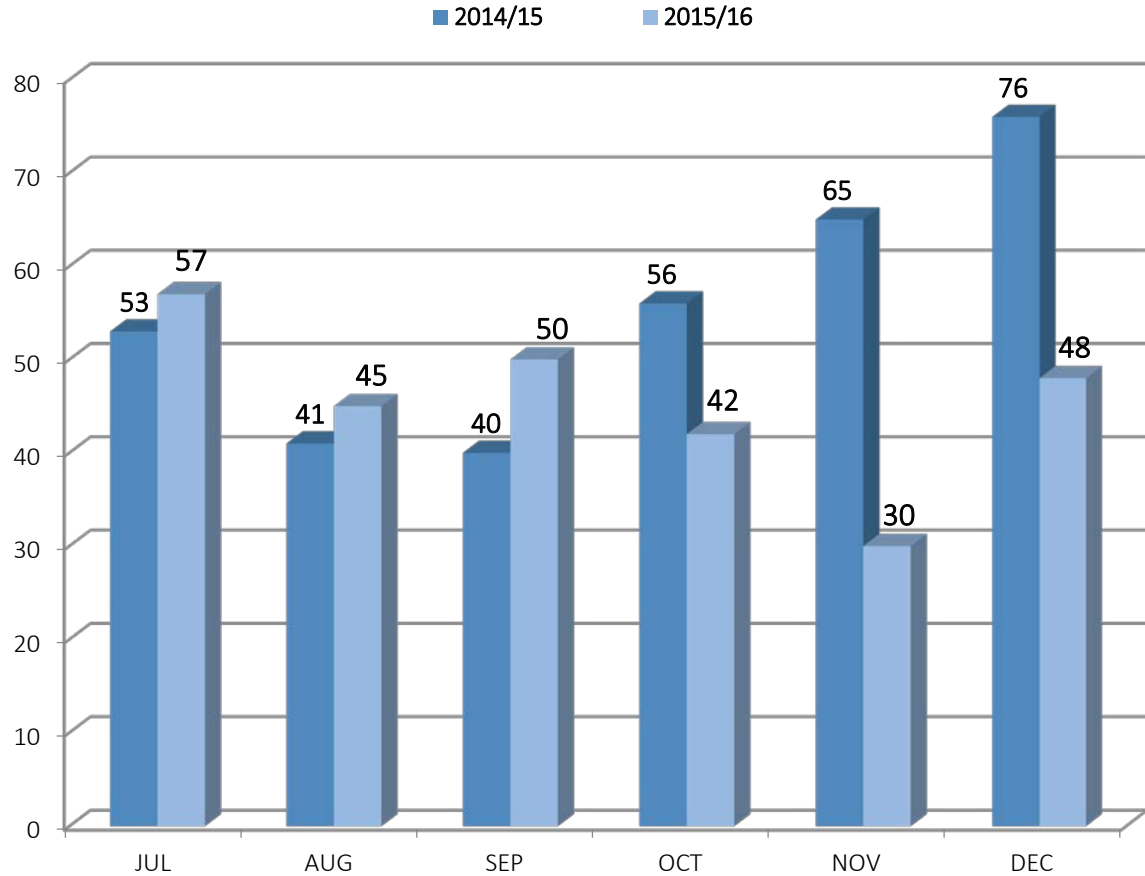
MAINE TOWN					OUT-OF-STATE					OUT-OF-COUNTRY	
Auburn	2	North Waterboro	1	Scarborough	1	CA	1	NM	2	Angola	6
Augusta	2	Oakland	1	Skowhegan	1	CT	3	NY	8	Burundi	7
Biddeford	4	Presque Isle	1	South Portland	4	FL	1	PA	3	DRC	5
Boothbay Harbor	1	Raymond	1	Standish	1	GA	2	RI	1	Rwanda	4
Bowerbank	1	North Berwick	1	Thomaston	1	IL	2	SC	1		
Bridgton	2	Old Orchard Beach	1	Warren	1	IN	1	SD	2		
Brunswick	1	Peaks Island	1	Waterville	1	KS	1	TN	2		
Gardiner	1	Presque Isle	1	Wells	1	LA	2	TX	1		
Houlton	1	Raymond	1	Westbrook	6	MA	3	VA	1		
Jay	1	Rumford	2	Windham	4	ND	1				
Kittery Point	1	Saco	2			NH	4				
Lewiston	2	Sanford	1			NJ	1				
MAINE TOWN:	49	OUT-OF-STATE:	43	OUT-OF-COUNTRY:	22	PORTLAND:	52	Unknown:	1	TOTAL:	<u>167</u>

PORTLAND, CITY-WIDE December 2016 SHELTER INTAKES BY MONTH



	INTAKES
Family Crisis	8/8
Family Shelter	17/68
Joe Kreisler	13
Milestone	10
Oxford Street (Men)	127
Oxford Street (Women)	40
Florence House	10
TOTAL	276

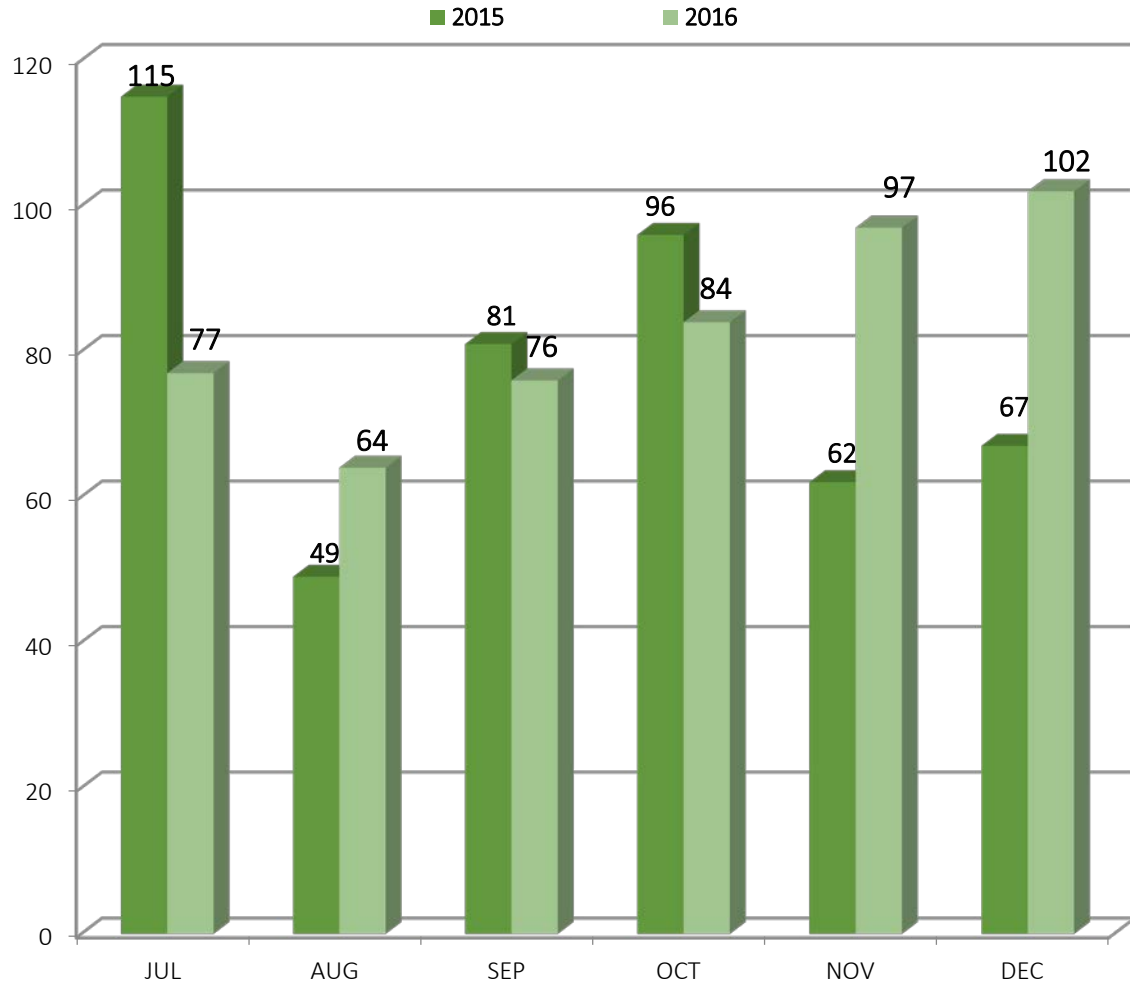
PORTLAND, CITY-WIDE December 2016 HOUSING PLACEMENTS BY MONTH



*Starting November, 2013, Oxford Street Shelter shifted prioritization of housing placements to their 30 longest-term stayers.

	TOTAL HOUSING PLACEMENTS	TEMPORARY	PERMANENT
Family Crisis	3/6	0	3/6
Family Shelter	12/42	0	12/42
Joe Kreisler	5	1	4
Milestone	2	0	2
Oxford Street (Men)	18	0	18
Oxford Street (Women)	5	0	5
Florence House	3	0	3
TOTAL	48	1	47

PORTLAND, CITY-WIDE December 2016 1st TIME HOMELESSNESS STATISTICS (BASED ON SELF-REPORTING)



1 ST TIME HOMELESSNESS STATISTICS % OF ALL INTAKES (BASED ON SELF-REPORTING)	1 ST Time Homeless Intakes	% of Total First Time Homeless Intakes
Family Crisis	3/3	3%
Family Shelter	13/48	47%
Joe Kreisler	4	4%
Milestone	3	3%
Oxford Street (Men)	29	28%
Oxford Street (Women)	11	11%
Florence House	4	4%
TOTAL	102	100%

PORTLAND, CITY-WIDE
December 2016
SHELTER COUNT BY NIGHT

On 21 December :

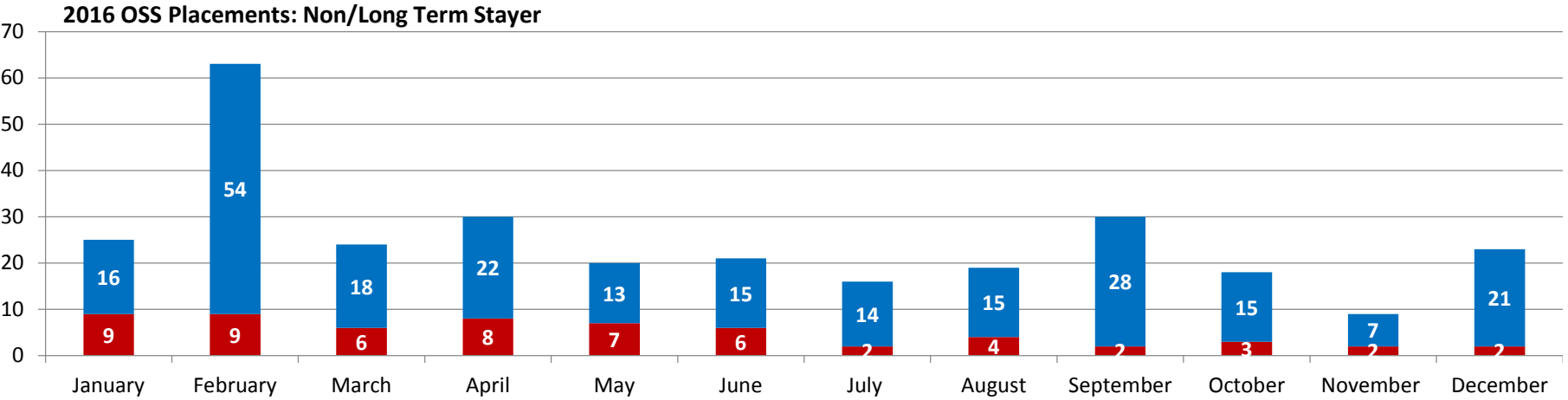
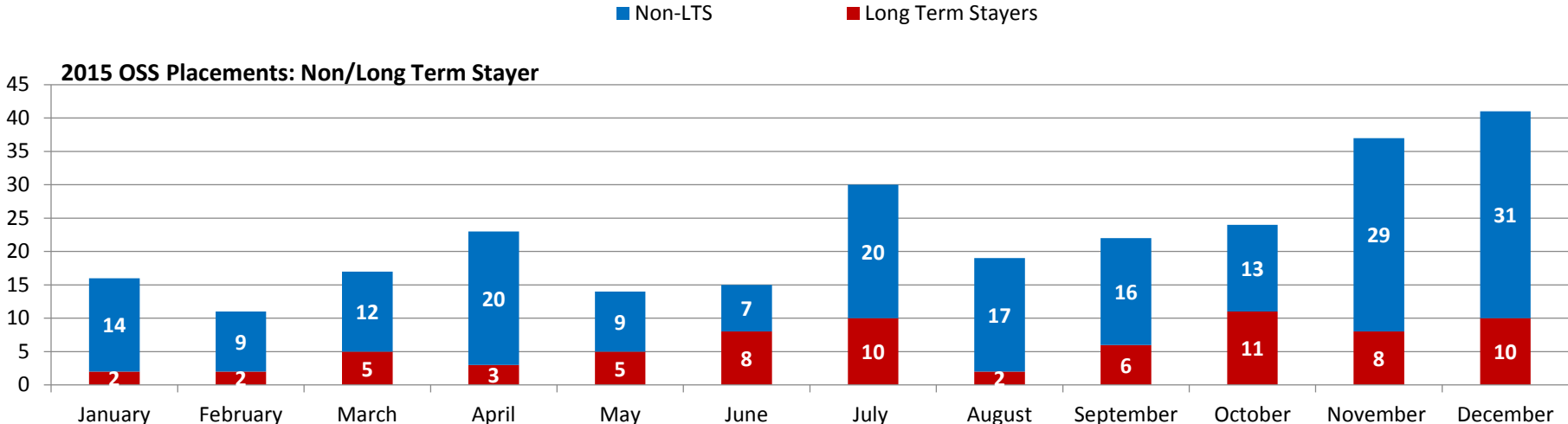
470 individuals

(including families)

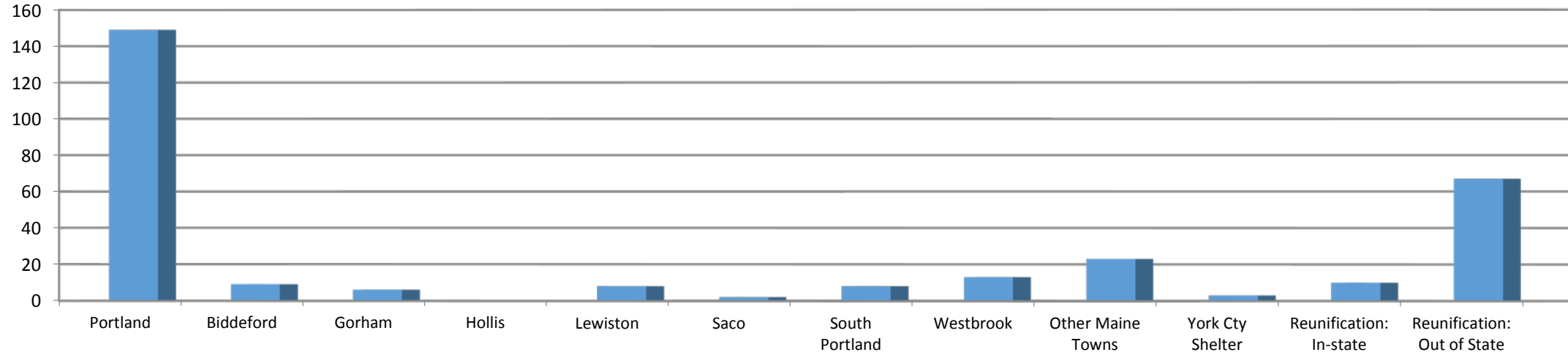
were utilizing shelter services in
Portland

Calendar Day	Family Crisis	Family Shelter	Florence House	Joe Kreisler	Milestone	OSS Beds	OSS Chairs	Total Bed Nights
1	16	109	25	20	41	207	0	418
2	16	117	25	18	40	176	0	392
3	16	117	26	21	42	184	0	406
4	16	117	26	23	42	209	0	433
5	16	118	27	23	44	230	0	458
6	16	118	25	21	44	234	0	458
7	16	113	25	24	42	222	0	442
8	16	116	25	22	46	229	0	454
9	16	115	25	21	43	230	2	452
10	16	115	24	19	46	231	3	454
11	16	115	25	19	43	237	0	455
12	16	114	26	19	42	233	9	459
13	16	114	27	21	47	236	0	461
14	10	103	26	20	43	234	6	442
15	13	121	26	21	42	228	4	455
16	13	115	24	20	43	226	0	441
17	14	115	25	15	41	215	0	425
18	15	118	24	20	43	222	0	442
19	15	118	25	19	44	240	0	461
20	15	122	25	19	43	245	0	469
21	16	122	25	17	43	247	0	470
22	18	122	25	16	42	220	0	443
23	15	120	25	13	44	216	0	433
24	15	120	21	11	44	191	0	402
25	15	120	22	16	42	190	0	405
26	16	120	24	21	42	229	0	452
27	15	119	23	24	44	227	2	454
28	15	119	24	20	45	219	0	442
29	15	119	26	24	43	213	0	440
30	15	120	25	24	43	199	0	426
31	16	120	24	19	40	176	0	395
Total*	474	3,631	770	610	1,333	6,795	26	13,639
Avg/night*	15	117	25	20	43	219	1	440
Highest*	18	122	27	24	47	247	9	470
Lowest*	10	103	21	11	40	176	0	392

OXFORD STREET SHELTER & COMMUNITY OVERFLOW HOUSING PLACEMENT DATA



OXFORD STREET SHELTER & COMMUNITY OVERFLOW PERMANENT AND TRANSITIONAL 2016 HOUSING PLACEMENT DATA

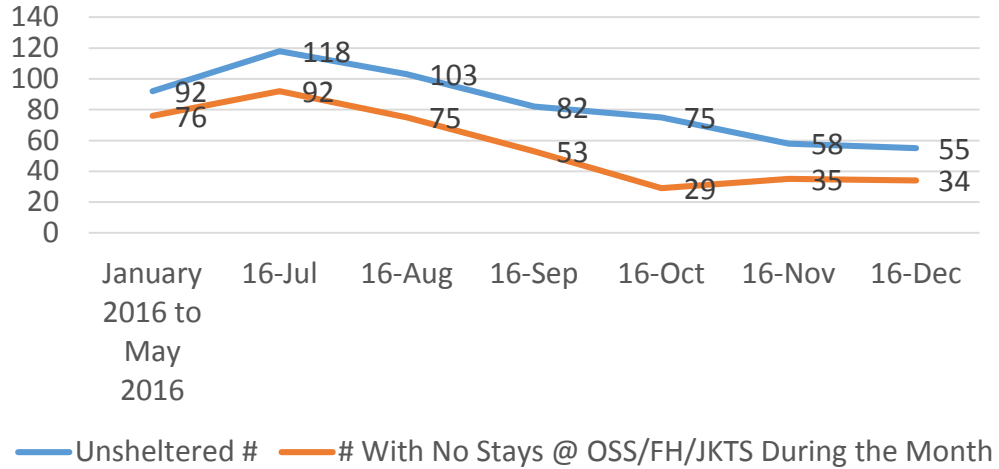


	Jan	Feb	Mar	Apr	May	Jun	Jul	Aug	Sep	Oct	Nov	Dec	TOTAL	%
TOTAL HOUSING PLACEMENTS	25	63	24	30	20	21	16	19	30	18	9	23	298	100%
Portland	17	52	8	17	5	5	6	7	12	8	3	9	149	50%
Biddeford	-	-	2	-	-	2	-	1	-	3	-	1	9	3%
Gorham	-	2	-	1	3	-	-	-	-	-	-	-	6	2%
Hollis	-	-	-	-	-	-	-	-	-	-	-	-	-	0%
Lewiston	-	-	-	2	1	2	1	-	1	-	1	-	8	3%
Saco	-	-	-	-	-	-	-	1	-	-	-	1	2	1%
South Portland	2	-	-	-	3	1	-	-	1	1	-	-	8	3%
Westbrook	2	-	3	-	2	2	1	1	-	2	-	-	13	4%
Other Maine Towns	3	1	2	6	3	1	-	2	1	2	1	1	23	8%
York County Shelter	-	-	1	-	-	1	1	-	-	-	-	-	3	1%
Reunification with friends/family in another Maine town*	-	1	3	2	1	1	1	-	1	-	-	-	10	3%
Reunification with friends/family in another state*	1	7	5	2	2	6	6	7	14	2	4	11	56	22%

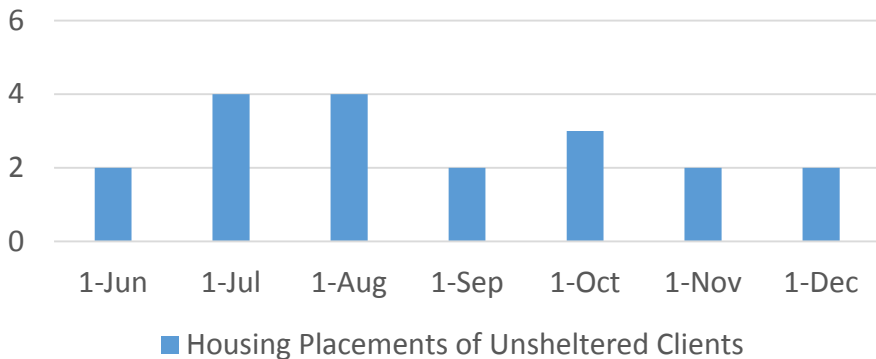
ESAC Unsheltered Subcommittee Report

December 2016

Unsheltered in Portland



Housing Placements of Unsheltered Clients



Month	# Unsheltered	# Unsheltered with no stays @ OSS/FH/JKTS during the month
Jul-16	118	92
Aug-16	103	75
Sep-16	82	53
Oct-16	75	29
Nov-16	58	35
Dec-16	55	34
Month	# Housing Placements	
Aug-16	4	
Sep-16	2	
Oct-16	3	
Nov-16	2	
Dec-16	2	

In December, of the 21 who did have stays at a shelter:

- 8 stayed in the shelter only a few nights in the month
- 7 stayed at the shelter about half the nights in the month
- 6 stayed at the shelter most nights in the month