

PORTLAND HOMELESS SHELTERS

Average Total Number of Individuals Residing in Shelters per Night:

	November 2015	November 2016
ADOLESCENTS	23 Individuals	20 Individuals
FAMILIES	114 Individuals 39 Average Families	127 Individuals 38 Average Families
ADULTS	271 Individuals	275 Individuals
Total	405 Individuals	422 Individuals

30 Days in the Month of November

OXFORD STREET SHELTER

November 2016

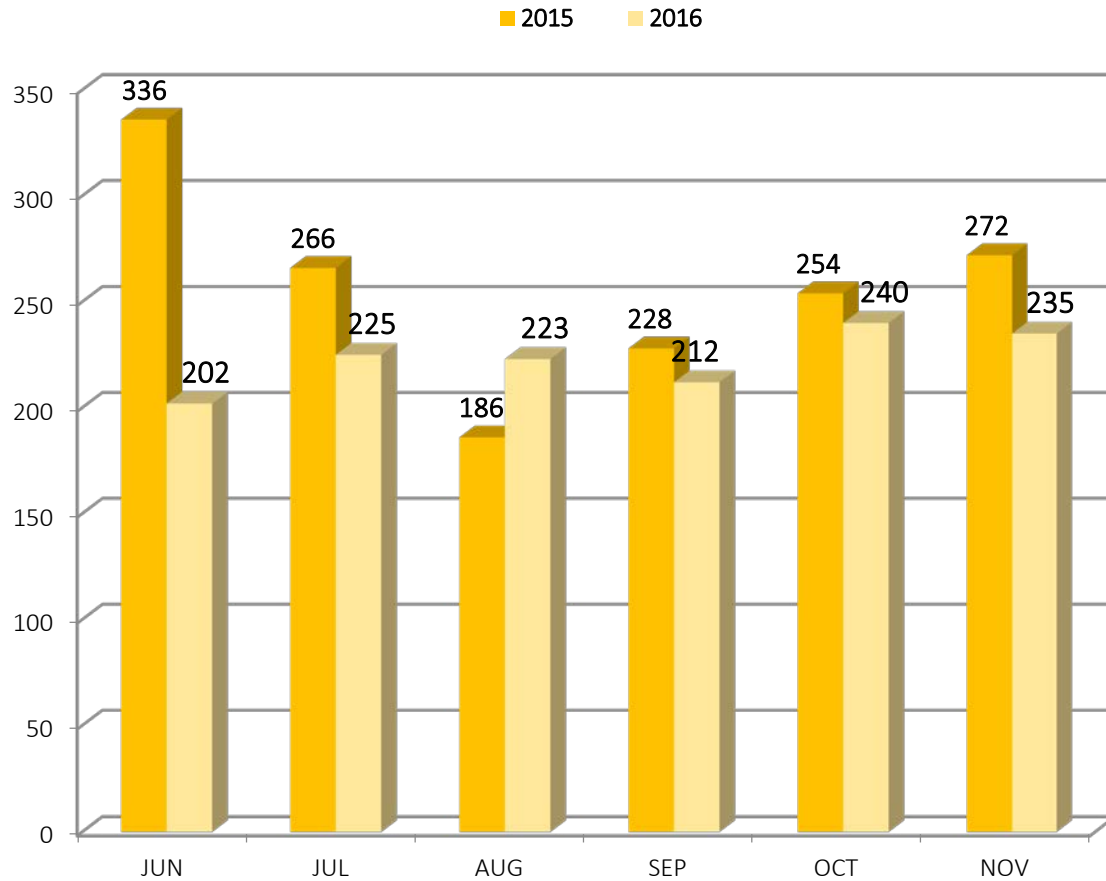
Intakes by Residency

MAINE TOWN					OUT-OF-STATE					OUT-OF-COUNTRY	
Auburn	1	Limerick	1	Skowhegan	2	AZ	2	PA	2	Angola	7
Bangor	1	Littleton	1	South Portland	5	CA	2	RI	2	Burundi	1
Biddeford	2	Lyman	1	Stockton Springs	1	CO	1	SC	1	DRC	3
Bridgton	1	Madawaska	1	Wells	2	FL	1	VA	2	Gabon	1
Brunswick	2	North Berwick	1	West Paris	1	GA	1			South Africa	1
Buxton	3	Old Orchard Beach	1	Westbrook	6	MA	5				
Dover Foxcroft	1	Peaks Island	1			NC	3				
Gardiner	1	Presque Isle	1			ND	1				
Gorham	1	Rumford	1			NH	4				
Harrington	1	Saco	2			NY	2				
Hiram	1	Sanford	2			OH	2				
Lewiston	1	Scarborough	1			OR	1				
MAINE TOWN:	47	OUT-OF-STATE:	32	OUT-OF-COUNTRY:	13	PORTLAND:	50	Unknown:		TOTAL:	<u>142</u>

PORTLAND, CITY-WIDE

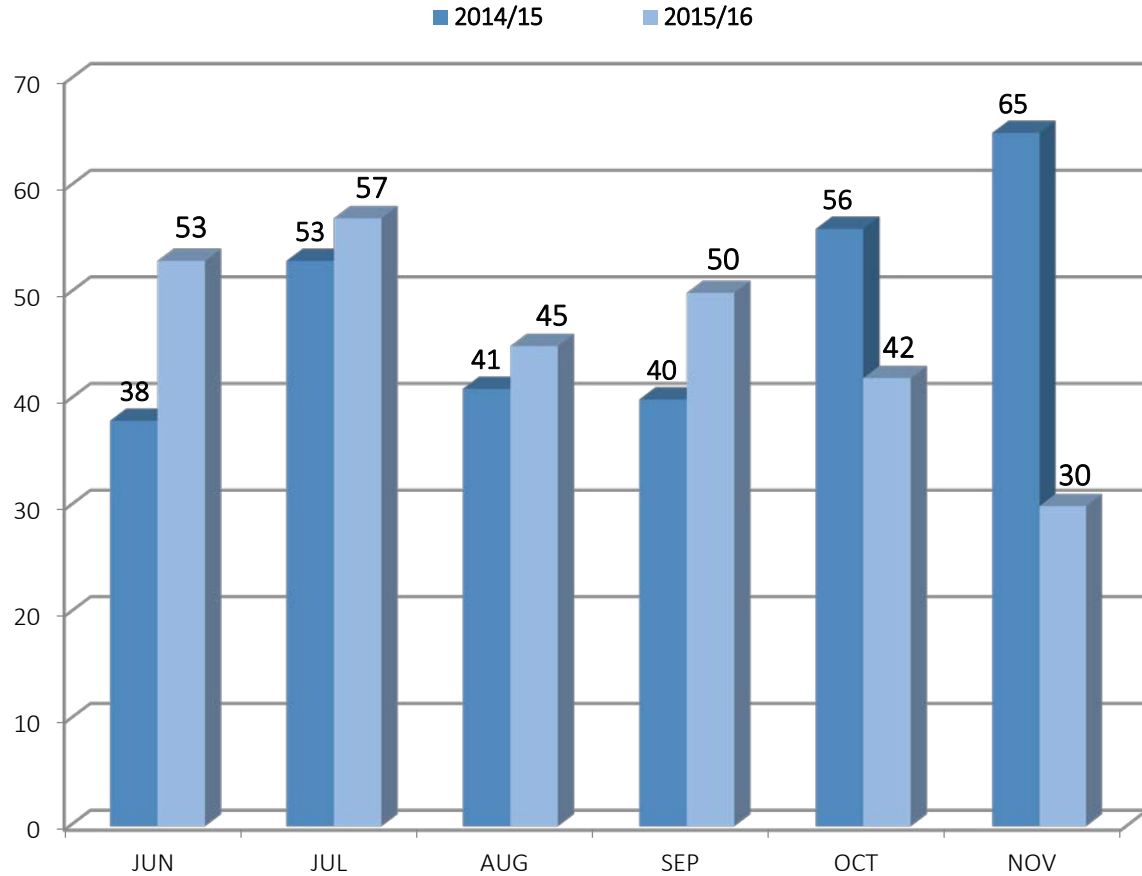
November 2016

SHELTER INTAKES BY MONTH



	INTAKES
Family Crisis	9/10
Family Shelter	14/42
Joe Kreisler	15
Milestone	16
Oxford Street (Men)	114
Oxford Street (Women)	28
Florence House	10
TOTAL	235

PORTLAND, CITY-WIDE November 2016 HOUSING PLACEMENTS BY MONTH



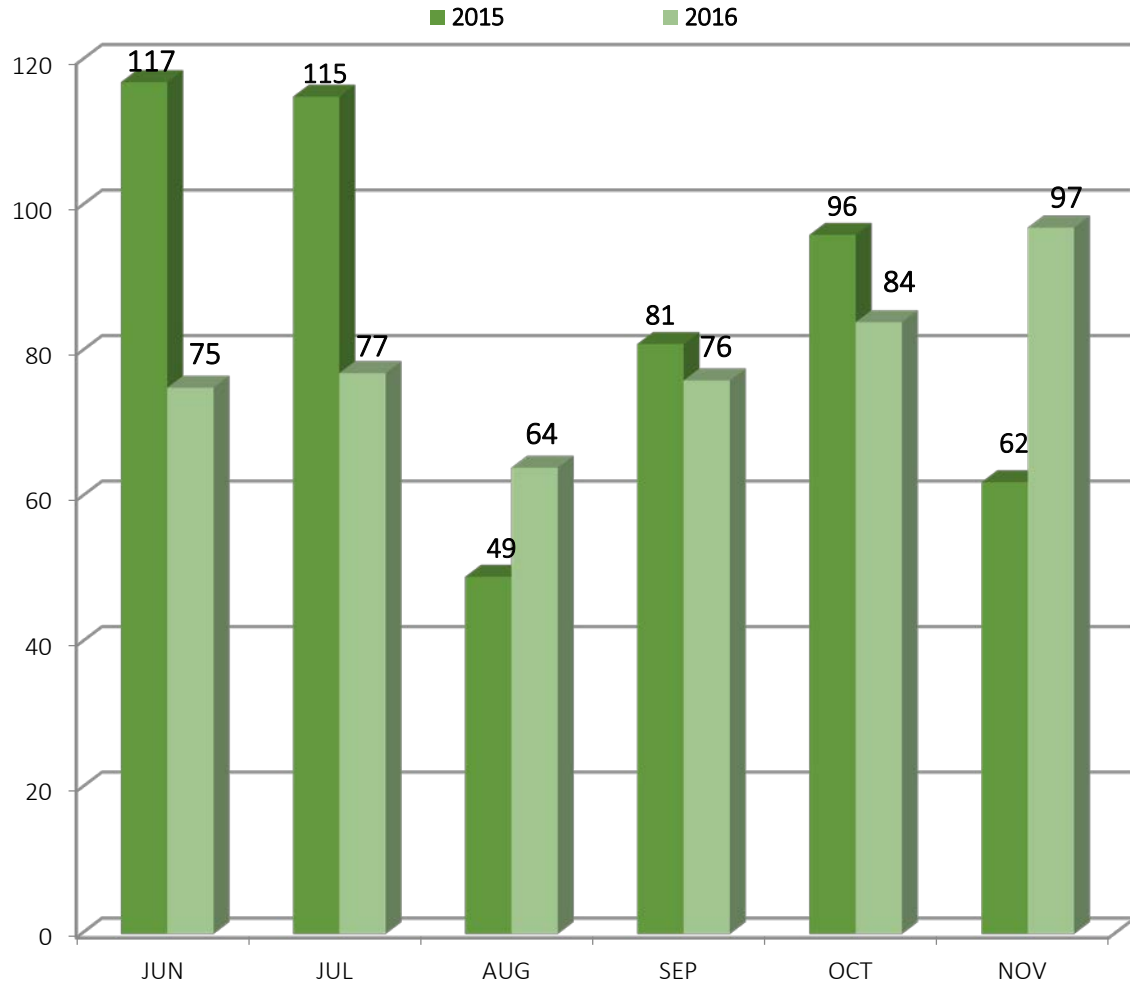
*Starting November, 2013, Oxford Street Shelter shifted prioritization of housing placements to their 30 longest-term stayers.

	TOTAL HOUSING PLACEMENTS	TEMPORARY	PERMANENT
Family Crisis	3/5	0	3/5
Family Shelter	8/28	0	8/28
Joe Kreisler	4	1	4
Milestone	4	0	4
Oxford Street (Men)	6	0	6
Oxford Street (Women)	3	0	3
Florence House	2	0	2
TOTAL	30	1	29

PORTLAND, CITY-WIDE

November 2016

1st TIME HOMELESSNESS STATISTICS (BASED ON SELF-REPORTING)



1 ST TIME HOMELESSNESS STATISTICS % OF ALL INTAKES (BASED ON SELF-REPORTING)	1 ST Time Homeless Intakes	% of Total First Time Homeless Intakes
Family Crisis	2	2%
Family Shelter	12/37	38%
Joe Kreisler	4	4%
Milestone	4	4%
Oxford Street (Men)	36	37%
Oxford Street (Women)	9	9%
Florence House	5	5%
TOTAL	97	100%

PORTLAND, CITY-WIDE November 2016 SHELTER COUNT BY NIGHT

On 29 November :

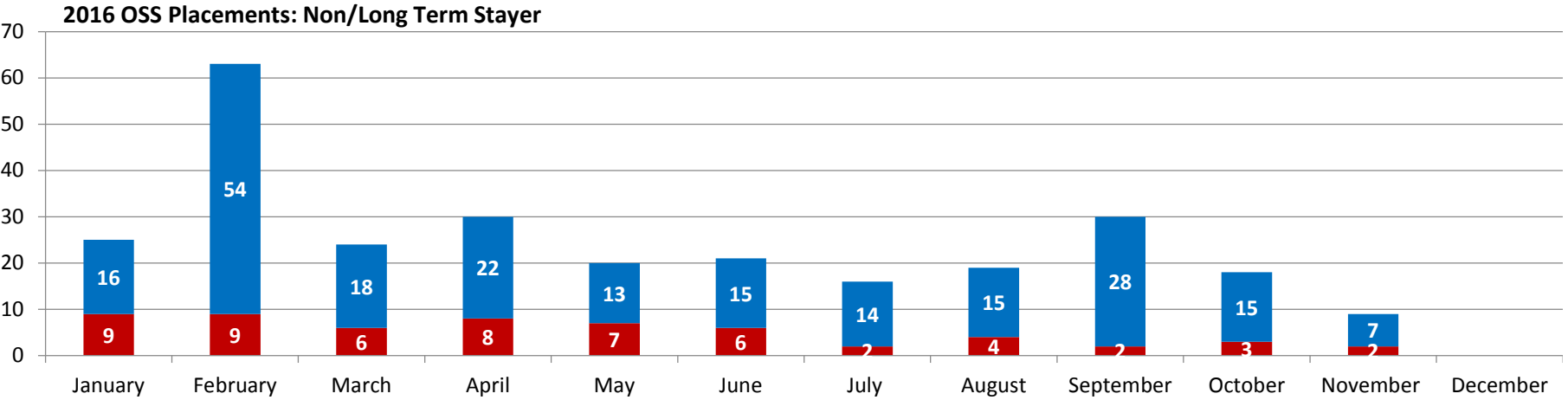
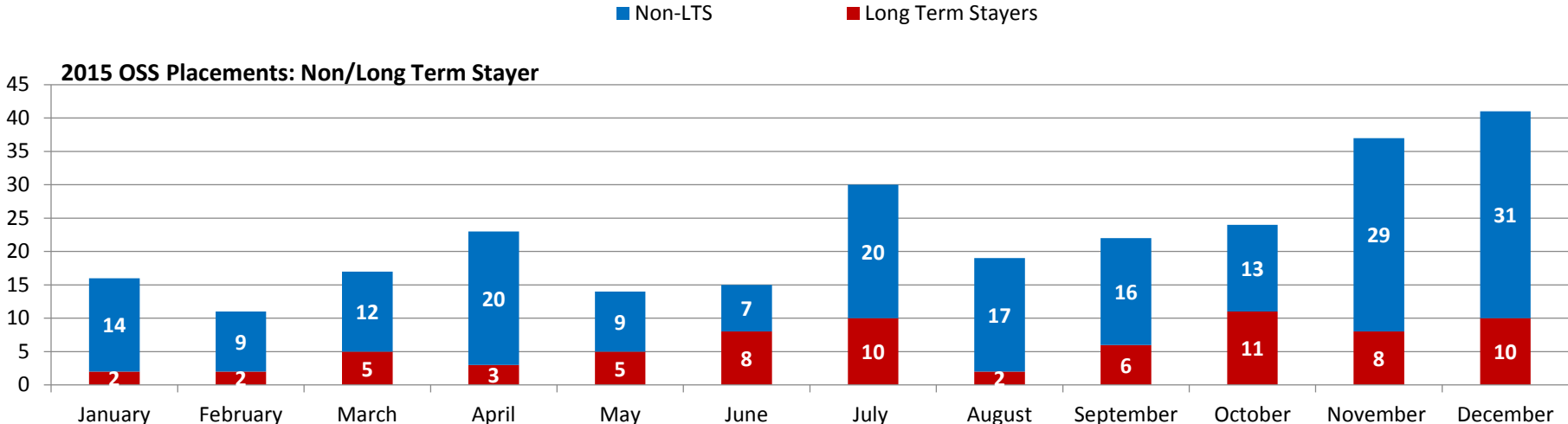
454 individuals

(including families)

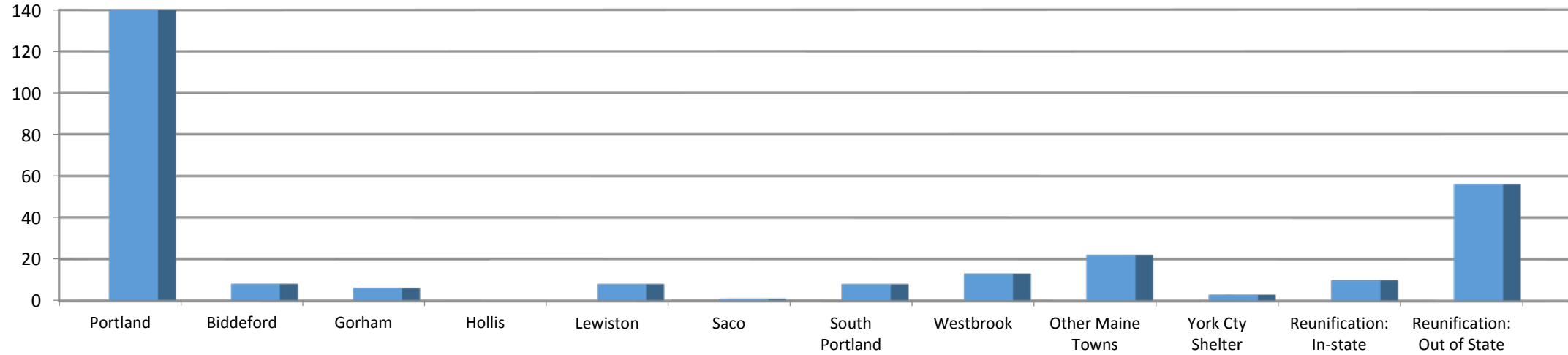
were utilizing shelter services in
Portland

Calendar Day	Family Crisis	Family Shelter	Florence House	Joe Kreisler	Milestone	OSS Beds	OSS Chairs	Total Bed Nights
1	13	111	26	16	30	194	0	390
2	13	111	26	20	38	189	0	397
3	13	111	26	20	34	200	0	404
4	14	111	25	21	45	195	0	411
5	14	110	23	22	43	189	0	401
6	13	110	25	22	39	198	0	407
7	15	106	25	24	43	229	0	442
8	14	106	25	24	39	235	0	443
9	16	106	25	22	45	217	0	431
10	15	106	25	22	42	220	0	430
11	13	106	25	21	43	192	0	400
12	14	110	25	21	32	195	0	397
13	14	113	25	18	36	201	0	407
14	15	115	25	21	42	227	0	445
15	15	115	25	19	44	206	0	424
16	15	113	24	21	43	214	0	430
17	16	116	25	18	42	211	0	428
18	16	116	25	21	45	211	0	434
19	16	116	25	23	41	209	0	430
20	16	116	25	21	43	221	0	442
21	16	114	25	21	37	225	0	438
22	16	116	25	20	44	215	0	436
23	16	116	26	14	44	186	0	402
24	16	116	27	11	44	171	0	385
25	16	116	26	15	42	190	0	405
26	16	116	26	16	42	201	0	417
27	16	112	25	21	41	214	0	429
28	16	114	26	22	45	230	0	453
29	16	114	26	24	43	231	0	454
30	16	114	26	20	42	231	1	450
Total*	450	3,372	758	601	1,233	6,247	1	12,662
Avg/night*	15	112	25	20	41	208	0	422
Highest*	16	116	27	24	45	235	1	454
Lowest*	13	106	23	11	30	171	0	385

OXFORD STREET SHELTER & COMMUNITY OVERFLOW HOUSING PLACEMENT DATA



OXFORD STREET SHELTER & COMMUNITY OVERFLOW PERMANENT AND TRANSITIONAL 2016 HOUSING PLACEMENT DATA

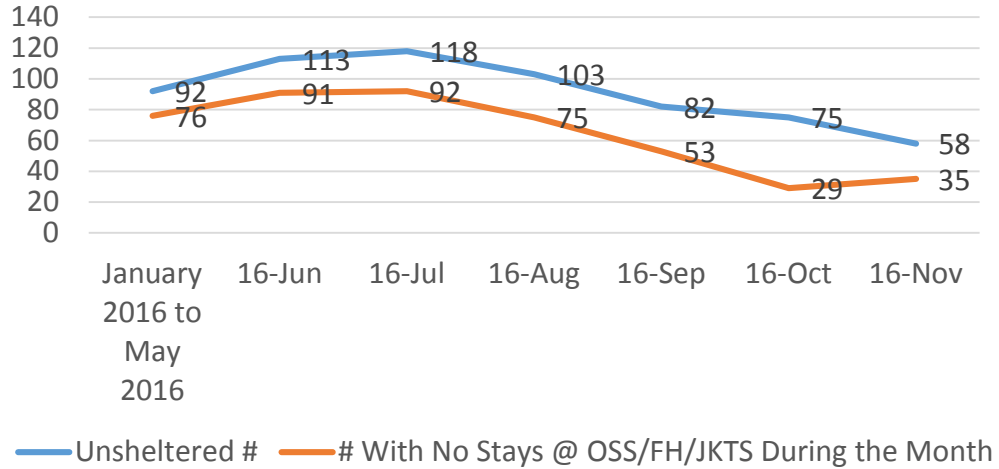


	Jan	Feb	Mar	Apr	May	Jun	Jul	Aug	Sep	Oct	Nov	Dec	TOTAL	%
TOTAL HOUSING PLACEMENTS	25	63	24	30	20	21	16	19	30	18	9	-	275	100%
Portland	17	52	8	17	5	5	6	7	12	8	3	-	140	51%
Biddeford	-	-	2	-	-	2	-	1	-	3	-	-	8	3%
Gorham	-	2	-	1	3	-	-	-	-	-	-	-	6	2%
Hollis	-	-	-	-	-	-	-	-	-	-	-	-	-	0%
Lewiston	-	-	-	2	1	2	1	-	1	-	1	-	8	3%
Saco	-	-	-	-	-	-	-	1	-	-	-	-	1	0%
South Portland	2	-	-	-	3	1	-	-	1	1	-	-	8	3%
Westbrook	2	-	3	-	2	2	1	1	-	2	-	-	13	5%
Other Maine Towns	3	1	2	6	3	1	-	2	1	2	1	-	22	8%
York County Shelter	-	-	1	-	-	1	1	-	-	-	-	-	3	1%
Reunification with friends/family in another Maine town*	-	1	3	2	1	1	1	-	1	-	-	-	10	4%
Reunification with friends/family in another state*	1	7	5	2	2	6	6	7	14	2	4	-	56	20%

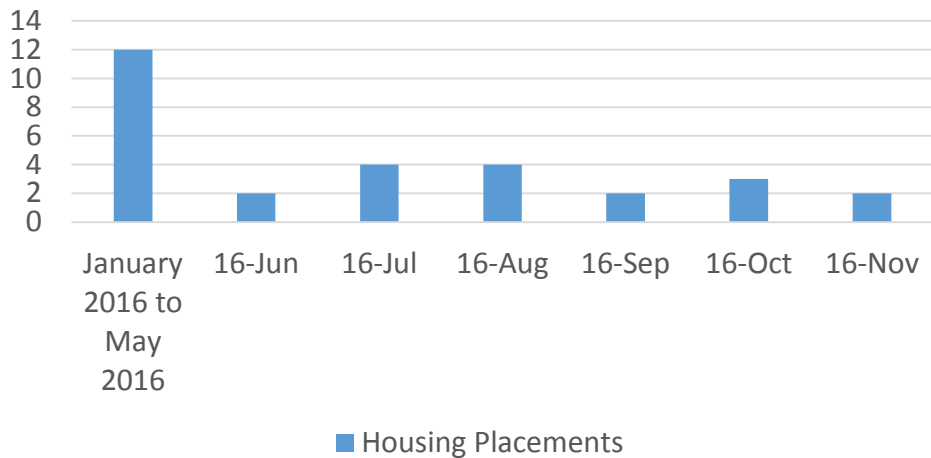
ESAC Unsheltered Subcommittee Report

November 2016

Unsheltered in Portland



Housing Placements



Month	# Unsheltered	# Unsheltered with no stays @ OSS/FH/JKTS during the month
January 2016 to May 2016	92	76
Jul-16	118	92
Aug-16	103	75
Sep-16	82	53
Oct-16	75	29
Nov-16	58	35
Month	# Housing Placements	
January 2016 to May 2016	12	
Aug-16	4	
Sep-16	2	
Oct-16	3	
Nov-16	2	