

PORTLAND HOMELESS SHELTERS

Average Total Number of Individuals Residing in Shelters per Night:

	October 2015	October 2016
ADOLESCENTS	21 Individuals	17 Individuals
FAMILIES	119 Individuals 39 Average Families	131 Individuals 47 Average Families
ADULTS	278 Individuals	265 Individuals
Total	419 Individuals	414 Individuals

31 Days in the Month of October

OXFORD STREET SHELTER

October 2016

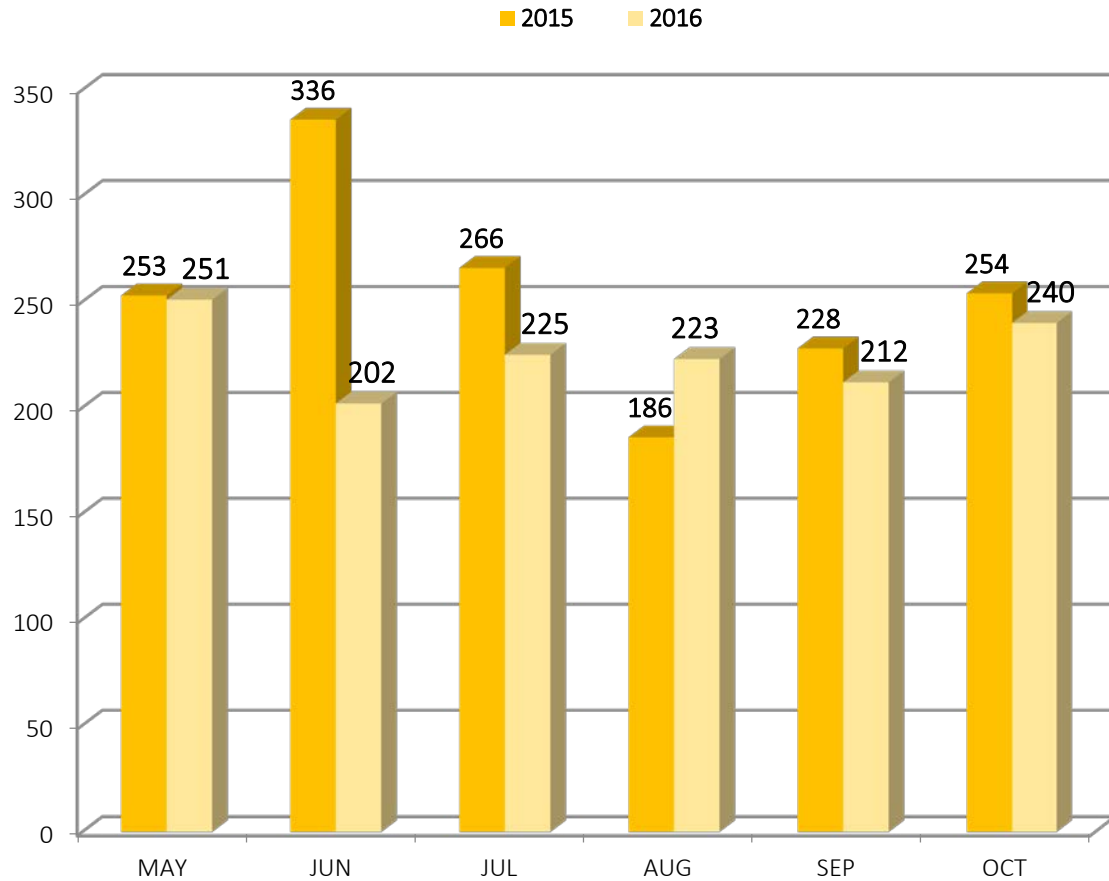
Intakes by Residency

MAINE TOWN					OUT-OF-STATE					OUT-OF-COUNTRY	
Alfred	1	Fryeburg	1	Saco	1	AL	1	NJ	2	Angola	8
Alna	1	Gorham	1	Sanford	3	CA	2	NY	1	DRC	4
Auburn	1	Hartland	1	Scarborough	1	CO	3	OH	1	Ivory Coast	1
Augusta	4	Kittery	1	South Berwick	1	CT	2	RI	1	Russia	1
Baldwin	1	Lewiston	2	South Portland	8	FL	3	TX	1		
Bangor	1	Limington	2	Standish	1	IL	1	VA	2		
Bath	1	Lisbon	1	Westbrook	6	KS	1	WA	1		
Biddeford	11	Machiasport	1	Windham	2	KY	1				
Brewer	1	Naples	1	Yarmouth	1	MA	4				
Brunswick	1	New Gloucester	1			MN	3				
Buxton	1	Old Orchard Beach	1			NC	2				
Dayton	1	Porter	1			NH	2				
MAINE TOWN:	64	OUT-OF-STATE:	36	OUT-OF-COUNTRY:	14	PORTLAND:	45	Unknown:	1	TOTAL:	<u>160</u>

PORTLAND, CITY-WIDE

October 2016

SHELTER INTAKES BY MONTH

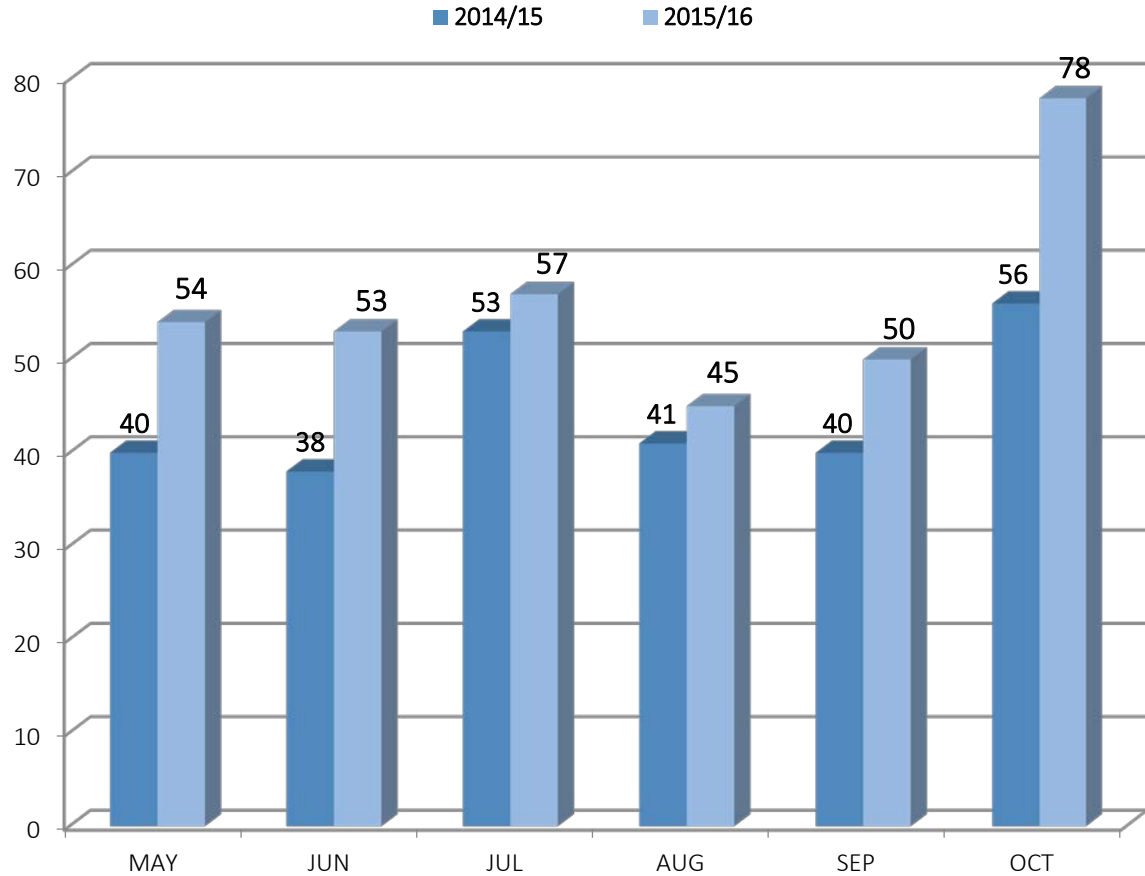


	INTAKES
Family Crisis	7
Family Shelter	42
Joe Kreisler	5
Milestone	15
Oxford Street (Men)	131
Oxford Street (Women)	29
Florence House	11
TOTAL	240

PORTLAND, CITY-WIDE

October 2016

HOUSING PLACEMENTS BY MONTH



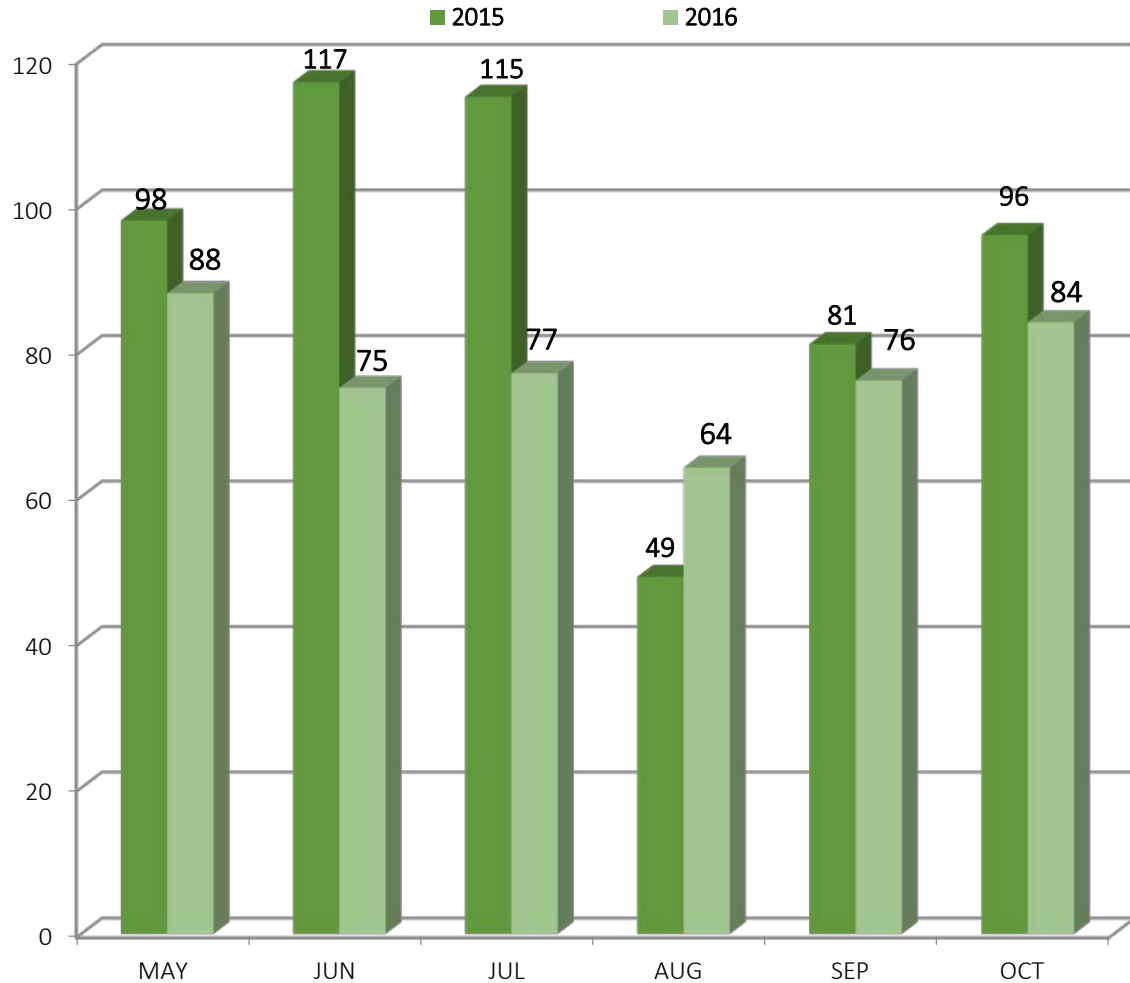
***Starting November, 2013, Oxford Street Shelter shifted prioritization of housing placements to their 30 longest-term stayers.**

	TOTAL HOUSING PLACEMENTS	TEMPORARY	PERMANENT
Family Crisis	6	0	6
Family Shelter	48	0	48
Joe Kreisler	5	0	5
Milestone			
Oxford Street (Men)	12	0	12
Oxford Street (Women)	6	0	6
Florence House	1	0	1
TOTAL	78	0	78

PORTLAND, CITY-WIDE

October 2016

1st TIME HOMELESSNESS STATISTICS (BASED ON SELF-REPORTING)



1 ST TIME HOMELESSNESS STATISTICS % OF ALL INTAKES (BASED ON SELF-REPORTING)	1 ST Time Homeless Intakes	% of Total First Time Homeless Intakes
Family Crisis	2	2%
Family Shelter	27	31%
Joe Kreisler	0	0%
Milestone	15	17%
Oxford Street (Men)	23	27%
Oxford Street (Women)	13	15%
Florence House	6	7%
TOTAL	84	100%

PORTLAND, CITY-WIDE October 2016 SHELTER COUNT BY NIGHT

On 5 October :

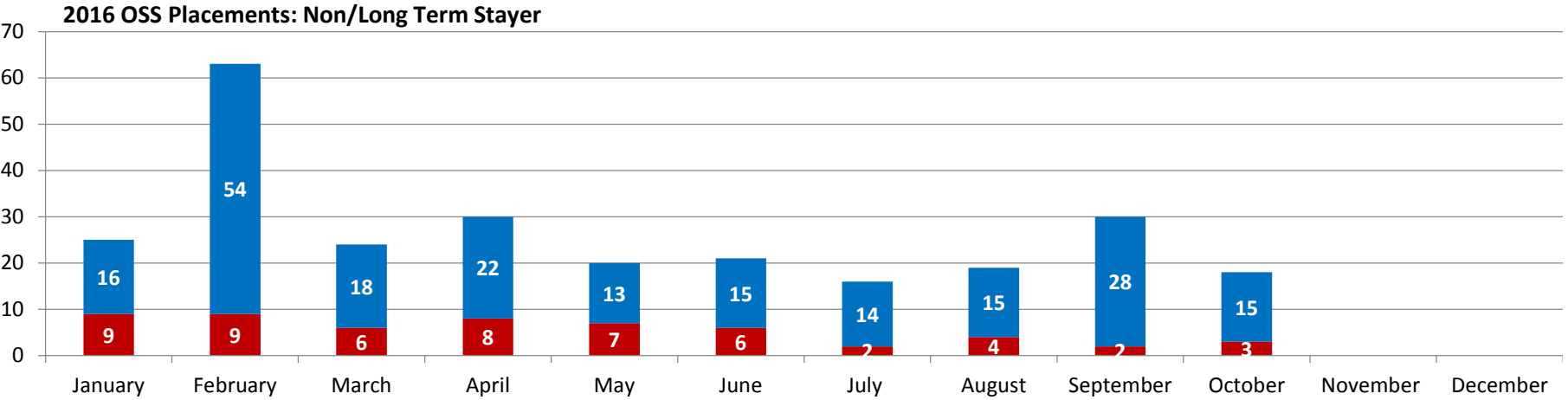
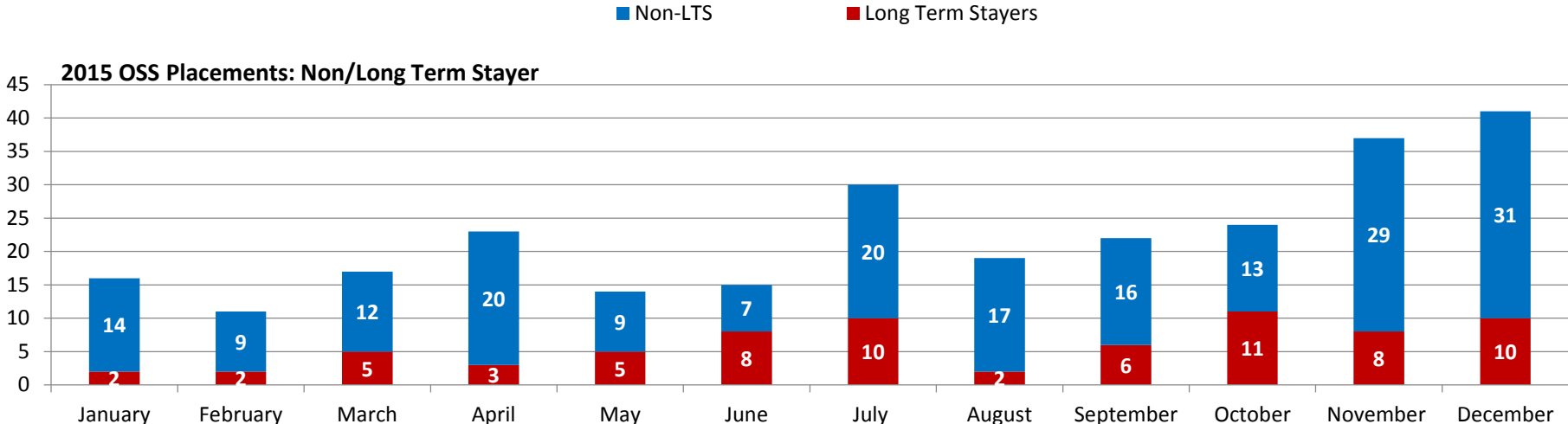
431 individuals

(including families)

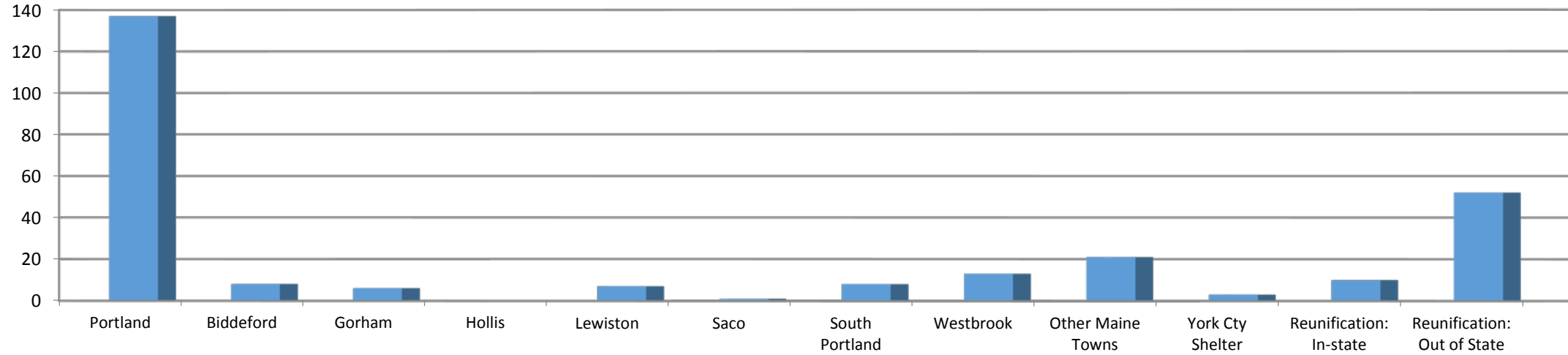
were utilizing shelter services in
Portland

Calendar Day	Family Crisis	Family Shelter	Florence House	Joe Kreisler	Milestone	OSS Beds	OSS Chairs	Total Bed Nights
1	16	118	24	13	44	176	0	391
2	16	118	25	19	40	179	0	397
3	14	120	24	19	46	181	0	404
4	16	119	26	20	49	192	0	422
5	16	119	23	18	47	208	0	431
6	16	120	27	19	45	194	0	421
7	13	118	26	20	45	193	0	415
8	13	118	26	14	45	186	0	402
9	13	118	26	15	42	189	0	403
10	13	118	26	16	41	204	0	418
11	12	118	26	16	42	211	0	425
12	12	118	27	17	42	206	0	422
13	15	118	26	18	37	201	2	417
14	15	115	27	16	44	192	0	409
15	15	115	27	19	43	205	0	424
16	15	115	25	19	39	209	0	422
17	15	115	25	17	41	202	0	415
18	14	115	26	19	42	199	0	415
19	15	116	26	18	42	201	0	418
20	16	116	27	22	36	186	0	403
21	16	116	26	18	43	178	0	397
22	16	116	26	15	36	202	0	411
23	16	116	26	18	44	207	0	427
24	16	114	26	17	39	211	0	423
25	16	118	25	16	41	214	0	430
26	15	115	26	18	40	202	0	416
27	15	118	26	15	41	205	0	420
28	15	116	25	12	37	204	0	409
29	14	116	25	10	38	192	0	395
30	14	116	24	14	40	198	0	406
31	13	112	25	13	45	203	0	411
Total*	456	3,620	795	520	1,296	6,130	2	12,819
Avg/night*	15	117	26	17	42	198	0	414
Highest*	16	120	27	22	49	214	2	431
Lowest*	12	112	23	10	36	176	0	391

OXFORD STREET SHELTER & COMMUNITY OVERFLOW HOUSING PLACEMENT DATA



OXFORD STREET SHELTER & COMMUNITY OVERFLOW PERMANENT AND TRANSITIONAL 2016 HOUSING PLACEMENT DATA

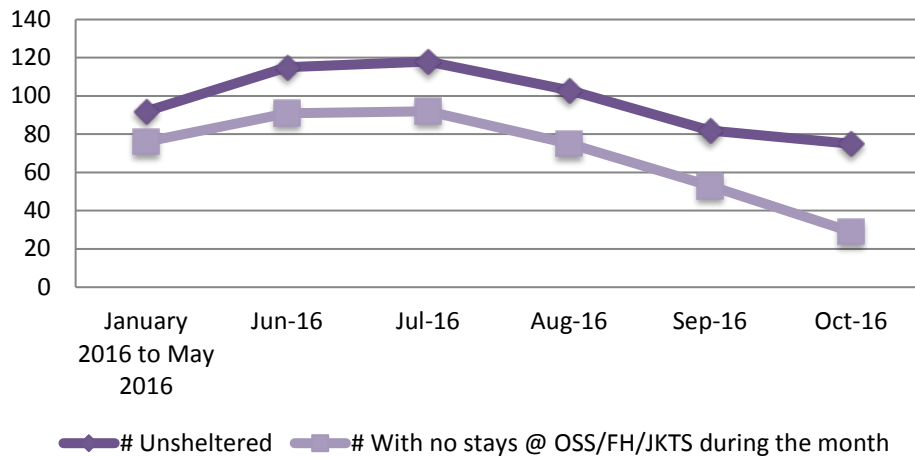


	Jan	Feb	Mar	Apr	May	Jun	Jul	Aug	Sep	Oct	Nov	Dec	TOTAL	%
TOTAL HOUSING PLACEMENTS	25	63	24	30	20	21	16	19	30	18	-	-	266	100%
Portland	17	52	8	17	5	5	6	7	12	8	-	-	137	52%
Biddeford	-	-	2	-	-	2	-	1	-	3	-	-	8	3%
Gorham	-	2	-	1	3	-	-	-	-	-	-	-	6	2%
Hollis	-	-	-	-	-	-	-	-	-	-	-	-	-	0%
Lewiston	-	-	-	2	1	2	1	-	1	-	-	-	7	3%
Saco	-	-	-	-	-	-	-	1	-	-	-	-	1	0%
South Portland	2	-	-	-	3	1	-	-	1	1	-	-	8	3%
Westbrook	2	-	3	-	2	2	1	1	-	2	-	-	13	5%
Other Maine Towns	3	1	2	6	3	1	-	2	1	2	-	-	21	8%
York County Shelter	-	-	1	-	-	1	1	-	-	-	-	-	3	1%
Reunification with friends/family in another Maine town*	-	1	3	2	1	1	1	-	1	-	-	-	10	4%
Reunification with friends/family in another state*	1	7	5	2	2	6	6	7	14	2	-	-	52	20%

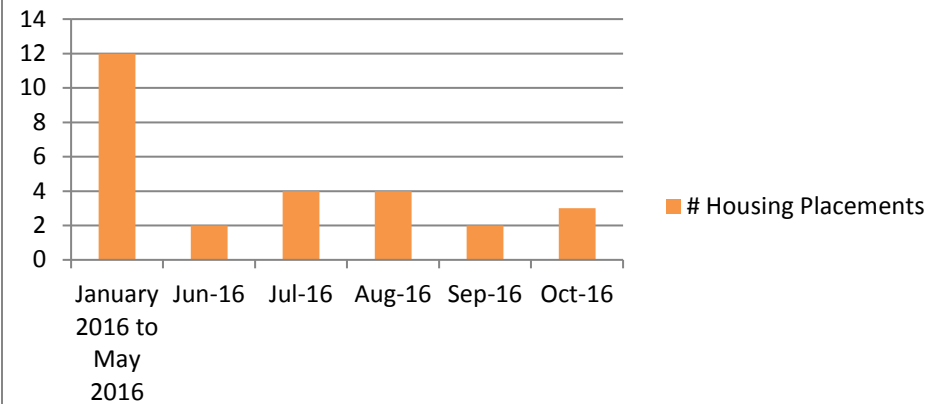
ESAC Unsheltered Subcommittee Report

October 2016

Unsheltered in Portland



Housing Placements of Unsheltered Clients



Month	# Unsheltered	# Unsheltered with no stays @ OSS/FH/JKTS during the month
January 2016 to May 2016	92	76
Jun-16	115	91
Jul-16	118	92
Aug-16	103	75
Sep-16	82	53
Oct-16	75	29

Month	# Housing Placements
January 2016 to May 2016	12
Jun-16	2
Jul-16	4
Aug-16	4
Sep-16	2
Oct-16	3

