

City of Portland  
Health & Human Services Department  
Social Services Division

PORTLAND HOMELESS SHELTERS

Total Number of Individuals Residing in Shelters per Night:

	October 2011	October 2012
ADOLESCENTS	12 Individuals	14 Individuals
ADULTS	255 Individuals	300 Individuals
FAMILIES	104 Individuals Average 41 Families	120 Individuals Average 47 families
Total	371 Individuals	<b>434 Individuals</b>

31 Days in the Month of October

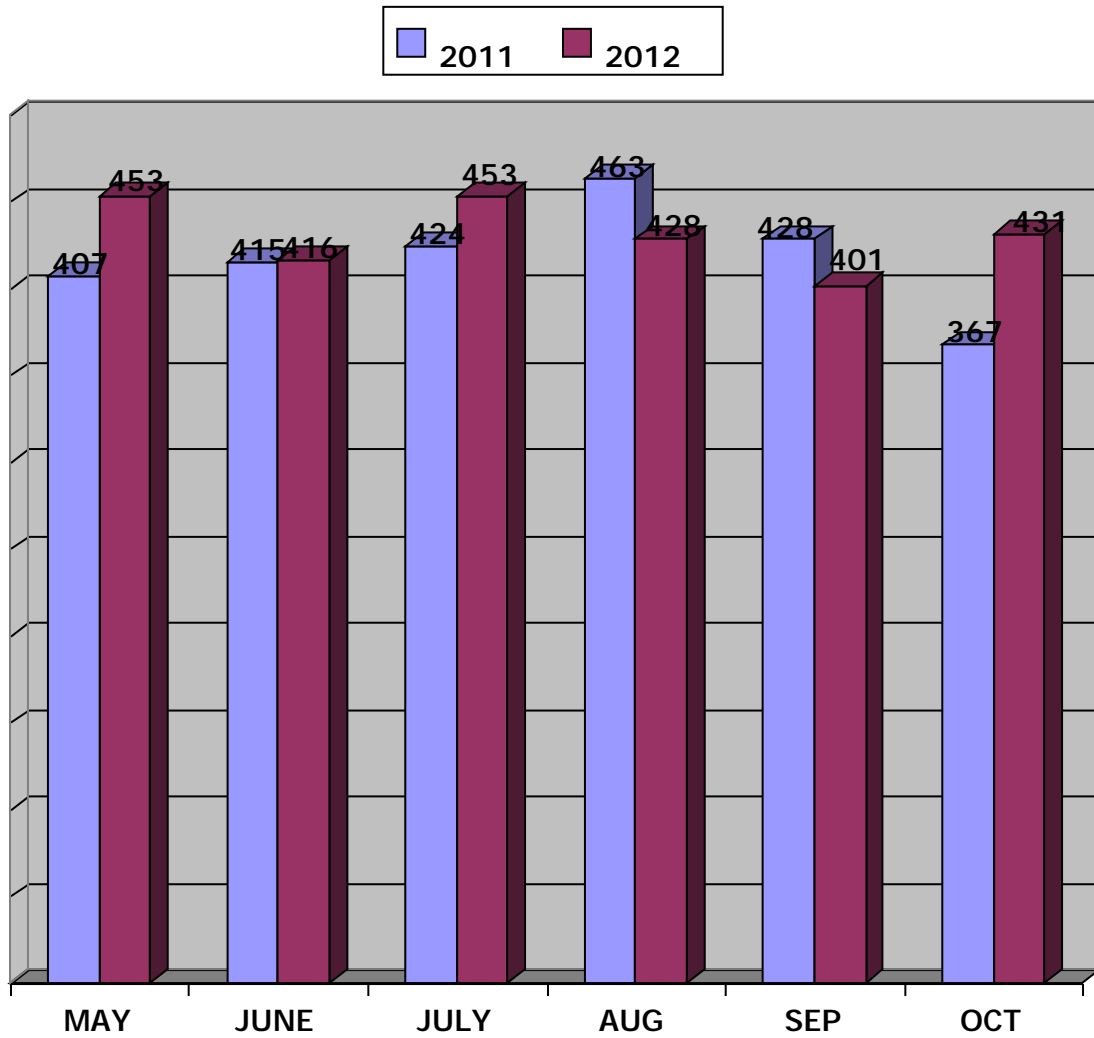
This information is also posted on the City of Portland's website each month.

To view this information, please go to

<http://www.portlandmaine.gov/hhs/ssesac.asp>

Prepared by:  
City of Portland  
Health & Human Services Department

Social Services Division  
 OCTOBER 2012  
 ADOLESCENT BEDS USED  
 PREBLE STREET LIGHT HOUSE SHELTER



	May	June	July	Aug	Sep	Oct
2011	407	415	424	463	428	367
2012	453	416	453	428	401	431
Percent	11%	0.24%	7%	-8%	-6%	17%

PREBLE STREET  
 Lighthouse Shelter      16 Beds

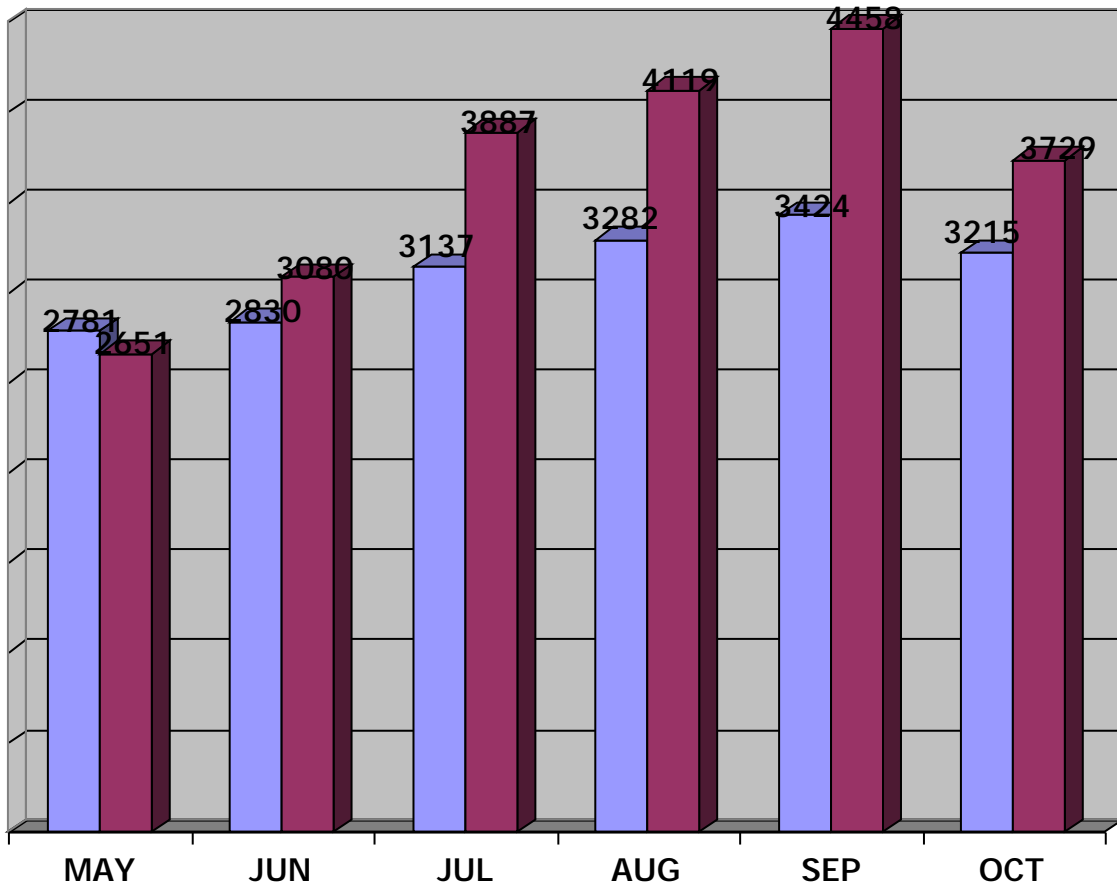
**UNDUPLICATED YOUTH:** **38**  
**TOTAL NEW INTAKES:** **10**  
**\*EXPERIENCING HOMELESSNESS FOR THE 1<sup>ST</sup> TIME** **3**  
 (\*BASED ON SELF-REPORTING)

OCTOBER 2012  
 ADOLESCENT SHELTER STATISTICS  
 PREBLE STREET LIGHT HOUSE SHELTER

Day of Month	Preble Street	Beds Available
	16	16
1	16	0
2	15	1
3	15	1
4	15	1
5	15	1
6	14	2
7	16	0
8	14	2
9	13	3
10	14	2
11	14	2
12	12	4
13	15	1
14	15	1
15	15	1
16	15	1
17	15	1
18	14	2
19	13	3
20	13	3
21	14	2
22	14	2
23	12	4
24	14	2
25	13	3
26	9	7
27	15	1
28	11	5
29	12	4
30	13	3
31	16	0
Totals	431	65
Ave/Night	14	2

OCTOBER 2012  
FAMILY BEDS USED

2011 2012



	May	June	July	Aug	Sep	Oct
2011	2781	2830	3137	3282	3424	3215
2012	2651	3080	3887	4119	4458	3729
Percent	--5%	9%	24%	26%	30%	16%

HEALTH & HUMAN SERVICES DEPARTMENT

SOCIAL SERVICES DIVISION

Family Shelter 84 Beds

FAMILY CRISIS SHELTER 16 Beds

STEP UP FAMILY RESOURCES 10 Beds

EMERGENCY SHELTER 0 Beds

General Assistance

## OCTOBER 2012 FAMILY SHELTER STATISTICS

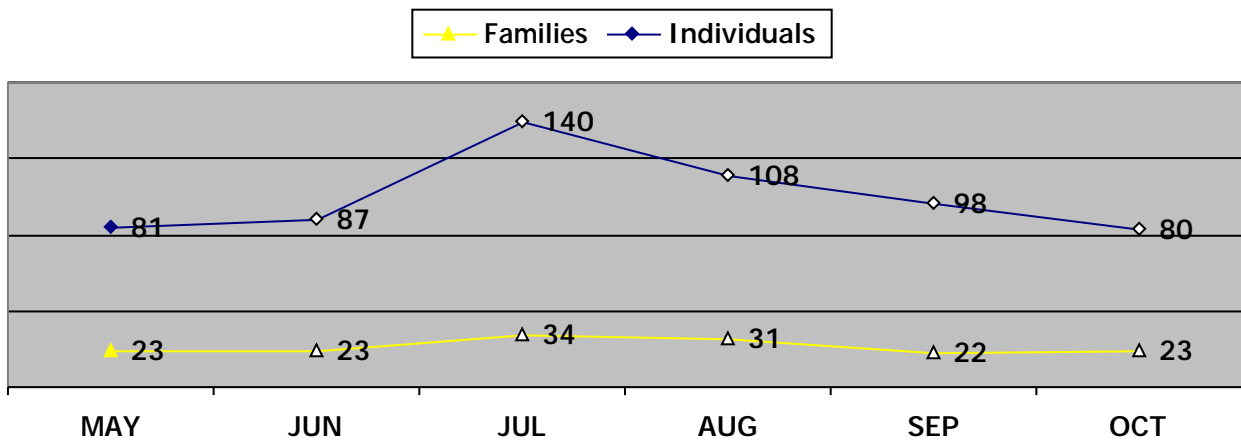
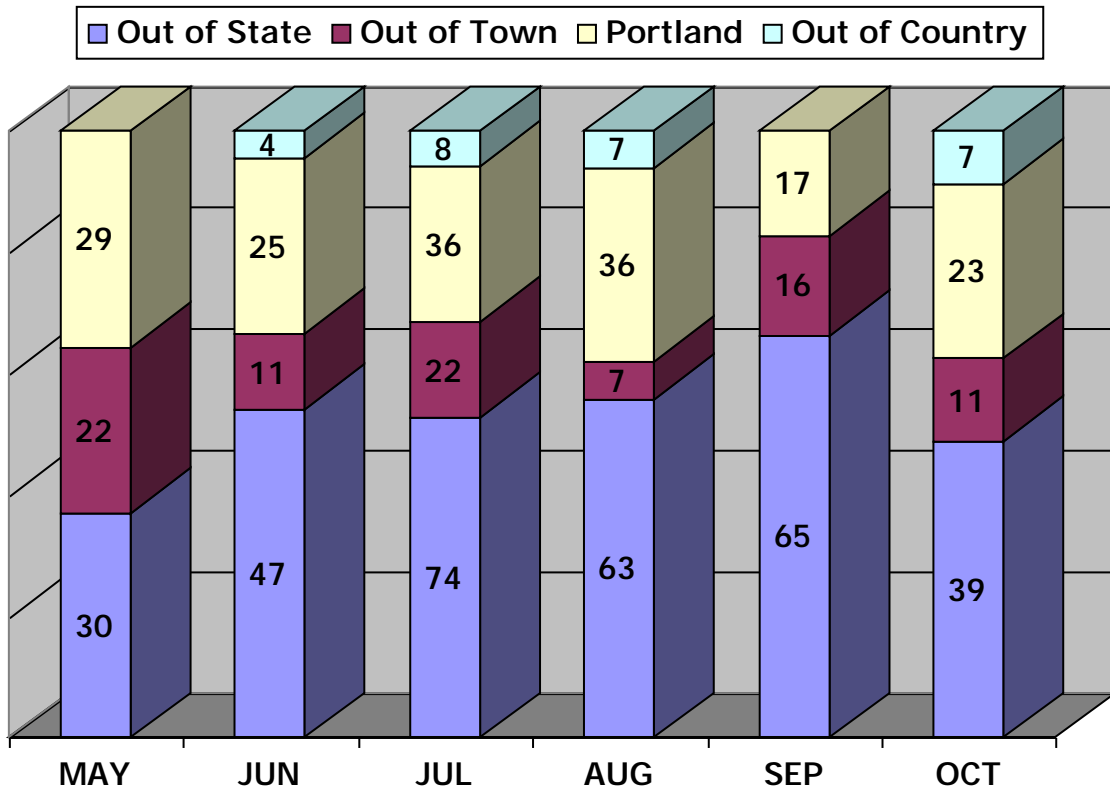
Day of Month	City* (# Families)	City Used	Family Crisis	Step Up	GA Hotels	Beds Used Per Night
	20	84	16	10		
1	25	86	14	12	25	137
2	23	96	13	12	0	121
3	24	87	14	12	16	129
4	23	83	14	12	15	124
5	23	80	14	12	16	122
6	23	85	14	12	11	122
7	23	85	14	12	11	122
8	23	85	14	12	11	122
9	23	94	14	12	2	122
10	21	85	14	12	2	113
11	20	79	14	12	0	105
12	23	88	14	12	0	114
13	25	91	14	12	4	121
14	25	91	14	12	4	121
15	26	87	14	12	10	123
16	25	85	14	12	9	120
17	24	83	8	12	9	112
18	24	87	9	15	6	117
19	24	89	9	15	3	116
20	24	88	10	13	3	114
21	24	88	13	13	3	117
22	24	85	13	13	6	117
23	24	76	13	13	17	119
24	25	78	13	13	17	121
25	24	93	13	13	0	119
26	25	94	14	13	2	123
27	25	88	14	13	8	123
28	25	88	14	13	8	123
29	24	85	14	13	8	120
30	24	85	14	13	8	120
31	25	98	14	13	5	130
Totals	740	2692	408	390	239	3729
Ave/Night	24	87	13	13	9	120

CITY OF PORTLAND  
 Health & Human Services Department  
 Social Services Division

Family Shelter

OCTOBER 2012  
 Intake Statistics

Total Number of Individuals



Intake statistic or new arrival is defined as an individual that has not stayed at the Shelter for a period of three (3) months/90-days or longer.

CITY OF PORTLAND  
 Health & Human Services Department  
 Social Services Division  
**Family Shelter**  
 INDIVIDUALS

OCTOBER 2012

MAINE TOWNS

	Families / Individuals
Brooklyn	1 / 4
Biddeford	2 / 4
Mexico	1 / 3

OUT-OF-STATE

	Families / Individuals
Colorado	1 / 5
Georgia	1 / 4
Maryland	2 / 9
Massachusetts	2 / 11
Missouri	1 / 2
New York	1 / 3
Ohio	1 / 3
Washington	1 / 2

OUT-OF-COUNTRY

	Families / Individuals
Burundi	1 / 4
Congo	1 / 3

Out-of-Country **2** Families for a total of **7** individuals

Maine Towns **4** Families for a total of **11** individuals

Out-of-State **10** Families for a total of **39** individuals

Portland **7** families for a total of **23** individuals

**TOTAL INTAKES: 23**  
 families for a total of **80**  
 individuals

**TOTAL NUMBER OF CLIENTS SERVED (Unduplicated Clients) 48 Families /184 Individuals**

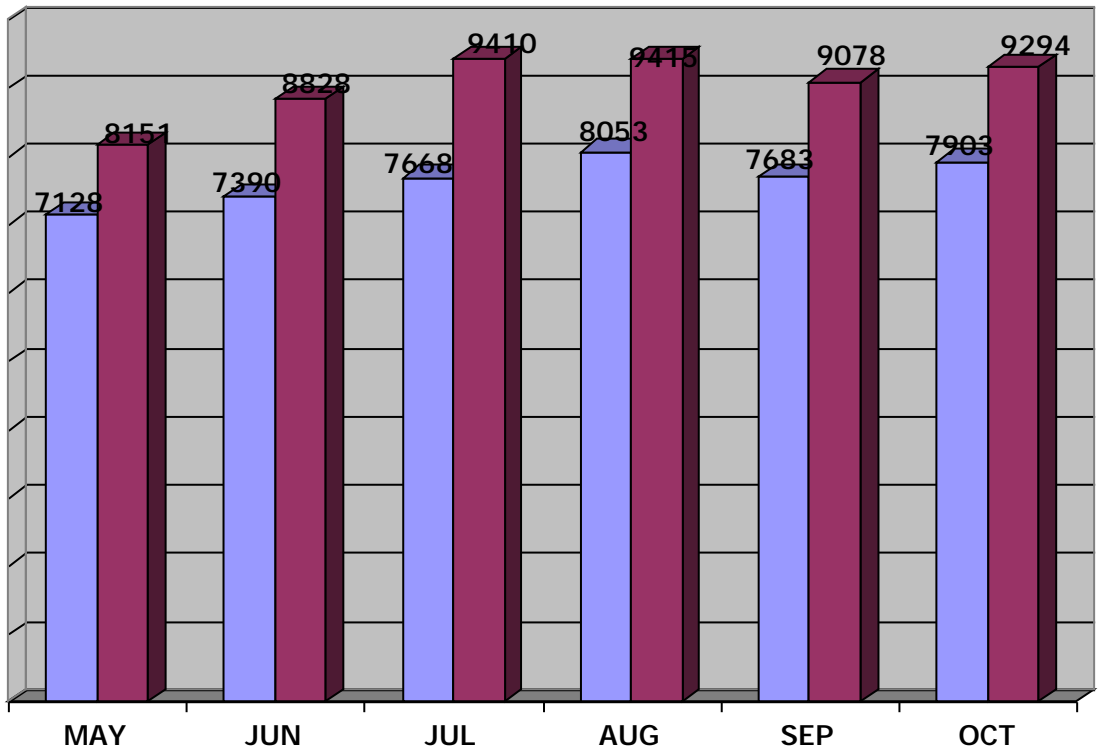
**TOTAL NUMBER OF CLIENTS PLACED IN HOUSING 16 Families /59 Individuals**

**\*EXPERIENCING HOMELESSNESS FOR THE 1<sup>ST</sup> TIME (\*BASED ON SELF-REPORTING) 10 Families /42 Individuals**

**\*Refugees experiencing homelessness for the 1<sup>st</sup> time 7 Families / 29 Individuals**

# OCTOBER 2012 ADULT SHELTER STATISTICS

2011
  2012



	May	June	July	Aug	Sep	Oct
2011	7128	7390	7668	8053	7683	7903
2012	8151	8828	9410	9415	9078	9294
Percent	14%	19%	23%	17%	18%	18%

**MILESTONE FOUNDATION**

Substance Abuse Shelter                      41 Beds

**HEALTH & HUMAN SERVICES DEPARTMENT**

**SOCIAL SERVICES DIVISION**

Oxford Street Shelter                      154 Beds

**FLORENCE HOUSE**

Women's Shelter                      25 Beds

**COMMUNITY OVERFLOW**

Preble Street Resource Center                      75 Beds



## OCTOBER 2012 ADULT SHELTER STATISTICS

Day of Month	Milestone	Oxford St Men	Oxford St Women	FH Women's Shelter	*Overflow	Beds Used per Night
	41	154	154	25		
1	44	114	44	28	75	305
2	44	114	43	28	59	288
3	44	103	42	28	60	277
4	45	110	48	26	73	302
5	37	108	45	28	63	281
6	41	103	46	28	73	291
7	42	110	43	27	73	295
8	44	120	39	29	75	307
9	41	126	52	29	75	323
10	36	124	56	30	75	321
11	43	116	49	30	74	312
12	44	113	49	32	75	313
13	37	98	46	30	70	281
14	44	96	38	28	74	280
15	42	120	49	28	75	314
16	40	119	55	28	75	317
17	43	123	54	28	75	323
18	44	111	42	28	75	300
19	41	105	39	28	72	285
20	39	109	34	29	59	270
21	41	106	43	28	67	285
22	34	113	45	29	75	296
23	41	123	52	29	75	320
24	40	118	50	28	75	311
25	41	115	53	30	75	314
26	46	104	43	29	72	294
27	33	102	43	29	75	282
28	39	106	54	29	69	297
29	35	107	50	29	75	296
30	42	123	49	29	75	318
31	32	116	44	29	75	296
TOTAL	1259	3475	1439	888	2233	9294
Ave/Night	41	112	46	29	72	300

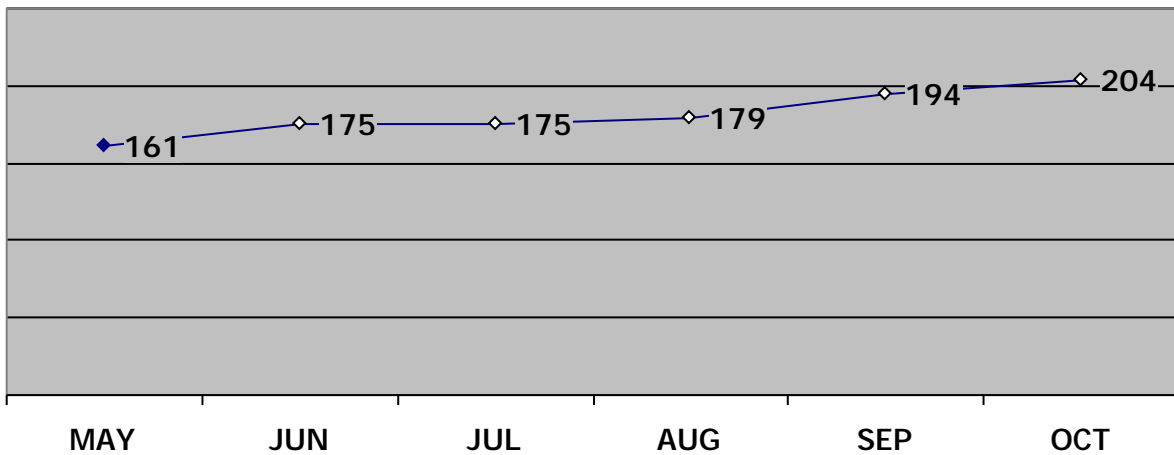
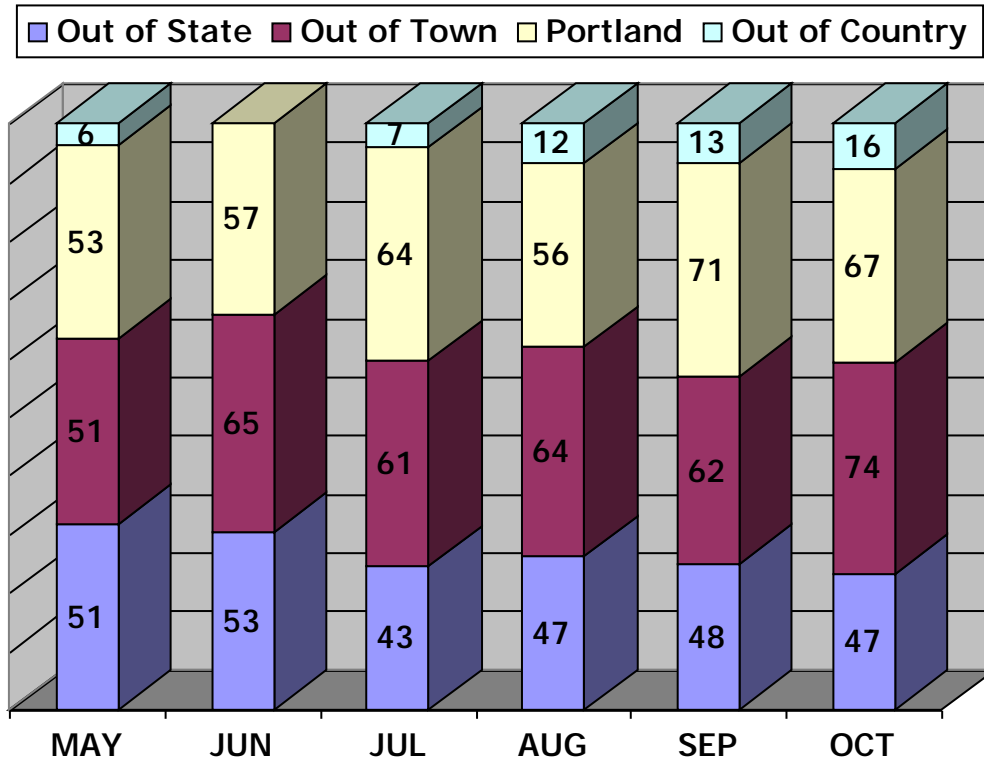
On January 20<sup>th</sup>, 2011 women began being served at Oxford Street as a means of overflow for the Women's Shelter. Men's Overflow began on January 20<sup>th</sup>, 2011 is located at The Preble Street Resource Center.



CITY OF PORTLAND  
 Health & Human Services Department  
 Social Services Division

Oxford Street Shelter

OCTOBER 2012  
 Intake Statistics



Intake statistic or new arrival is defined as an individual that has not stayed at the Shelter for a period of three (3) months/90-days or longer.

\* January 20<sup>th</sup>, 2011 women began being served at Oxford Street as a means of overflow for the Women's Shelter and are included in Oxford Street's Intake Statistics.

CITY OF PORTLAND  
 Health & Human Services Department  
 Social Services Division  
**Oxford Street Shelter**

OCTOBER 2012

MAINE TOWN		OUT-OF-STATE		OUT-OF-COUNTRY	
Auburn	2	Connecticut	1	Angola	3
Augusta	1	Delaware	1	Burundi	4
Bangor	1	Florida	9	Congo	6
Bath	1	Georgia	1	Rwanda	3
Berwick	2	Indiana	1		
Biddeford	4	Iowa	1		
Brunswick	4	Massachusetts	11		
Buxton	1	New Hampshire	5		
Cape Elizabeth	1	New York	2		
East Sebago	1	North Carolina	1		
Fort Fairfield	1	Pennsylvania	3		
Friendship	1	Rhode Island	1		
Fryeburg	1	Ohio	2		
Gorham	1	Texas	4		
Harrison	1	Vermont	4		
Houlton	1	Virginia	1		
Lewiston	3	Washington	1		
Lisbon	1				
Milo	1				
Monson	1				
New Portland	1				
Norway	1				
Oakfield	1				
Old Orchard Beach	1				
Oxford	1				
Palmyra	1				
Patten	1				
Phippsburg	1				
Raymond	2				
Saco	2				
Sanford	2				
Scarborough	1				
South China	1				
South Portland	4				
Standish	2				
Steep Falls	1				
Surry	1				
Warren	1				
West Bath	1				
West Gardiner	1				
Westbrook	14				
Westfield	1				
Windham	1				
Yarmouth	1			Out-Of-Country	16
				Portland	67
Maine Towns	74	Out-of-State	47	TOTAL INTAKES	204

<b>MEN &amp; WOMEN'S OVERFLOW</b>	<b>MEN</b>	<b>WOMEN</b>	<b>TOTAL</b>
<b>TOTAL NUMBER SERVED (Unduplicated Clients)</b>	<b>482</b>	<b>145</b>	<b>627</b>
<b>INTAKES</b>	<b>153</b>	<b>51</b>	<b>204</b>
<b>TOTAL NUMBER OF CLIENTS PLACED IN HOUSING</b>	<b>30</b>	<b>9*</b>	<b>39</b>
<b>TOTAL NUMBER OF CLIENTS THAT RETURNED</b>	<b>2</b>	<b>0</b>	<b>2</b>
<b>TOTAL NUMBER OF CLIENTS PLACED AT THE YMCA</b>	<b>0</b>	<b>0</b>	<b>0</b>
<b>* INTAKES EXPERIENCING HOMELESSNESS FOR THE 1<sup>ST</sup> TIME</b>	<b>37</b>	<b>23</b>	<b>60</b>
<b>(*BASED ON SELF-REPORTING)</b>			

\*Housing placements may be duplicated between Oxford Street and Florence House for women

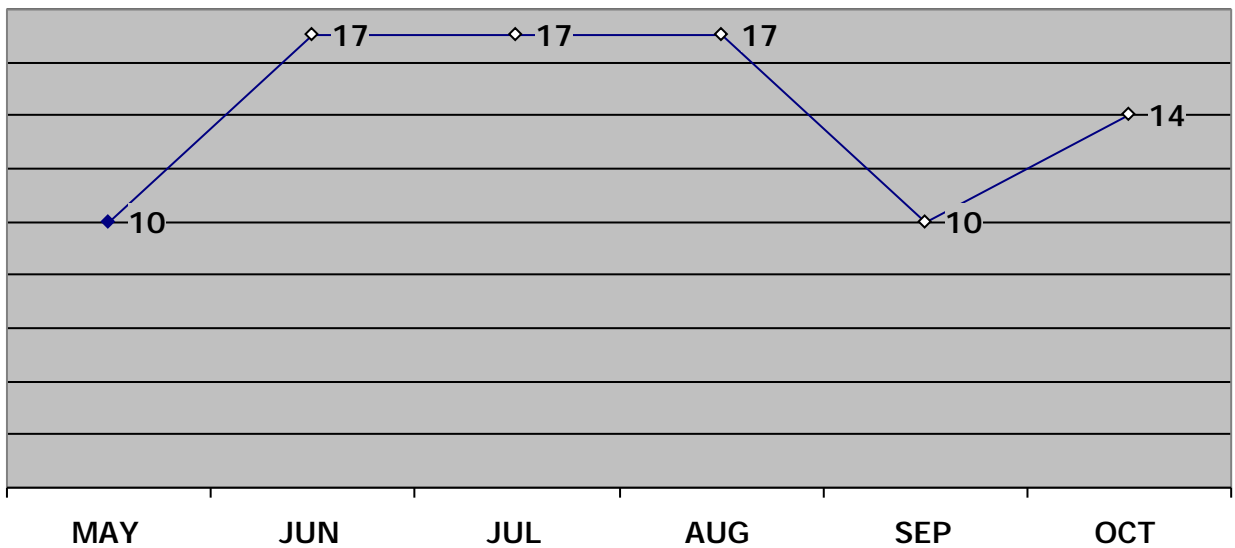
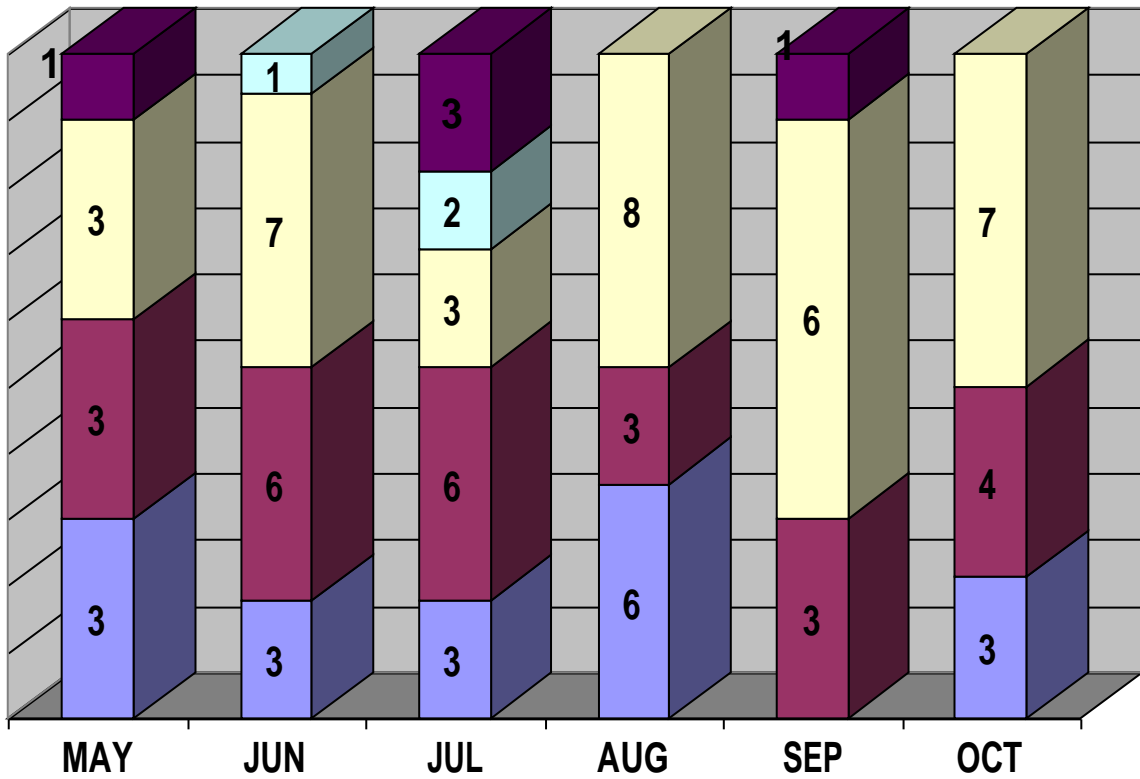
FLORENCE HOUSE

Women's Shelter

OCTOBER 2012

Intake Statistics

■ Out of State ■ Out of Town □ Portland □ Out of Country ■ Unknown



**Women's Shelter**  
 OCTOBER 2012  
 Intake Statistics

MAINE TOWNS

Cumberland	1
Friendship	1
Gorham	1
Westbrook	1

OUT-OF-STATE

Florida	1
Massachusetts	1
Pennsylvania	1

OUT-OF-COUNTRY

Out-of-Country	0
Unknown	0

Maine Towns	4
-------------	---

Out-of-State	3
--------------	---

Portland	7
----------	---

TOTAL INTAKES: 14

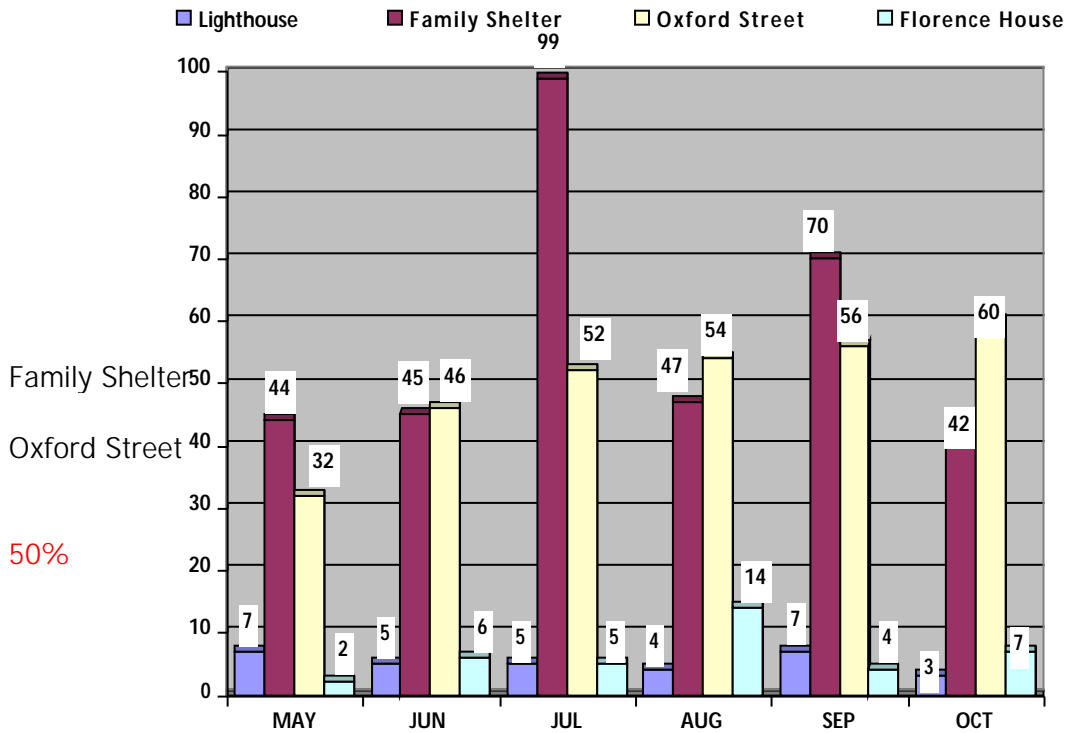
**TOTAL NUMBER OF WOMEN SERVED (Unduplicated Clients) 54**

**TOTAL NUMBER OF WOMEN PLACED IN HOUSING 6\***  
**TOTAL NUMBER OF WOMEN THAT RETURNED 1**

**\*INTAKES EXPERIENCING HOMELESSNESS FOR THE 1<sup>ST</sup> TIME 7**  
 (\*BASED ON SELF-REPORTING)

\*Housing placements may be duplicated between Oxford Street and Florence House for women

OCTOBER 2012  
 1<sup>st</sup> TIME HOMELESSNESS STATISTICS  
 (BASED ON SELF-REPORTING)



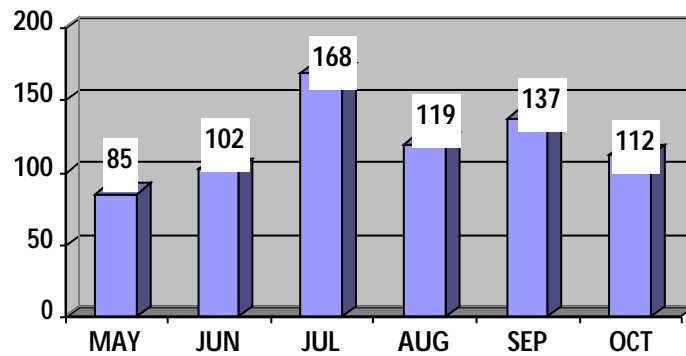
Intakes

Lighthouse 3 30%

Women's Shelter 7

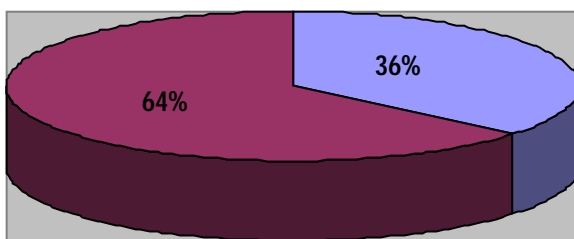
50%

1<sup>st</sup> Time Homeless all shelters reporting\*



OCTOBER 2012 - Percentage of Intakes for All Shelters Reporting\*

1<sup>st</sup> Time Homeless Intakes (blue) All Other Intakes (maroon)



**Total Intakes:** 308  
**1<sup>st</sup> Time Homelessness:** 112, or 36% of all intakes  
**All other intakes:** 196, or 64% of all intakes

(All other intakes = reported not 1<sup>st</sup> time homeless, or unknown)

\*"Shelters reporting" includes: the Lighthouse Shelter, Family Shelter, Oxford Street Shelter, and the Women's Shelter