

City of Portland
Health & Human Services Department
Social Services Division

PORTLAND HOMELESS SHELTERS

Total Number of Individuals Residing in Shelters per Night:

	September 2011	September 2012
ADOLESCENTS	14 Individuals	13 Individuals
ADULTS	256 Individuals	303 Individuals
FAMILIES	114 Individuals Average 45 Families	149 Individuals Average 59 families
Total	384 Individuals	465 Individuals

30 Days in the Month of September

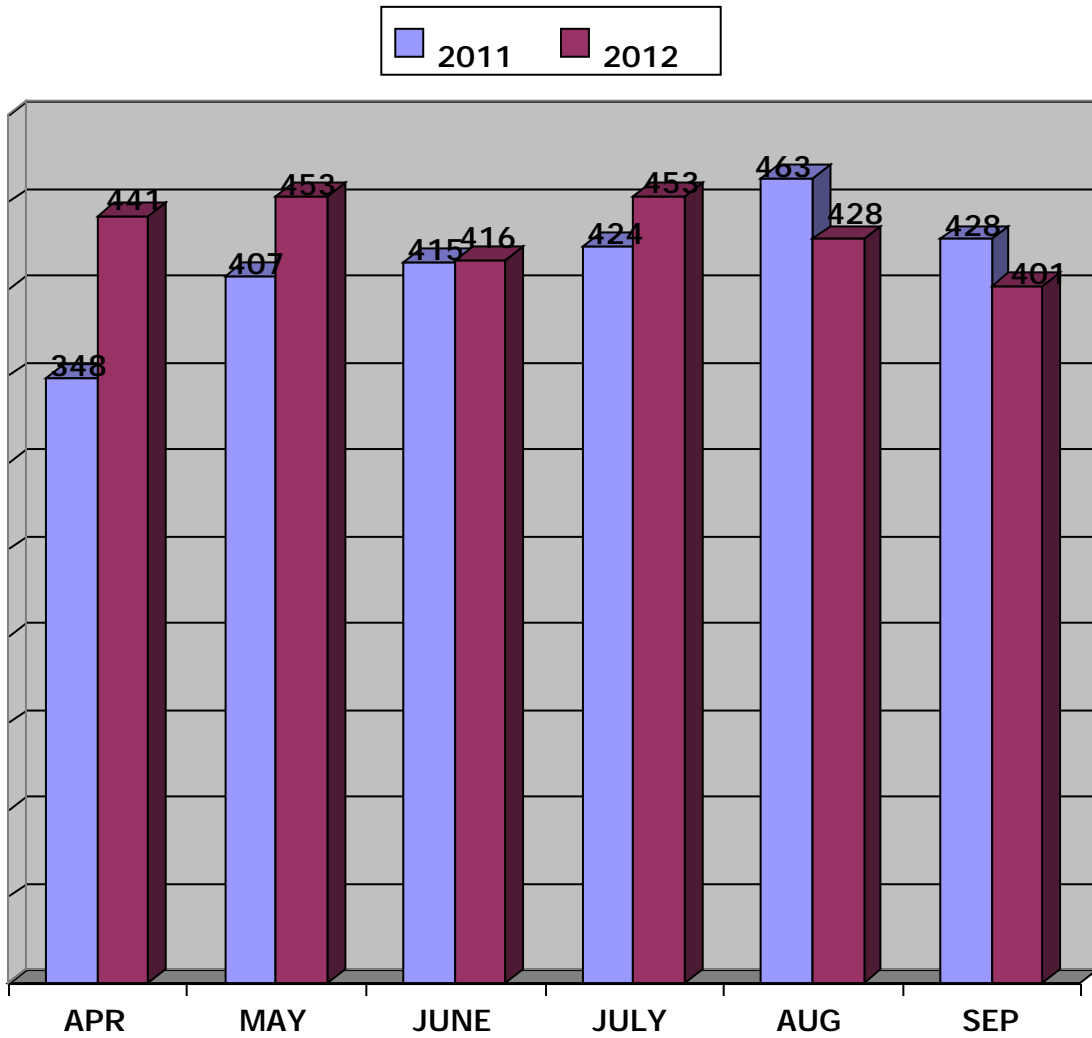
This information is also posted on the City of Portland's website each month.

To view this information, please go to

<http://www.portlandmaine.gov/hhs/ssesac.asp>

Prepared by:
City of Portland
Health & Human Services Department

Social Services Division
 SEPTEMBER 2012
 ADOLESCENT BEDS USED
 PREBLE STREET LIGHT HOUSE SHELTER



	Apr	May	June	July	Aug	Sep.
2011	348	407	415	424	463	428
2012	441	453	416	453	428	401
Percent	27%	11%	0.24%	7%	-8%	-6%

PREBLE STREET
 Lighthouse Shelter 16 Beds

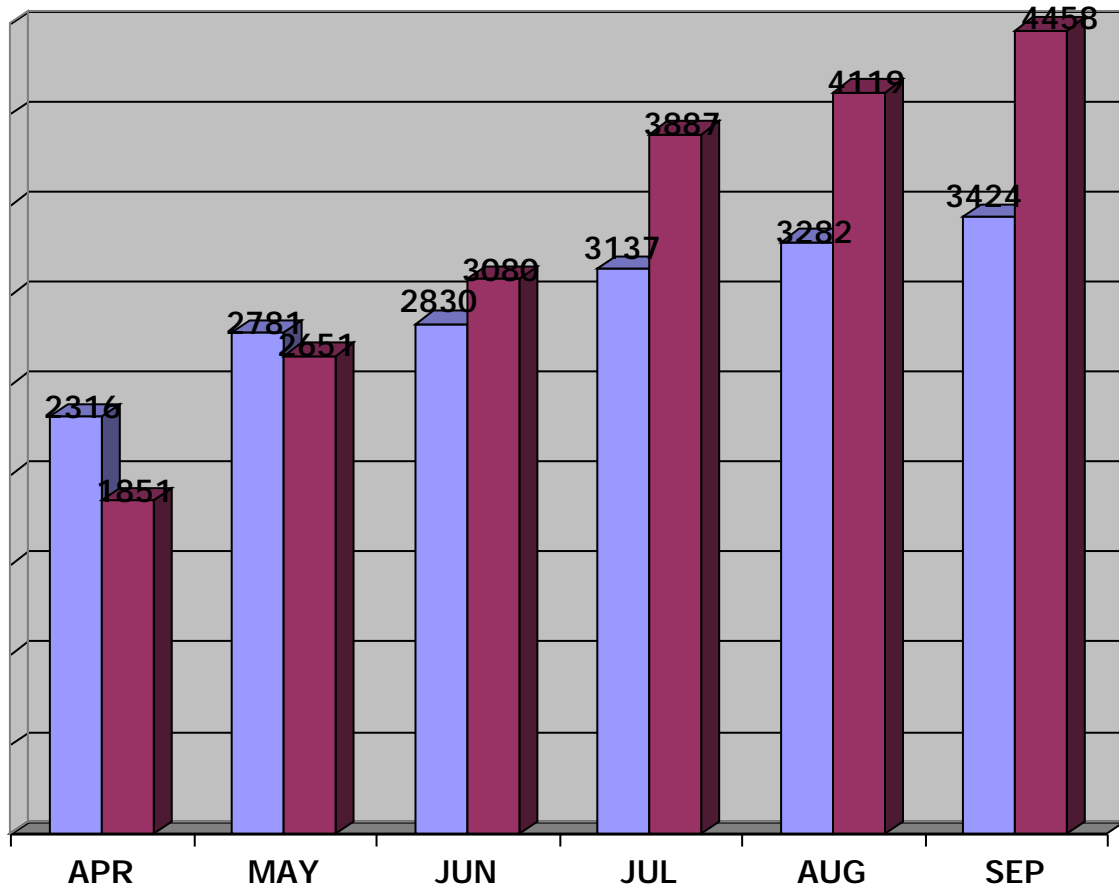
UNDUPLICATED YOUTH: 45
TOTAL NEW INTAKES: 19
***EXPERIENCING HOMELESSNESS FOR THE 1ST TIME** 7
 (*BASED ON SELF-REPORTING)

SEPTEMBER 2012
 ADOLESCENT SHELTER STATISTICS
 PREBLE STREET LIGHT HOUSE SHELTER

Day of Month	Preble Street	Beds Available
	16	16
1	10	6
2	10	6
3	13	3
4	13	3
5	15	1
6	15	1
7	13	3
8	13	3
9	14	2
10	15	1
11	9	7
12	9	7
13	15	1
14	10	6
15	12	4
16	11	5
17	12	4
18	11	5
19	14	2
20	14	2
21	15	1
22	14	2
23	13	3
24	16	0
25	16	0
26	16	0
27	16	0
28	16	0
29	16	0
30	15	1
Totals	401	79
Ave/Night	13	3

SEPTEMBER 2012
FAMILY BEDS USED

2011 2012



	Apr	May	June	July	Aug	Sep.
2011	2316	2781	2830	3137	3282	3424
2012	1851	2651	3080	3887	4119	4458
Percent	-20%	-5%	9%	24%	26%	30%

HEALTH & HUMAN SERVICES DEPARTMENT
SOCIAL SERVICES DIVISION
Family Shelter 84 Beds
FAMILY CRISIS SHELTER 14 Beds
STEP UP FAMILY RESOURCES 10 Beds
EMERGENCY SHELTER 0 Beds
General Assistance

SEPTEMBER 2012 FAMILY SHELTER STATISTICS

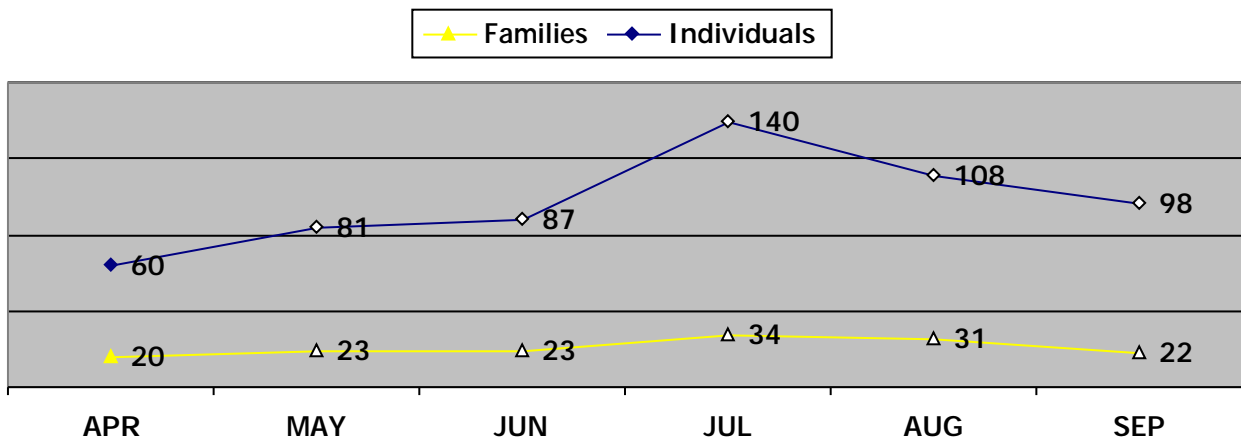
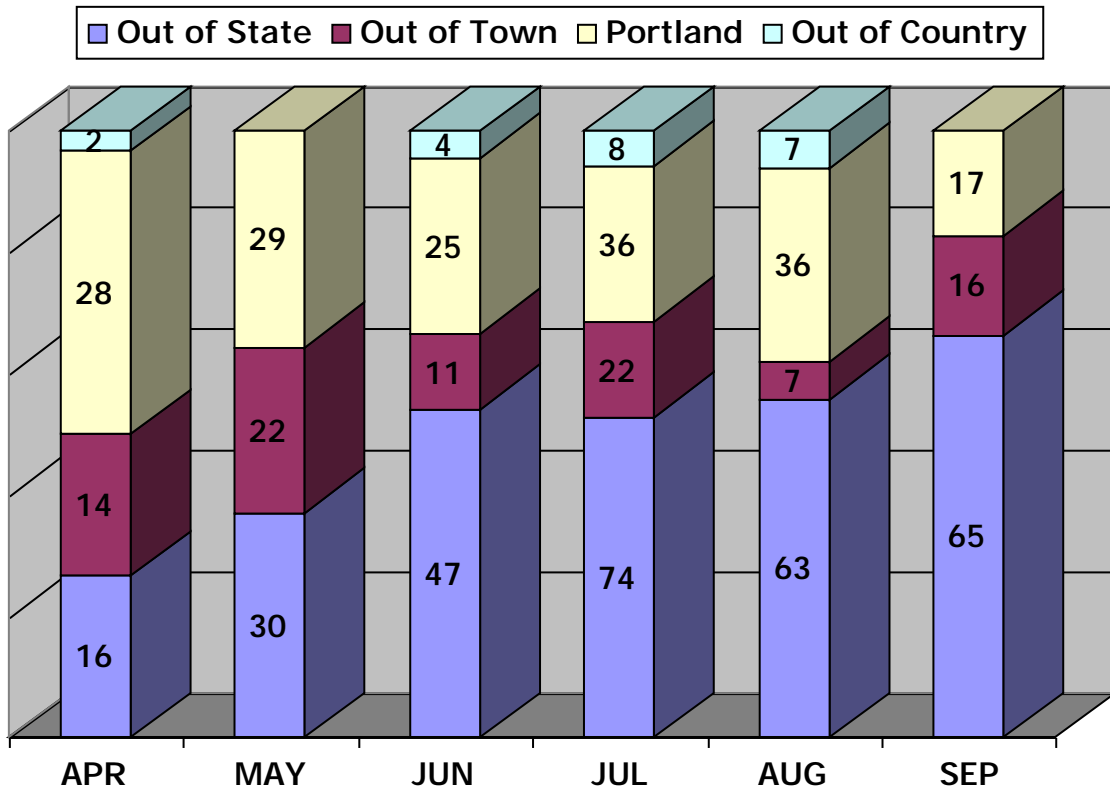
Day of Month	City* (# Families)	City Used	Family Crisis	Step Up	GA Hotels	Beds Used Per Night
	20	84	14	10		
1	31	96	14	12	34	156
2	29	89	14	12	34	149
3	31	90	14	12	40	156
4	29	86	13	12	40	151
5	28	86	14	12	35	147
6	27	90	13	12	25	140
7	31	92	13	12	45	162
8	31	100	13	12	38	163
9	31	95	13	12	38	158
10	30	85	12	12	43	152
11	29	91	13	12	32	148
12	29	87	13	12	36	148
13	28	88	13	12	29	142
14	30	86	12	12	41	151
15	30	86	12	12	41	151
16	30	86	12	12	41	151
17	30	91	12	12	36	151
18	30	91	14	12	36	153
19	28	92	14	12	27	145
20	28	92	14	12	27	145
21	26	88	14	12	25	139
22	26	88	14	12	25	139
23	26	88	14	12	25	139
24	28	98	12	12	25	147
25	29	89	12	12	40	153
26	28	94	13	12	31	150
27	26	87	14	12	30	143
28	27	91	14	12	28	145
29	26	91	14	12	25	142
30	26	91	14	12	25	142
Totals	858	2704	397	360	997	4458
Ave/Night	29	90	13	12	33	149

CITY OF PORTLAND
 Health & Human Services Department
 Social Services Division

Family Shelter

SEPTEMBER 2012
 Intake Statistics

Total Number of Individuals



Intake statistic or new arrival is defined as an individual that has not stayed at the Shelter for a period of three (3) months/90-days or longer.

CITY OF PORTLAND
 Health & Human Services Department
 Social Services Division
Family Shelter
 INDIVIDUALS

SEPTEMBER 2012

MAINE TOWNS

	Families / Individuals
Albion	1 / 3
Standish	1 / 3
Westbrook	2 / 10

OUT-OF-STATE

	Families / Individuals
Arizona	1 / 6
Connecticut	1 / 5
DC	1 / 4
Florida	1 / 3
Georgia	1 / 5
Massachusetts	2 / 9
New York	3 / 9
North Carolina	1 / 7
Pennsylvania	1 / 5
Tennessee	1 / 5
Utah	1 / 5
Virginia	1 / 2

OUT-OF-COUNTRY

Families / Individuals

Out-of-Country **0** Families for a total of **0** individuals

Maine Towns **4** Families for a total of **16** individuals

Out-of-State **15** Families for a total of **65** individuals

Portland **3** families for a total of **17** individuals

TOTAL INTAKES: 22
 families for a total of **98**
 individuals

TOTAL NUMBER OF CLIENTS SERVED (Unduplicated Clients) 54 Families / 226 Individuals

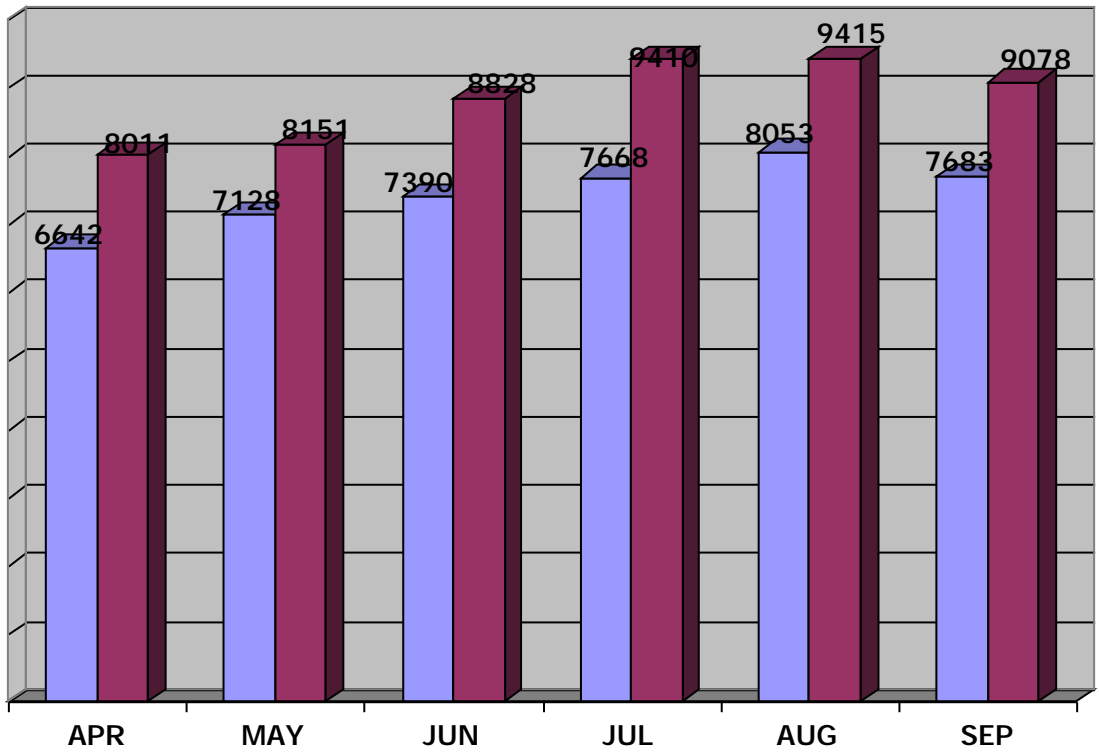
TOTAL NUMBER OF CLIENTS PLACED IN HOUSING 16 Families /69 Individuals

***EXPERIENCING HOMELESSNESS FOR THE 1ST TIME (*BASED ON SELF-REPORTING) 15 Families / 70 Individuals**

***Refugees experiencing homelessness for the 1st time 10 Families / 45 Individuals**

SEPTEMBER 2012 ADULT SHELTER STATISTICS

■ 2011 ■ 2012



	Apr	May	June	July	Aug	Sep
2011	6642	7128	7390	7668	8053	7683
2012	8011	8151	8828	9410	9415	9078
Percent	21%	14%	19%	23%	17%	18%

MILESTONE FOUNDATION

Substance Abuse Shelter 41 Beds

HEALTH & HUMAN SERVICES DEPARTMENT

SOCIAL SERVICES DIVISION

Oxford Street Shelter 154 Beds

FLORENCE HOUSE

Women's Shelter 25 Beds

COMMUNITY OVERFLOW

Preble Street Resource Center 75 Beds

SEPTEMBER 2012
ADULT SHELTER STATISTICS

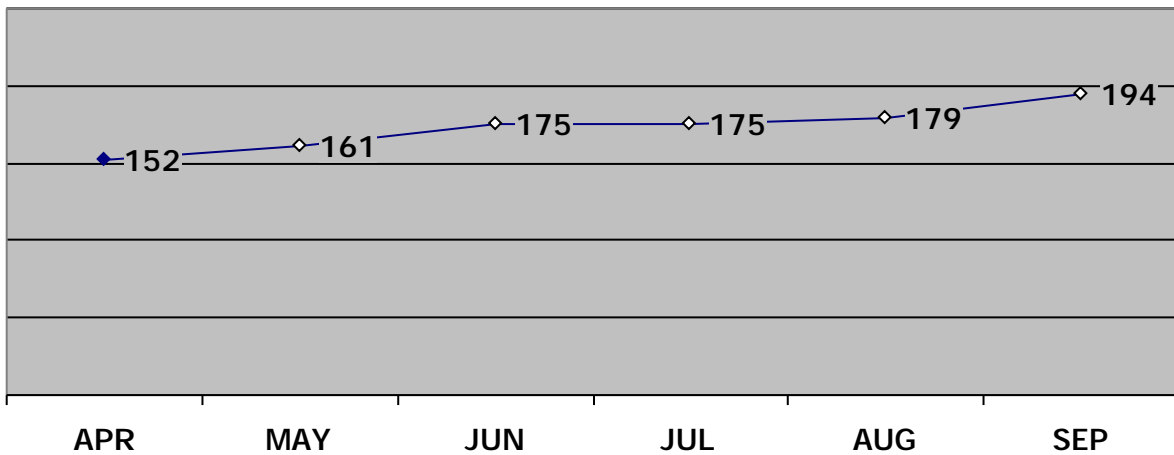
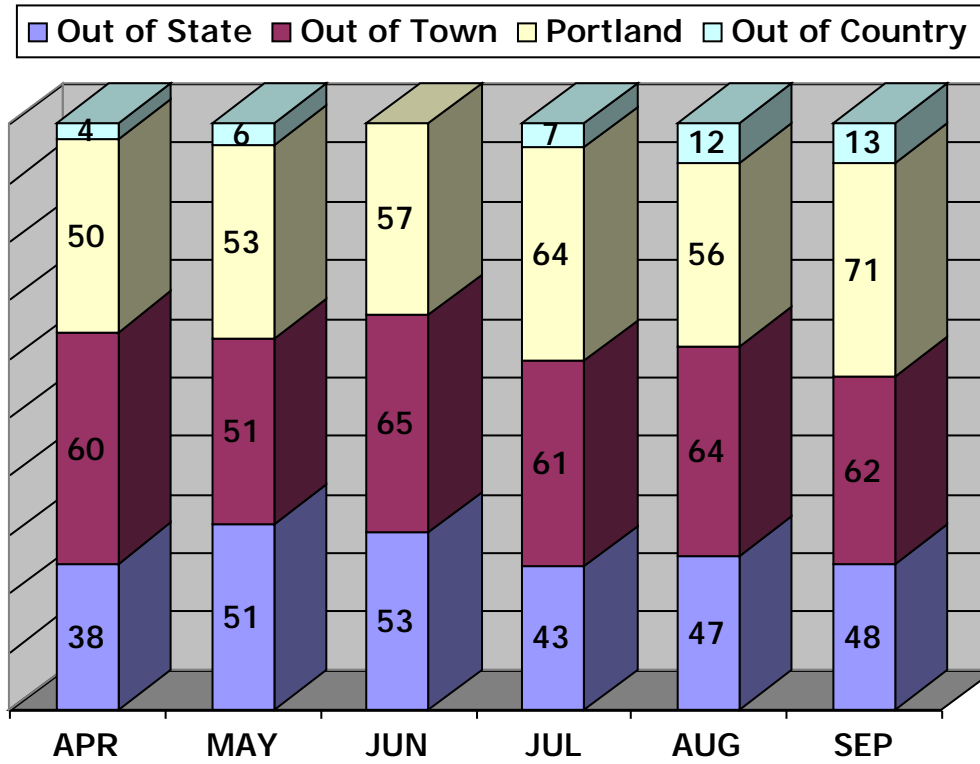
Day of Month	Milestone	Oxford St Men	Oxford St Women	FH Women's Shelter	*Overflow	Beds Used per Night
	41	154	154	25		
1	32	98	41	29	49	249
2	31	102	43	29	52	257
3	44	113	47	30	62	296
4	41	112	47	31	75	306
5	43	109	37	29	71	289
6	38	103	40	29	73	283
7	43	107	41	29	62	282
8	42	107	48	29	75	301
9	43	109	50	29	73	304
10	43	122	53	29	75	322
11	34	110	54	28	75	301
12	43	109	50	28	68	298
13	41	120	54	28	57	300
14	42	105	50	28	75	300
15	40	103	52	28	74	297
16	45	112	51	28	75	311
17	34	110	54	28	75	301
18	46	115	53	29	75	318
19	41	117	56	28	75	317
20	41	109	56	28	74	308
21	41	111	52	29	72	305
22	45	106	54	28	70	303
23	45	98	59	28	75	305
24	47	117	52	28	75	319
25	41	112	54	28	75	310
26	44	117	62	28	75	326
27	44	117	50	28	75	314
28	42	116	56	29	75	318
29	38	116	53	28	75	310
30	47	123	54	29	75	328
TOTAL	1241	3325	1523	857	2132	9078
Ave/Night	41	111	51	29	71	303

On January 20th, 2011 women began being served at Oxford Street as a means of overflow for the Women's Shelter. Men's Overflow began on January 20th, 2011 is located at The Preble Street Resource Center.

CITY OF PORTLAND
 Health & Human Services Department
 Social Services Division

Oxford Street Shelter

SEPTEMBER 2012
 Intake Statistics



Intake statistic or new arrival is defined as an individual that has not stayed at the Shelter for a period of three (3) months/90-days or longer.

* January 20th, 2011 women began being served at Oxford Street as a means of overflow for the Women's Shelter and are included in Oxford Street's Intake Statistics.

CITY OF PORTLAND
 Health & Human Services Department
 Social Services Division
Oxford Street Shelter

SEPTEMBER 2012

MAINE TOWN		OUT-OF-STATE		OUT-OF-COUNTRY	
Albion	1	Alabama	1	Angola	5
Arundel	1	Alaska	1	Burundi	1
Auburn	2	California	1	Congo	3
Augusta	2	Washington, DC	1	Rwanda	4
Bangor	3	Florida	7		
Bath	1	Georgia	2		
Belfast	1	Idaho	1		
Berwick	1	Massachusetts	12		
Biddeford	1	Michigan	1		
Bloomington	1	Missouri	2		
Brewer	4	New Hampshire	5		
Brunswick	5	New Jersey	1		
Buxton	1	New York	2		
Cumberland	1	North Carolina	1		
East Baldwin	1	Ohio	2		
Hollis	1	Pennsylvania	1		
Hollis Center	1	Tennessee	1		
Kennebunk	1	Texas	3		
Lewiston	5	Vermont	1		
Lisbon	1	Virginia	1		
Old Orchard Beach	1	Washington	1		
Porter	1				
Presque Isle	1				
Saco	2				
Sanford	3				
Shapleigh	1				
South Portland	6				
Standish	1				
Warren	1				
Waterford	1				
West Newfield	1				
Westbrook	5				
Windham	3				
				Out-Of-Country	13
Maine Towns	62	Out-of-State	48	Portland	71
				TOTAL INTAKES	194

<u>MEN & WOMEN'S OVERFLOW</u>	MEN	WOMEN	TOTAL
TOTAL NUMBER SERVED (Unduplicated Clients)	461	137	598
INTAKES	150	44	194
TOTAL NUMBER OF CLIENTS PLACED IN HOUSING	29	13*	42
TOTAL NUMBER OF CLIENTS THAT RETURNED	1	0	1
TOTAL NUMBER OF CLIENTS PLACED AT THE YMCA	0	0	0
* INTAKES EXPERIENCING HOMELESSNESS FOR THE 1ST TIME	39	17	56
(*BASED ON SELF-REPORTING)			

*Housing placements may be duplicated between Oxford Street and Florence House for women

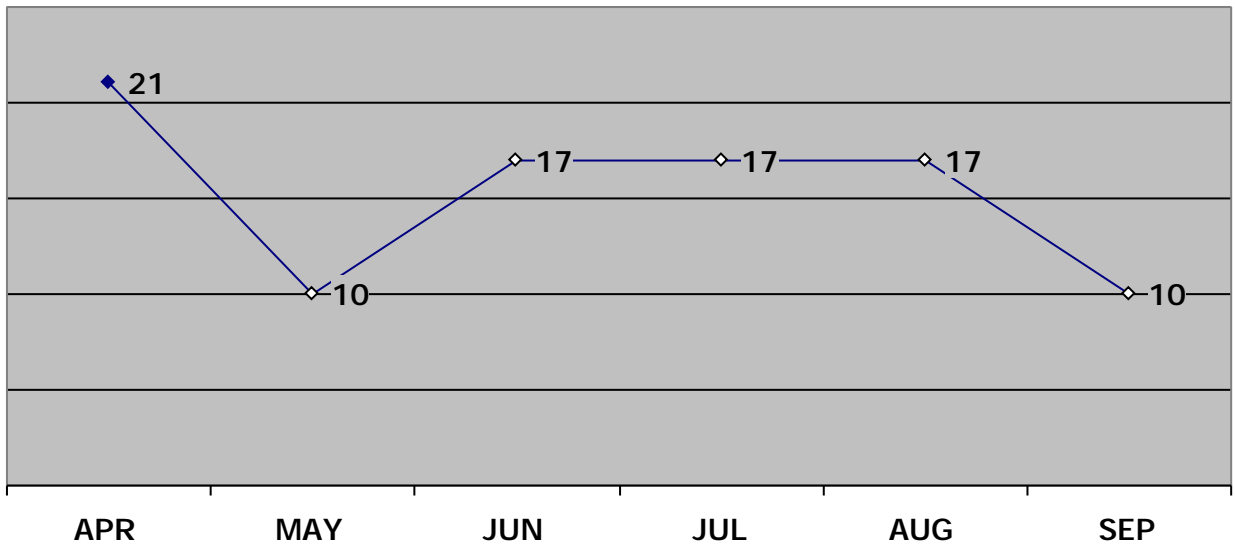
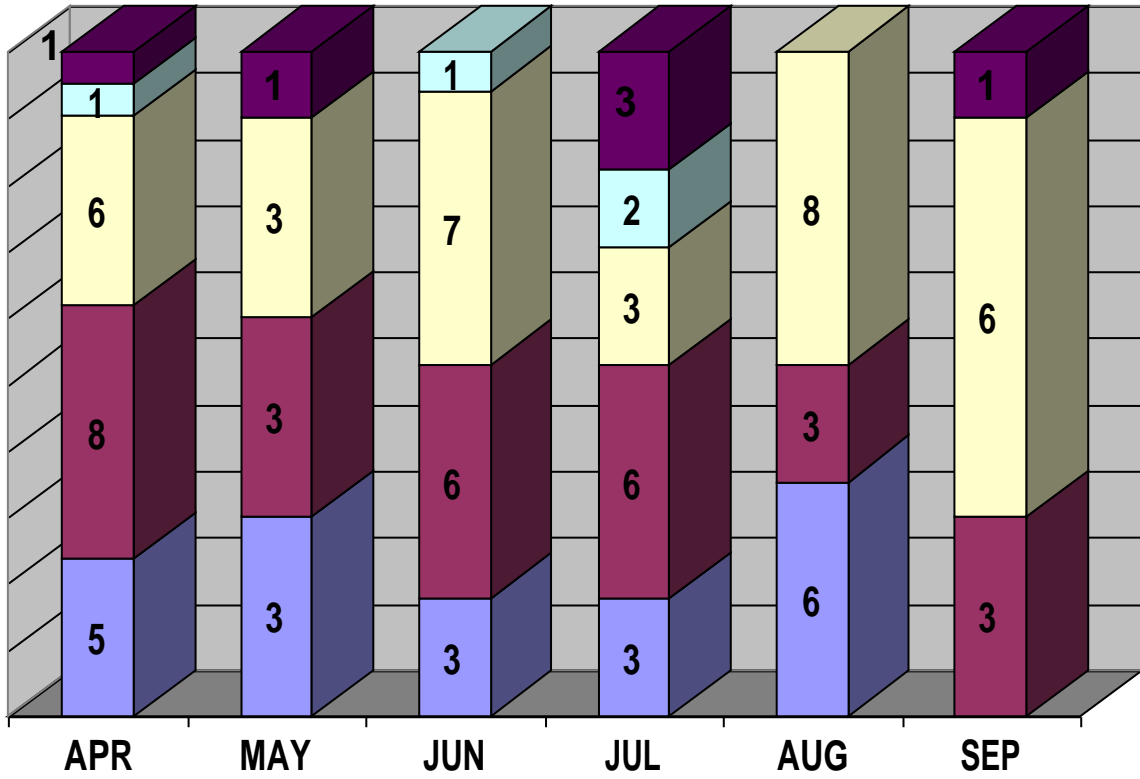
FLORENCE HOUSE

Women's Shelter

SEPTEMBER 2012

Intake Statistics

■ Out of State ■ Out of Town □ Portland □ Out of Country ■ Unknown



Women's Shelter
 SEPTEMBER 2012
 Intake Statistics

MAINE TOWNS

Sanford	1
South Paris	1
Westbrook	1

OUT-OF-STATE

Out-of-State	0
--------------	---

OUT-OF-COUNTRY

Out-of-Country	0
Unknown	1

Maine Towns	3
-------------	---

Portland	6
----------	---

TOTAL INTAKES: 10

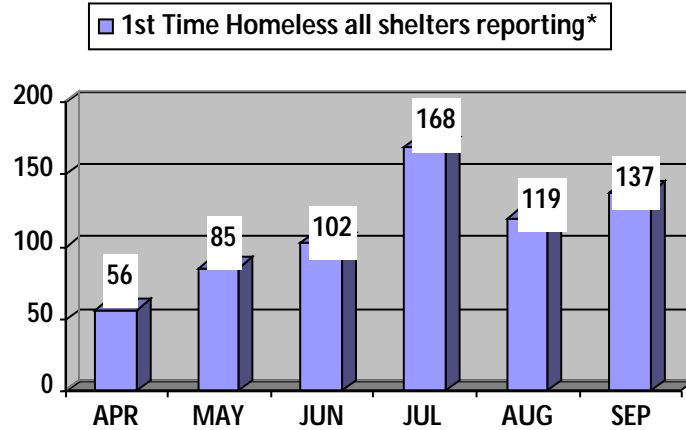
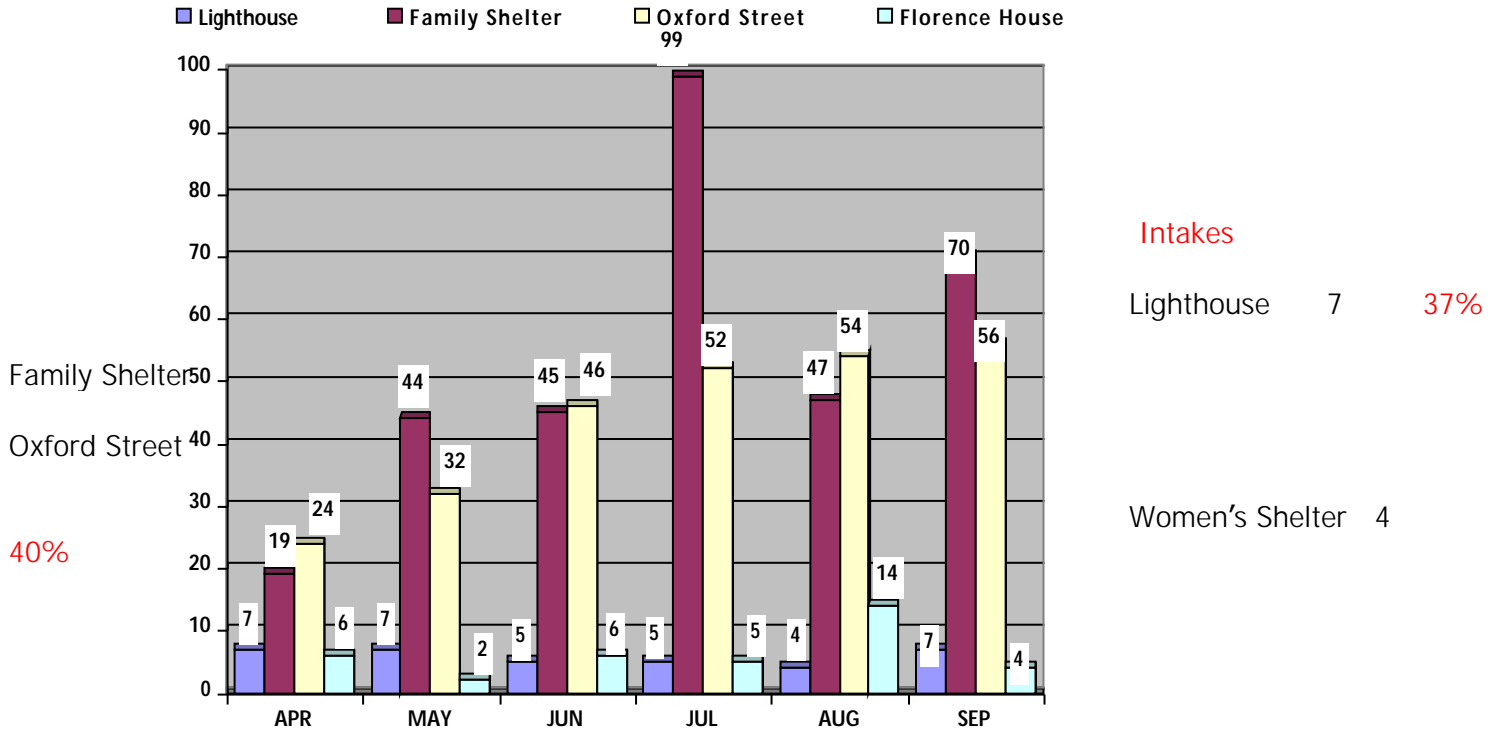
TOTAL NUMBER OF WOMEN SERVED (Unduplicated Clients) 55

TOTAL NUMBER OF WOMEN PLACED IN HOUSING 4*
TOTAL NUMBER OF WOMEN THAT RETURNED 1

***INTAKES EXPERIENCING HOMELESSNESS FOR THE 1ST TIME 4**
 (*BASED ON SELF-REPORTING)

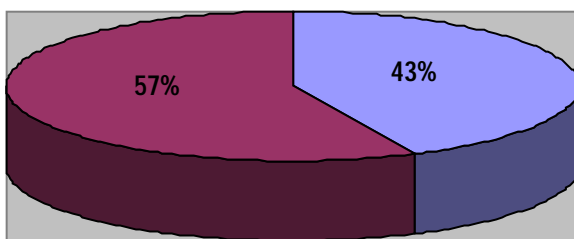
*Housing placements may be duplicated between Oxford Street and Florence House for women

SEPTEMBER 2012 1st TIME HOMELESSNESS STATISTICS (BASED ON SELF-REPORTING)



SEPTEMBER 2012 - Percentage of Intakes for All Shelters Reporting*

■ 1st Time Homeless Intakes ■ All Other Intakes



Total Intakes: 321
1st Time Homelessness: 137, or 43% of all intakes
All other intakes: 184, or 57% of all intakes

(All other intakes = reported not 1st time homeless, or unknown)

*"Shelters reporting" includes: the Lighthouse Shelter, Family Shelter, Oxford Street Shelter, and the Women's Shelter