

City of Portland  
Health & Human Services Department  
Social Services Division

PORTLAND HOMELESS SHELTERS

Total Number of Individuals Residing in Shelters per Night:

	June 2012	June 2013
ADOLESCENTS	14 Individuals	14 Individuals
ADULTS	246 Individuals	307 Individuals
FAMILIES	94 Individuals Average 38 Families	110 Individuals Average 30 families
Total	354 Individuals	<b>431 Individuals</b>

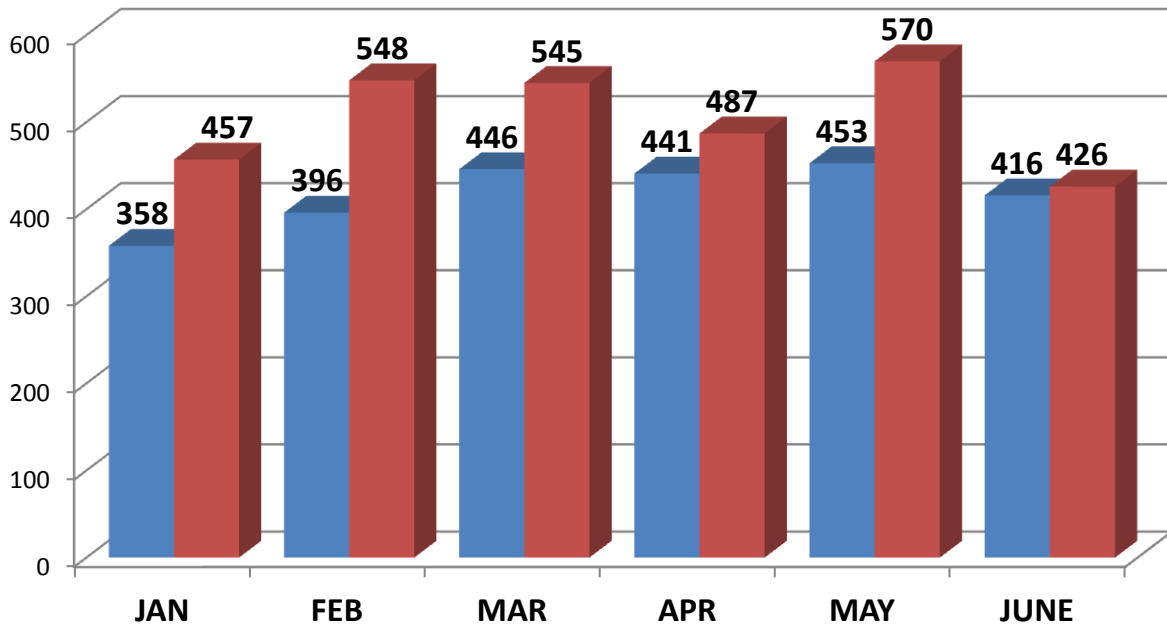
30 Days in the Month of June

This information is also posted on the City of Portland's website each month.  
To view this information, please go to <http://www.portlandmaine.gov/hhs/ssesac.asp>

Prepared by:  
City of Portland  
Health & Human Services Department  
Social Services Division

JUNE 2013  
 ADOLESCENT BEDS USED  
 PREBLE STREET JOE KREISLER TEEN SHELTER\*

■ 2012 ■ 2013



	Jan	Feb	Mar	Apr	May	Jun
'12	358	396	446	441	453	416
'13	457	548	545	487	570	426
Percent	28%	38%	22%	10%	26%	2%

PREBLE STREET  
 Joe Kreisler Teen Shelter\*  
 (Opened 1/6/2013)

24 Beds

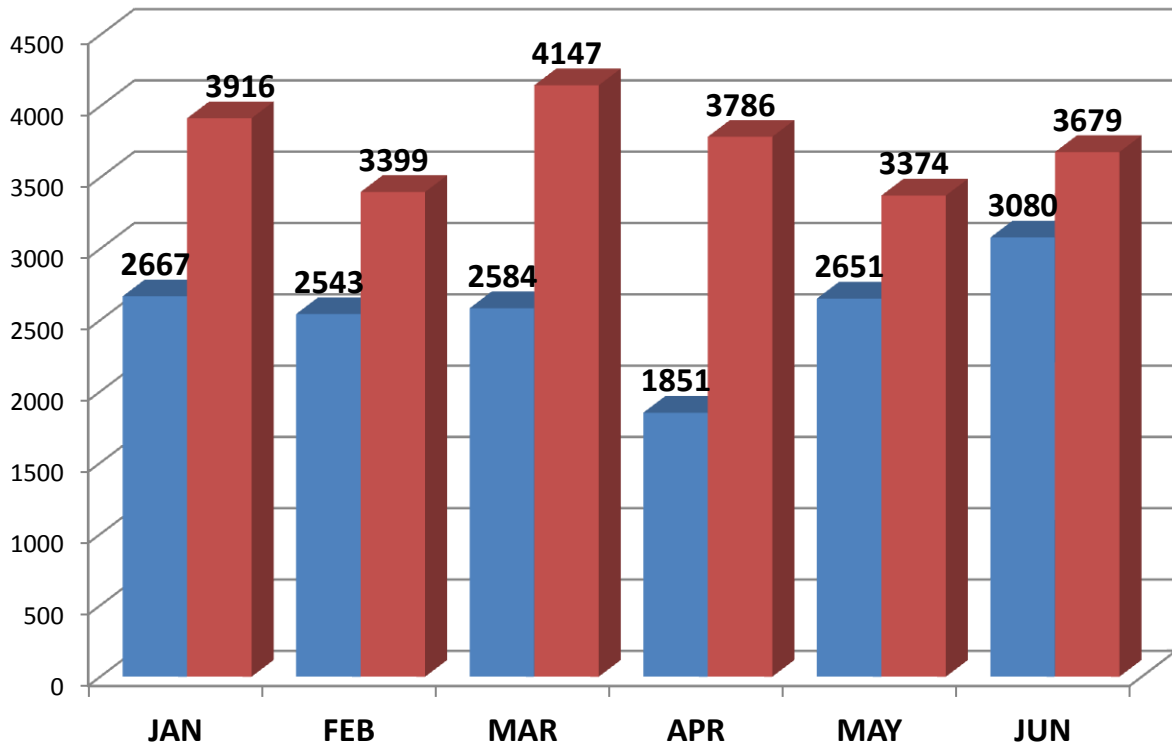
JUNE 2013

	Teen Shelter Bed nights
Capacity	720
Month Total	426
Ave/Night	14
Highest Night	23
Lowest Night	9

**UNDUPLICATED YOUTH:** 44  
**TOTAL NEW INTAKES:** 9  
**\*EXPERIENCING HOMELESSNESS FOR THE 1<sup>ST</sup> TIME** 3  
 (\*BASED ON SELF-REPORTING)  
 TOTAL YOUTH TURNED AWAY DUE TO REACHING CAPACITY 8

JUNE 2013  
FAMILY BEDS USED

■ 2012 ■ 2013



	'12	'13	Percent
Jan	2667	3916	47%
Feb	2543	3399	34%
Mar	2584	4147	60%
Apr	1851	3786	105%
May	2651	3374	27%
Jun	3080	3662	19%

HEALTH & HUMAN SERVICES DEPARTMENT  
SOCIAL SERVICES DIVISION

Family Shelter 94 Beds

FAMILY CRISIS SHELTER 16 Beds

STEPPING STONES 12 Beds

EMERGENCY SHELTER 0 Beds

General Assistance

# JUNE 2013 FAMILY SHELTER STATISTICS

	City* (# Families)	City Used	Family Crisis	Stepping Stones	GA Hotels	Beds Used Per Night
Capacity	24*	94	16	12		
Month Total	28	2784	434	378	65	3662
Ave/Night	9	93	14	13	2	122
Highest Night	29	106	16	13	11	129
Lowest Night	17	65	12	11	0	81

## CITY OF PORTLAND FAMILY SHELTER

## FAMILIES/INDIVIDUALS

<b>UNDUPLICATED FAMILIES/INDIVIDUALS:</b>	<b>46/162</b>
<b>TOTAL NEW INTAKES:</b>	<b>26/97</b>
<b>TOTAL HOUSING PLACEMENTS:</b>	<b>10/35</b>
• TH PLACEMENTS	0/0
• PH PLACEMENTS	10/35
<b>TOTAL RETURNS:</b>	<b>0/0</b>
<b>*EXPERIENCING HOMELESSNESS FOR THE 1<sup>ST</sup> TIME</b>	<b>14/57</b>
(*BASED ON SELF-REPORTING)	

## FAMILY CRISIS

## FAMILIES/INDIVIDUALS

<b>UNDUPLICATED FAMILIES/INDIVIDUALS:</b>	<b>7/32</b>
<b>TOTAL NEW INTAKES:</b>	<b>4/19</b>

## STEPPING STONES

## FAMILIES/INDIVIDUALS

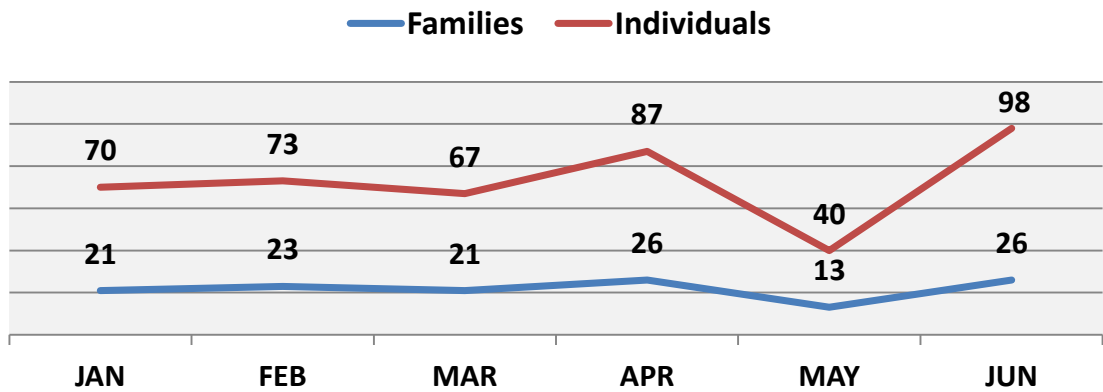
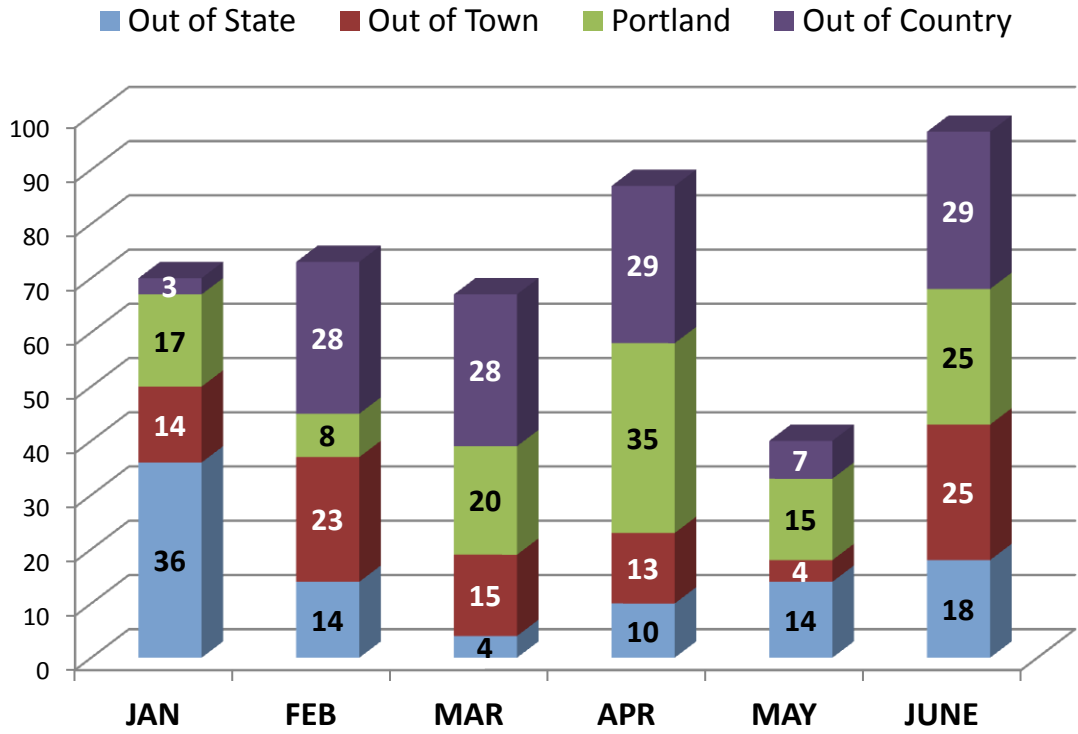
<b>UNDUPLICATED FAMILIES/INDIVIDUALS:</b>	<b>6/13</b>
<b>TOTAL NEW INTAKES:</b>	<b>6/13</b>
<b>TOTAL HOUSING PLACEMENTS:</b>	<b>1/2</b>
• TH PLACEMENTS	0/0
• PH PLACEMENTS	1/2
<b>TOTAL RETURNS:</b>	<b>0/0</b>
<b>*EXPERIENCING HOMELESSNESS FOR THE 1<sup>ST</sup> TIME</b>	<b>6/13</b>
(*BASED ON SELF-REPORTING)	

CITY OF PORTLAND  
 Health & Human Services Department  
 Social Services Division

**Family Shelter**

JUNE 2013  
 Intake Statistics

Total Number of Individuals



Intake statistic or new arrival is defined as an individual that has not stayed at the Shelter for a period of three (3) months/90-days or longer.

CITY OF PORTLAND  
 Health & Human Services Department  
 Social Services Division  
**Family Shelter**  
 INDIVIDUALS

JUNE 2013

MAINE TOWN		OUT-OF-STATE		OUT-OF-COUNTRY	
Biddeford	2	Florida	2	Angola	16
Bradley	6	Massachusetts	4	Belgium	6
Brownfield	3	Virginia	13	Congo/Zaire	3
Brunswick	3				
South Portland	10				
Westbrook	5				
				Out-of-Country	25
Maine Towns	29	Out-of-State	19	Portland Intakes	25
				TOTAL INTAKES	98

**TOTAL NUMBER OF CLIENTS SERVED (Unduplicated Clients)    46 Families /162 Individuals**

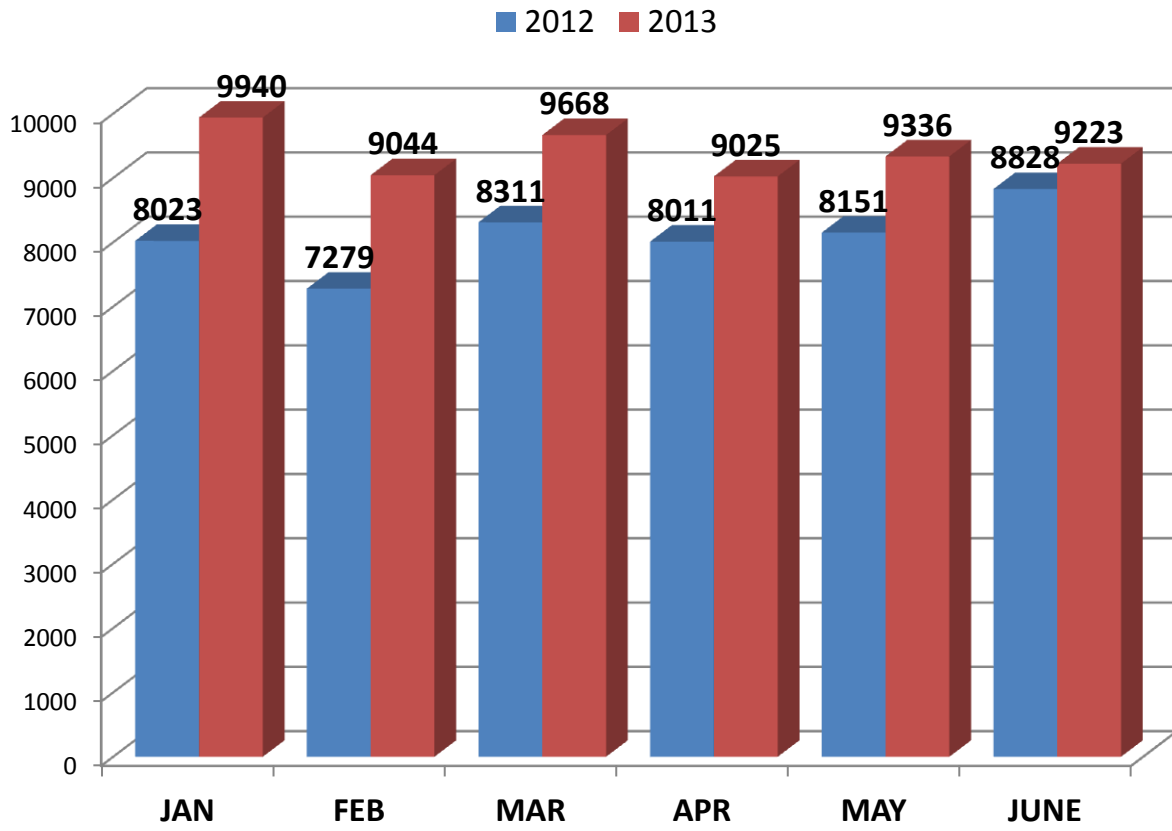
**TOTAL NUMBER OF CLIENTS PLACED IN HOUSING            10 Families /35 Individuals**

**\*EXPERIENCING HOMELESSNESS FOR THE 1<sup>ST</sup> TIME            14 Families /57 Individuals**

**(\*BASED ON SELF-REPORTING)**

\*Refugees experiencing homelessness for the 1<sup>st</sup> time            8 Families /38 Individuals

## JUNE 2013 ADULT SHELTER STATISTICS



	'12	'13	Percent
Jan	8023	9940	24%
Feb	7279	9044	24%
Mar	8311	9668	16%
Apr	8011	9025	13%
May	8151	9336	15%
Jun	8828	9223	4%

### MILESTONE FOUNDATION

Substance Abuse Shelter                      41 Beds

### HEALTH & HUMAN SERVICES DEPARTMENT

#### SOCIAL SERVICES DIVISION

Oxford Street Shelter                      141 Beds

### FLORENCE HOUSE

Women's Shelter                      25 Beds

### COMMUNITY OVERFLOW

Preble Street Resource Center              75 Beds

### GA OVERFLOW

22 Beds

# JUNE 2013 ADULT SHELTER STATISTICS

	Milestone	Oxford St Men	Oxford St Women	FH Women's Shelter	PS Overflow	GA Overflow	Beds Used Per Night
Capacity	41	141	141	25	75	17	440
Month Total	1,350	3,056	1,237	839	2,244	497	9,223
Ave/Night	45	102	41	28	75	17	307
Highest Night	50	123	48	29	75	17	339
Lowest Night	41	87	31	27	70	11	281

## **MILESTONE**

**UNDUPLICATED INDIVIDUALS: 164**

## **OXFORD STREET SHELTER & COMMUNITY OVERFLOW**

**UNDUPLICATED INDIVIDUALS: 602**

**TOTAL NEW INTAKES: 192**

**TOTAL HOUSING PLACEMENTS: 61**

- TH PLACEMENTS 7
- PH PLACEMENTS 54

**TOTAL RETURNS: 2**

**\*EXPERIENCING HOMELESSNESS FOR THE 1<sup>ST</sup> TIME 43**

(\*BASED ON SELF-REPORTING)

## **WOMEN'S SHELTER**

**UNDUPLICATED INDIVIDUALS: 53**

**TOTAL NEW INTAKES: 14**

**TOTAL HOUSING PLACEMENTS: 6**

- TH PLACEMENTS 0
- PH PLACEMENTS 6

**TOTAL RETURNS: 2**

**\*EXPERIENCING HOMELESSNESS FOR THE 1<sup>ST</sup> TIME 4**

(\*BASED ON SELF-REPORTING)

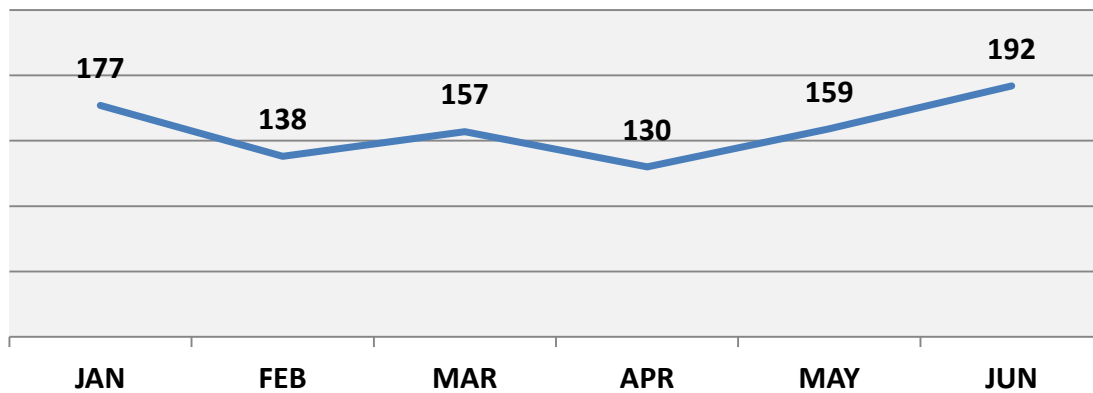
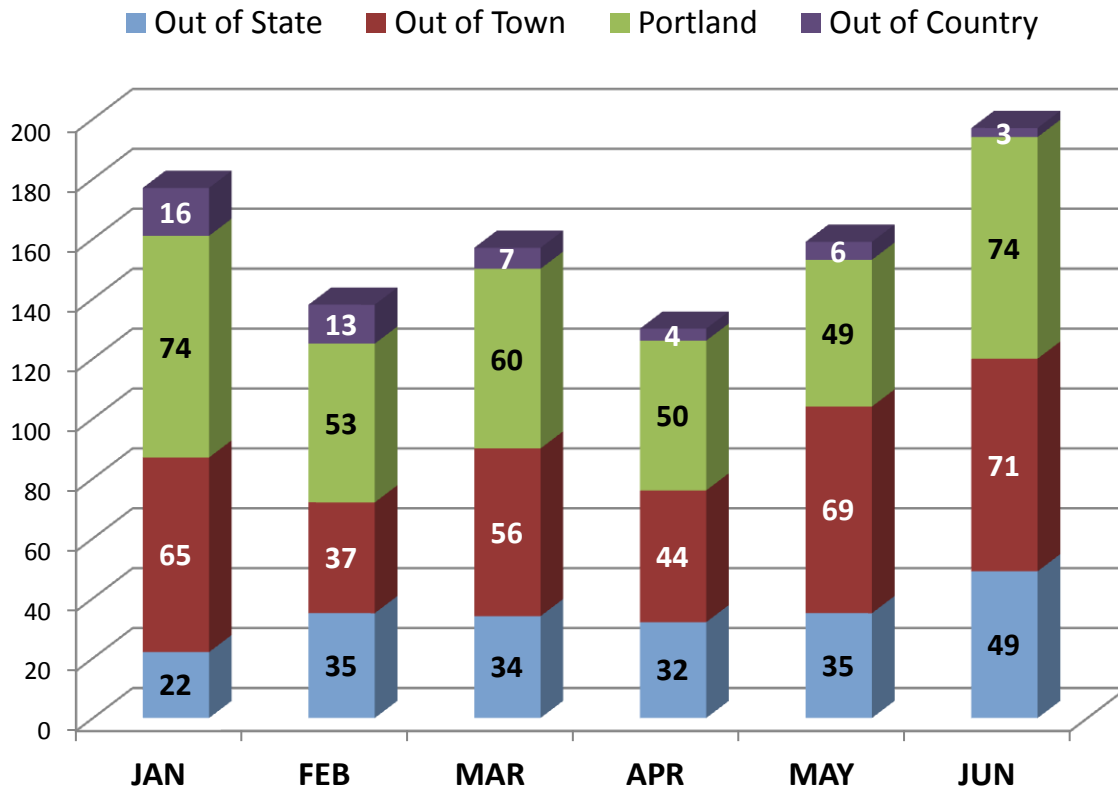


CITY OF PORTLAND  
 Health & Human Services Department  
 Social Services Division

Oxford Street Shelter

JUNE 2013

Intake Statistics



Intake statistic or new arrival is defined as an individual that has not stayed at the Shelter for a period of three (3) months/90-days or longer.

\* January 20<sup>th</sup>, 2011 women began being served at Oxford Street as a means of overflow for the Women's Shelter and are included in Oxford Street's Intake Statistics.

CITY OF PORTLAND  
 Health & Human Services Department  
 Social Services Division  
**Oxford Street Shelter**  
 JUNE 2013

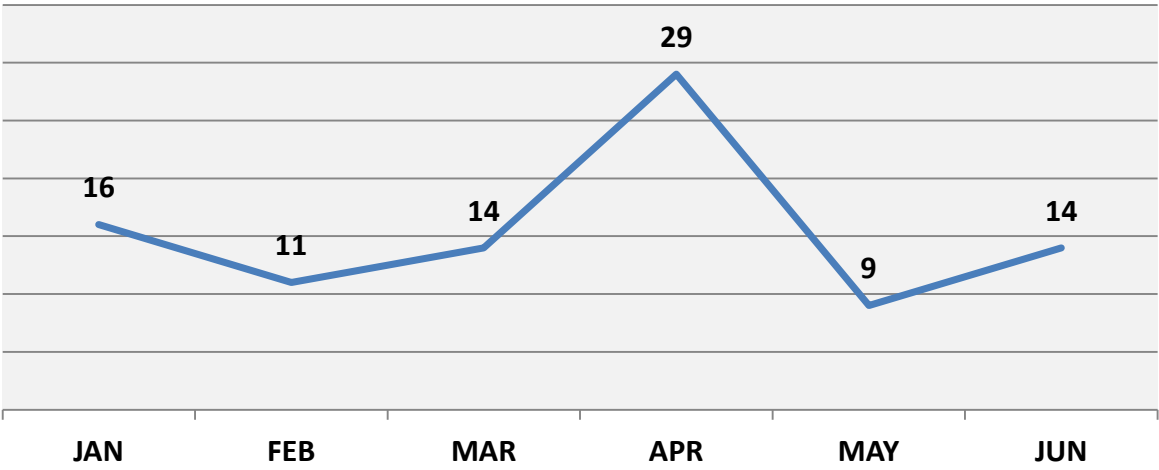
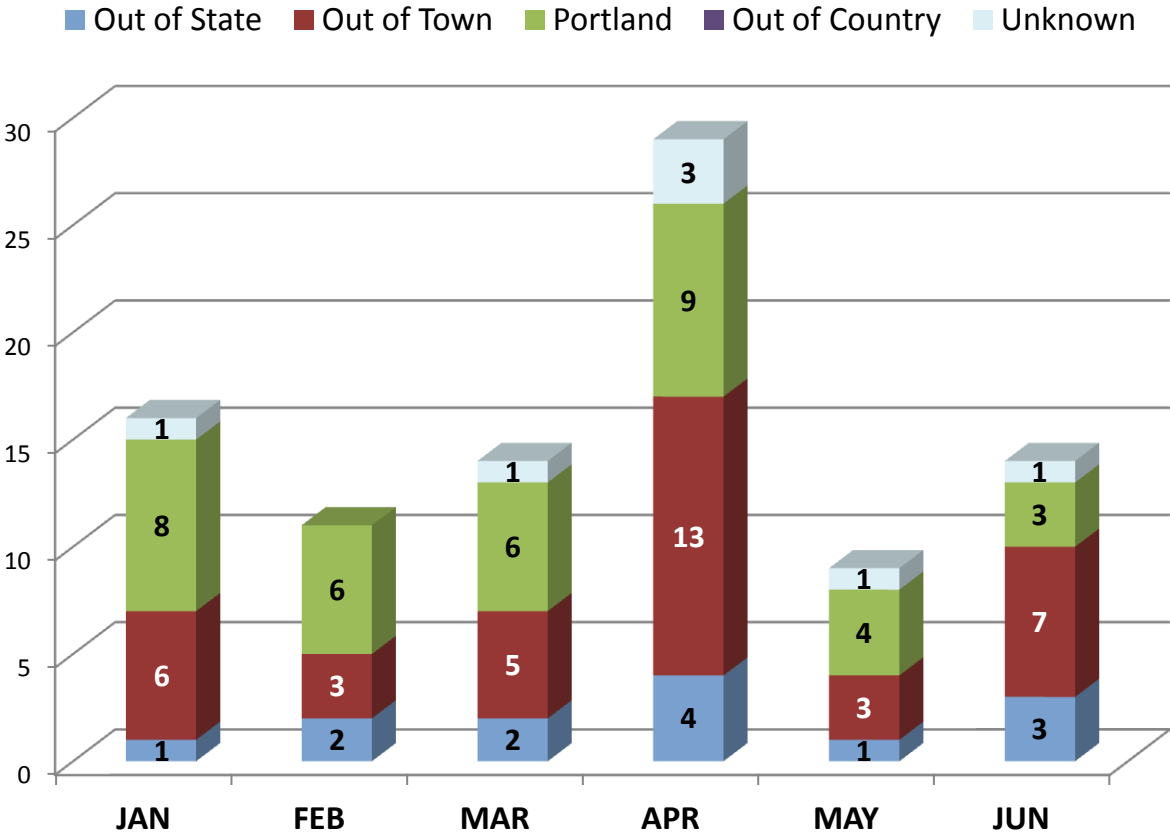
MAINE TOWN		OUT-OF-STATE		OUT-OF-COUNTRY	
Augusta	1	Arizona	1	Angola	2
Bangor	1	California	7	Rwanda	1
Belfast	1	Florida	5		
Benton	1	Kansas	1		
Berwick	1	Maryland	1		
Biddeford	8	Massachusetts	8		
Brunswick	5	Michigan	1		
Calais	1	Nebraska	1		
Cape Elizabeth	1	Nevada	1		
East Baldwin	1	New Hampshire	5		
Freeport	2	New York	2		
Gorham	1	North Carolina	1		
Hollis	1	Oklahoma	1		
Kenduskeag	1	Pennsylvania	1		
Lebanon	1	Rhode Island	3		
Lewiston	7	South Carolina	2		
Limington	1	Texas	3		
Lincolnville	1	Washington	2		
New Gloucester	1	Wisconsin	1		
Old Orchard Beach	1				
Phippsburg	1				
Presque Isle	1				
Sabattus	1				
Saco	1				
Scarborough	2				
South Paris	1				
South Portland	11				
Steep Falls	1				
Vinalhaven	1				
Warren	1				
Waterford	1				
Wells	2				
Westbrook	4				
Windham	3				
Winslow	1				
York	1				
				Out-of-Country	3
Maine Towns	71	Out-of-State	47	Portland Intakes	71
				TOTAL INTAKES	192

# FLORENCE HOUSE

## Women's Shelter

JUNE 2013

Intake Statistics



# FLORENCE HOUSE

## Women's Shelter

JUNE 2013

### Intake Statistics

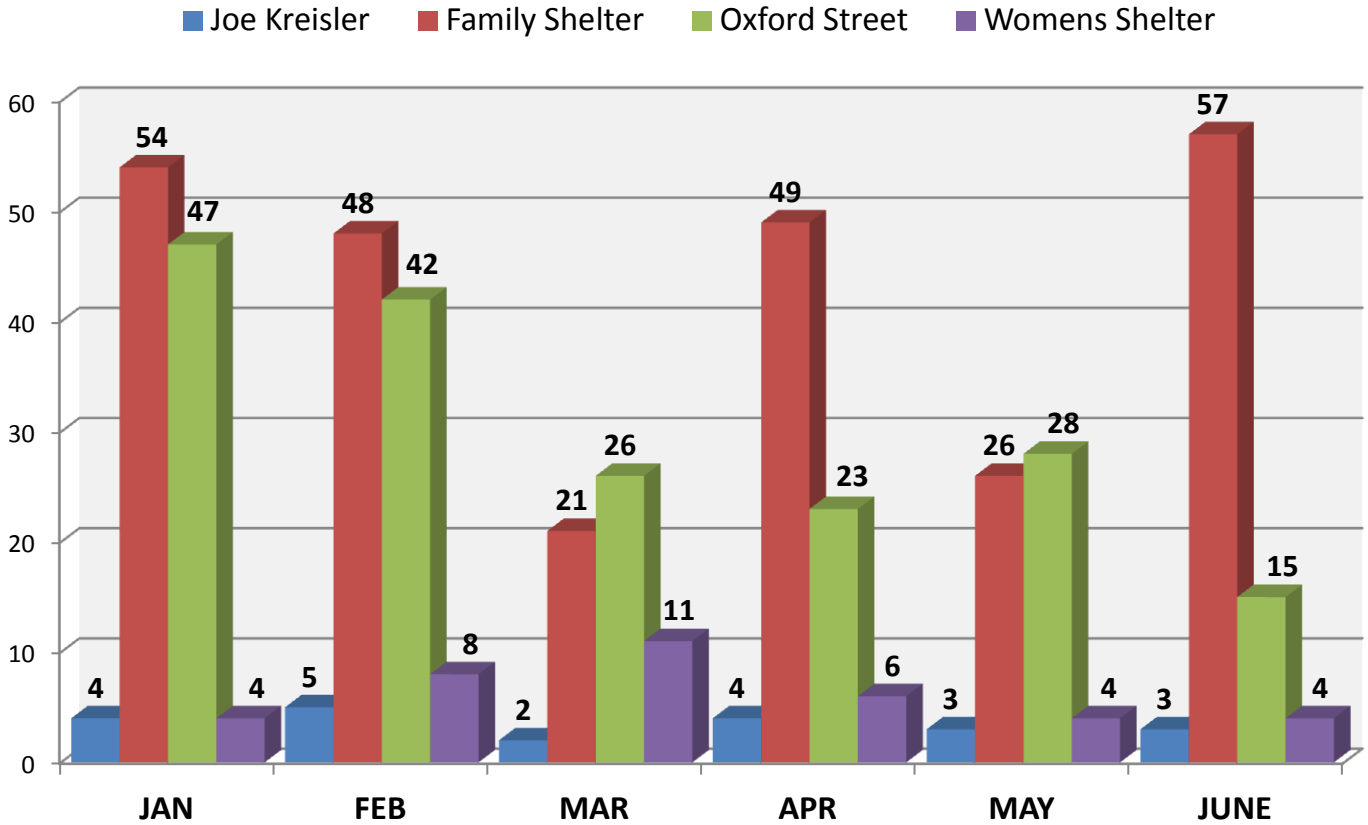
MAINE TOWN		OUT-OF-STATE		OUT-OF-COUNTRY	
Bangor	1	Florida	2		
Bath	2	Missouri	1		
Livermore Falls	1				
South Portland	1				
Standish	1				
Westbrook	1				
				Out-of-Country	0
				Unknown	1
Maine Towns	7	Out-of-State	3	Portland Intakes	3
				TOTAL INTAKES	14

**TOTAL NUMBER OF WOMEN SERVED (Unduplicated Clients) 53**

**TOTAL NUMBER OF WOMEN PLACED IN HOUSING 6**  
**TOTAL NUMBER OF WOMEN THAT RETURNED 2**

**\*INTAKES EXPERIENCING HOMELESSNESS FOR THE 1<sup>ST</sup> TIME 4**  
**(\*BASED ON SELF-REPORTING)**

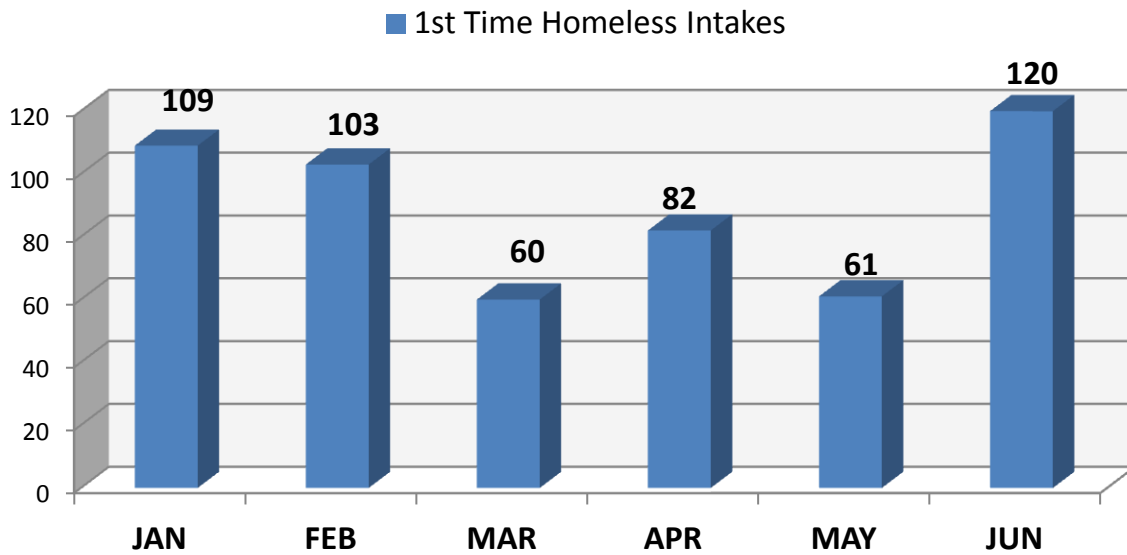
**JUNE 2013**  
**1<sup>ST</sup> TIME HOMELESSNESS STATISTICS**  
 (BASED ON SELF-REPORTING)



**JUNE 2013**  
**1<sup>ST</sup> TIME HOMELESSNESS STATISTICS % OF ALL INTAKES**  
 (BASED ON SELF-REPORTING)

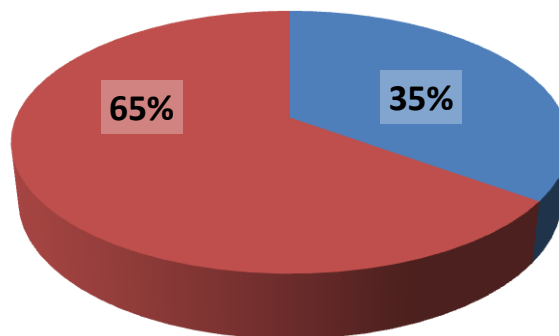
	1 <sup>st</sup> Time Homeless Intakes	% of Total Intakes
Joe Kreisler	3	33%
Family Shelter	57	59%
Oxford Street	43	22%
Stepping Stones	13	100%
Women's Shelter	4	29%

JUNE 2013  
**1<sup>st</sup> TIME HOMELESSNESS STATISTICS**  
 (BASED ON SELF-REPORTING)



JUNE 2013  
 Percentage of Intakes

■ 1st Time Homeless Intakes    ■ All Other Intakes



**Total Intakes:** 344  
**1<sup>st</sup> Time Homelessness:** 120 or 35% of all intakes  
**All other intakes:** 224 or 65% of all intakes

(All other intakes = reported not 1<sup>st</sup> time homeless, or unknown)