

City of Portland
Health & Human Services Department
Social Services Division

PORTLAND HOMELESS SHELTERS

Total Number of Individuals Residing in Shelters per Night:

	June 2008	June 2009
ADOLESCENTS	8 Individuals	10 Individuals
ADULTS	219 Individuals	227 Individuals
FAMILIES	65 Individuals Average 26 Families	62 Individuals Average 25 Families
Total	292 Individuals	299 Individuals

30 Days in the Month of June

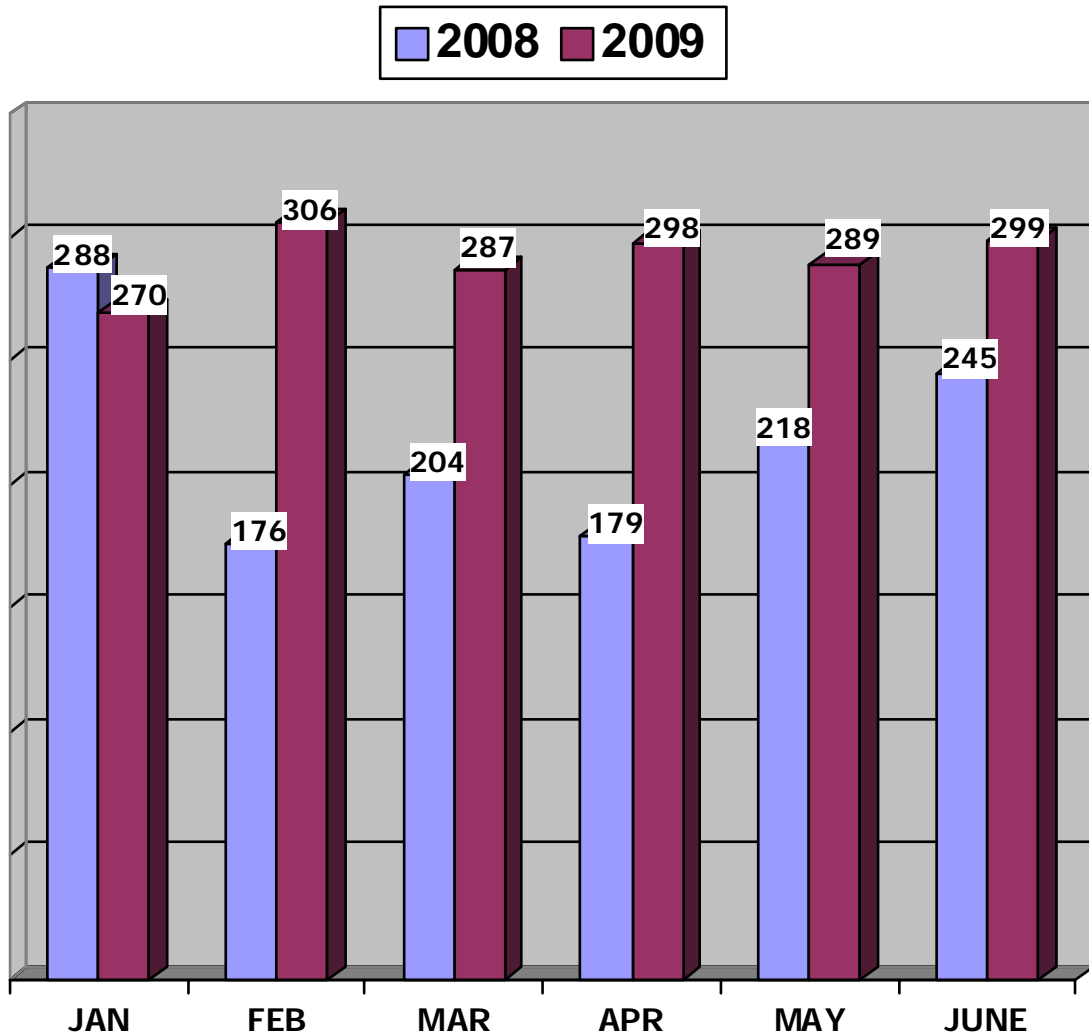
This information is also posted on the City of Portland's website each month.

To view this information, please go to

<http://www.portlandmaine.gov/hhs/ssesac.asp>

Prepared by:
City of Portland
Health & Human Services Department
Social Services Division

JUNE 2009
 ADOLESCENT BEDS USED
 PREBLE STREET LIGHT HOUSE SHELTER



	Jan	Feb	March	April	May	June
2008	288	176	204	179	218	245
2009	270	306	287	298	289	299
Percent	-6%	42%	29%	40%	25%	18%

PREBLE STREET
 Lighthouse Shelter 16 Beds

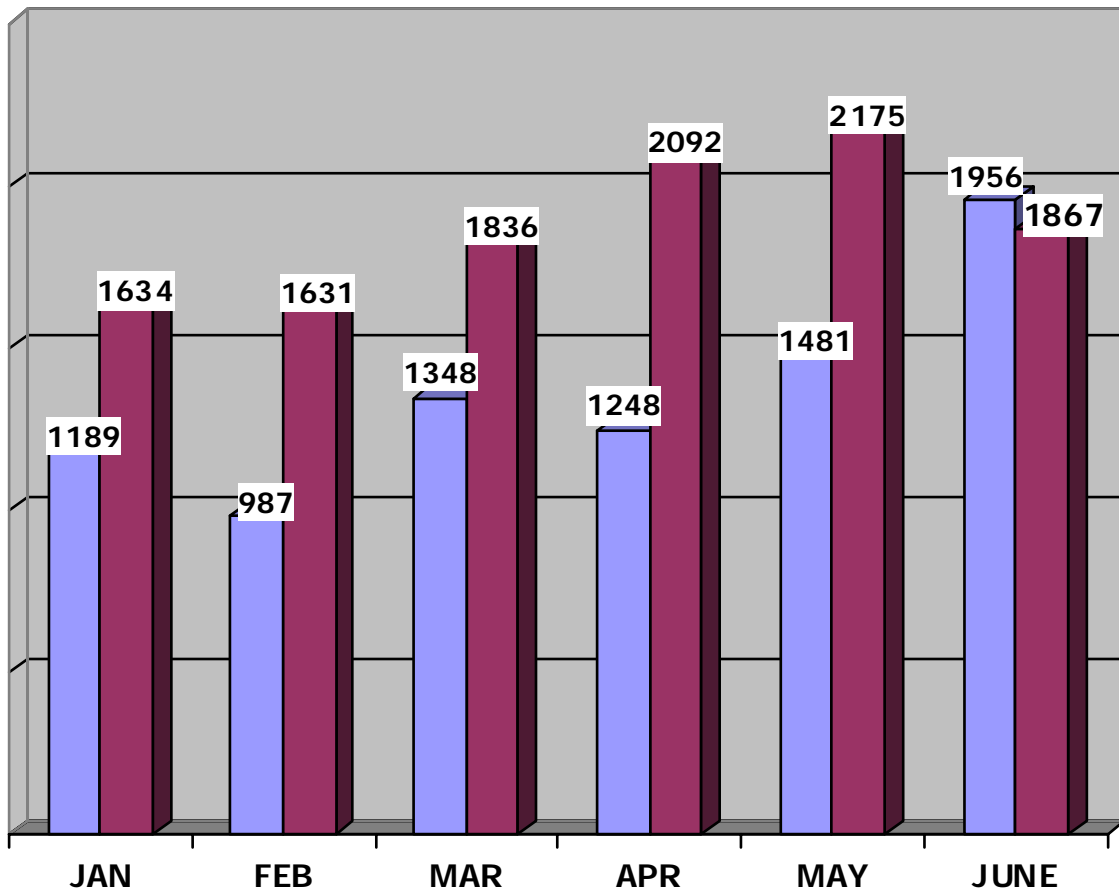
*** EXPERIENCING HOMELESSNESS FOR THE 1ST TIME 4**
 (*BASED ON SELF-REPORTING)

JUNE 2009
 ADOLESCENT SHELTER STATISTICS
 PREBLE STREET LIGHT HOUSE SHELTER

Day of Month	Preble Street	Beds Available
	16	16
1	6	10
2	8	8
3	10	6
4	9	7
5	9	7
6	9	7
7	10	6
8	10	6
9	11	5
10	10	6
11	11	5
12	6	10
13	6	10
14	7	9
15	8	8
16	9	7
17	10	6
18	7	9
19	8	8
20	10	6
21	12	4
22	11	5
23	14	2
24	13	3
25	14	2
26	9	7
27	11	5
28	11	5
29	15	1
30	15	1
Totals	299	181
Ave/Night	10	6

JUNE 2009
FAMILY BEDS USED

2008 2009



	Jan	Feb	March	APR	MAY	JUNE
2008	1189	987	1348	1248	1481	1956
2009	1634	1631	1836	2092	2175	1867
Percent	27%	39%	27%	40%	32%	-5%

HEALTH & HUMAN SERVICES DEPARTMENT
SOCIAL SERVICES DIVISION

Family Shelter 77 Beds

FAMILY CRISIS SHELTER 14 Beds

MAPS SHELTER SERVICES 10 Beds

EMERGENCY SHELTER
General Assistance

JUNE 2009
FAMILY SHELTER STATISTICS

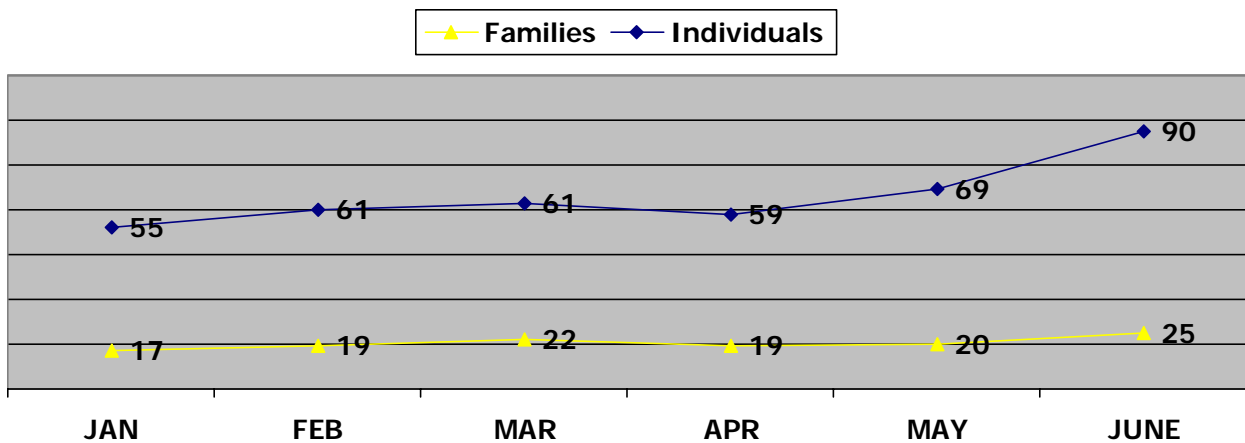
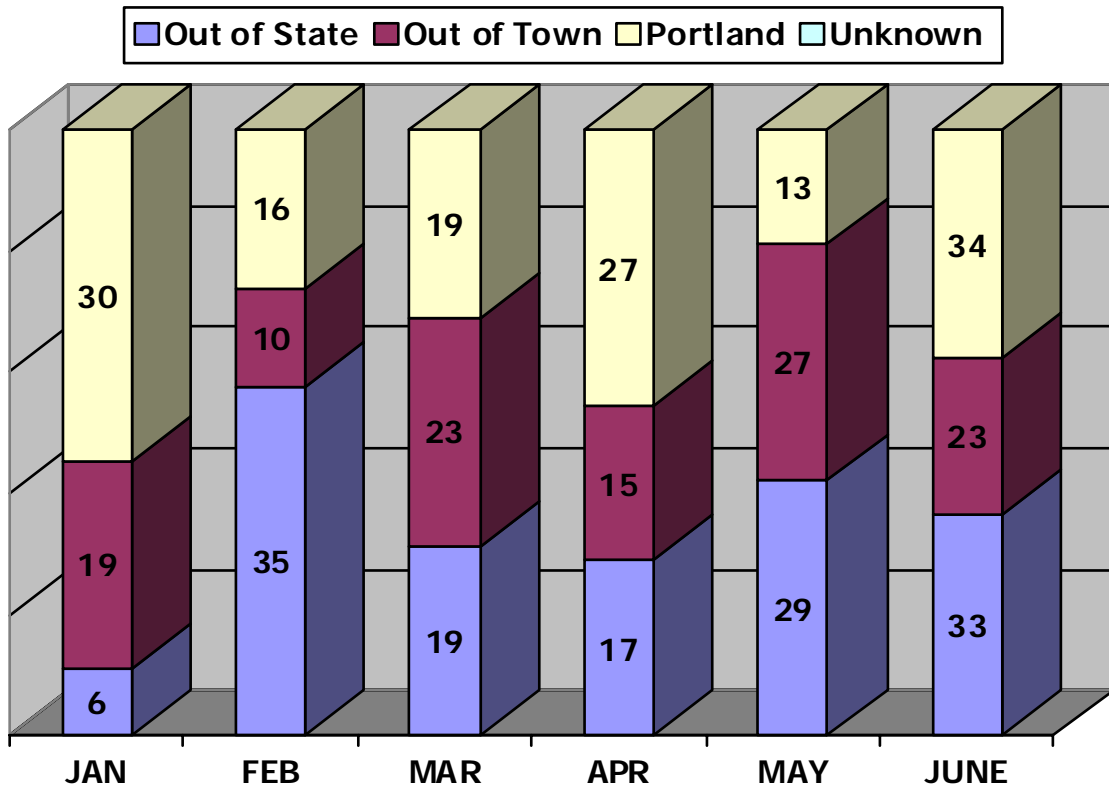
Day of Month	City* (# Families)	City Used	Family Crisis	MAPS Shelter	GA Hotels	Beds Used Per Night	Beds Available
	17	77	14	10			101
1	14	50	4	5	0	59	42
2	15	52	5	5	0	62	39
3	17	57	5	5	0	67	34
4	16	54	5	5	0	64	37
5	15	52	5	4	0	61	40
6	15	52	5	4	0	61	40
7	15	52	5	4	0	61	40
8	15	52	5	4	0	61	40
9	16	54	5	3	0	62	39
10	16	55	7	2	0	64	37
11	18	64	7	2	0	73	28
12	15	57	7	2	0	66	35
13	15	57	7	2	0	66	35
14	16	61	7	2	0	70	31
15	14	58	7	2	0	67	34
16	13	56	8	3	0	67	34
17	12	53	8	3	0	64	37
18	12	53	9	3	0	65	36
19	12	50	7	3	0	60	41
20	12	50	7	3	0	60	41
21	12	50	7	3	0	60	41
22	14	59	9	3	0	71	30
23	13	54	9	3	0	66	35
24	12	51	9	3	0	63	38
25	11	44	5	3	0	52	49
26	9	38	5	3	0	46	55
27	10	41	5	3	0	49	52
28	11	44	5	3	0	52	49
29	13	52	5	3	0	60	41
30	15	59	5	4	0	68	33
Totals	413	1581	189	97	0	1867	1163
Ave/Night	14	53	6	3	0	62	39

CITY OF PORTLAND
 Health & Human Services Department
 Social Services Division

Family Shelter

JUNE 2009
 Intake Statistics

Total Number of Individuals



Intake statistic or new arrival is defined as an individual that has not stayed at the Shelter for a period of three (3) months/90-days or longer.

CITY OF PORTLAND
Health & Human Services Department
Social Services Division
Family Shelter
INDIVIDUALS

JUNE 2009

MAINE TOWNS

	Families / Individuals
Bath	1 / 3
Bangor	1 / 3
Biddeford	1 / 2
Brunswick	1 / 2
Gray	1 / 3
Limington	1 / 2
South Portland	1 / 3
Windham	1 / 5

OUT-OF-STATE

	Families / Individuals
Connecticut	1 / 3
Georgia	1 / 4
Kentucky	3 / 13
Missouri	1 / 5
Minnesota	1 / 5
Nevada	1 / 3

Maine Towns **8** Families
for a total of **23** individuals

Out-of-State **8** Families
for a total of **33** individuals

Portland **9** families
for a total of **34** individuals

TOTAL INTAKES 25
families for a total of 90
individuals

TOTAL NUMBER OF CLIENTS PLACED IN HOUSING
TOTAL NUMBER OF CLIENTS THAT RETURNED

16Families / 61 Individuals
0

***EXPERIENCING HOMELESSNESS FOR THE 1ST TIME**
(*BASED ON SELF-REPORTING)

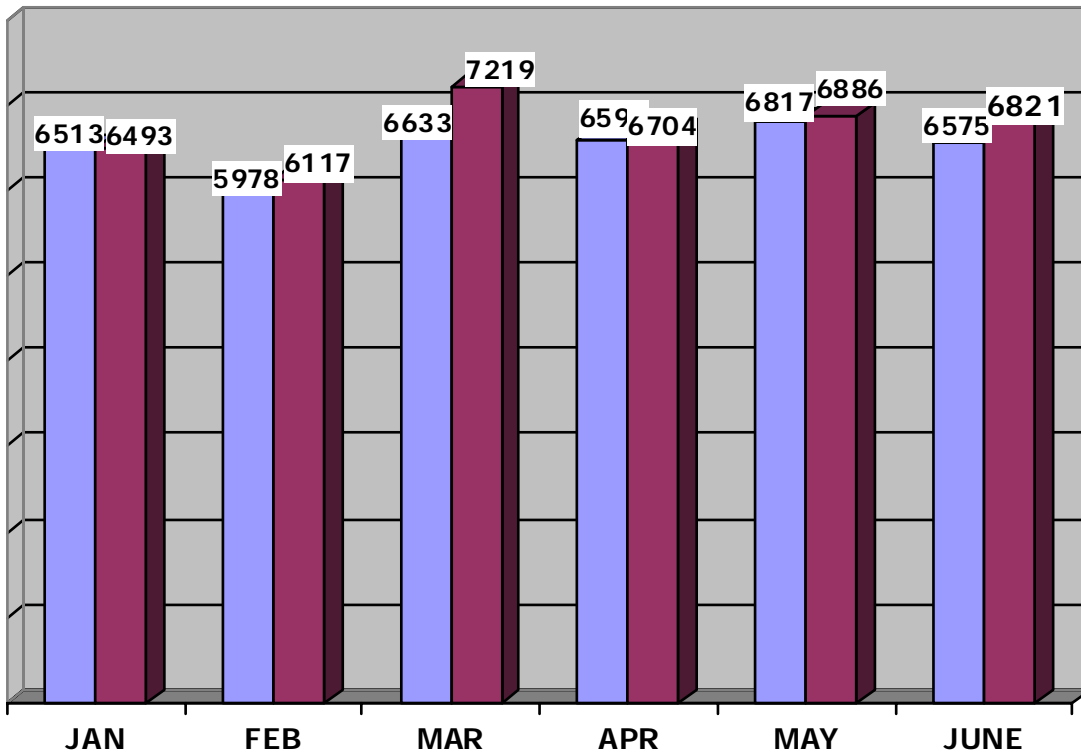
13 Families / 48 Individuals

*Refugees experiencing homelessness for the 1st time

6 Families / 26 Individuals

JUNE 2009 ADULT SHELTER STATISTICS

2008
 2009



	JAN	FEB	MAR	APR	MAY	JUNE
	Jan	Feb	March	April	May	June
2008	6513	5978	6633	6599	6817	6575
2009	6493	6117	7219	6704	6886	6821
Percent	< -1%	2%	8%	2%	1%	4%

MILESTONE FOUNDATION
Substance Abuse Shelter 41 Beds

HEALTH & HUMAN SERVICES DEPARTMENT
SOCIAL SERVICES DIVISION
Oxford Street Shelter for Men 129 Beds

PREBLE STREET
Women's Shelter 45 Beds

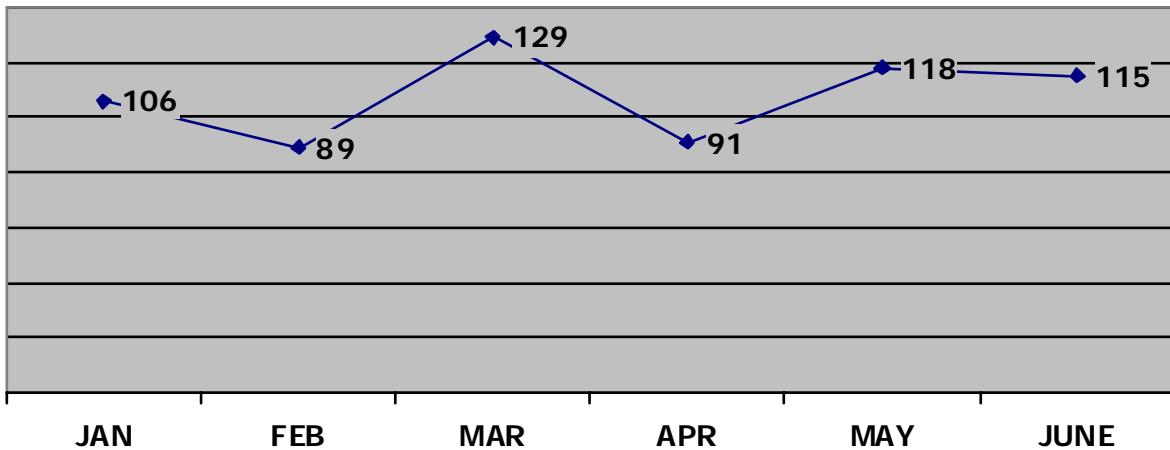
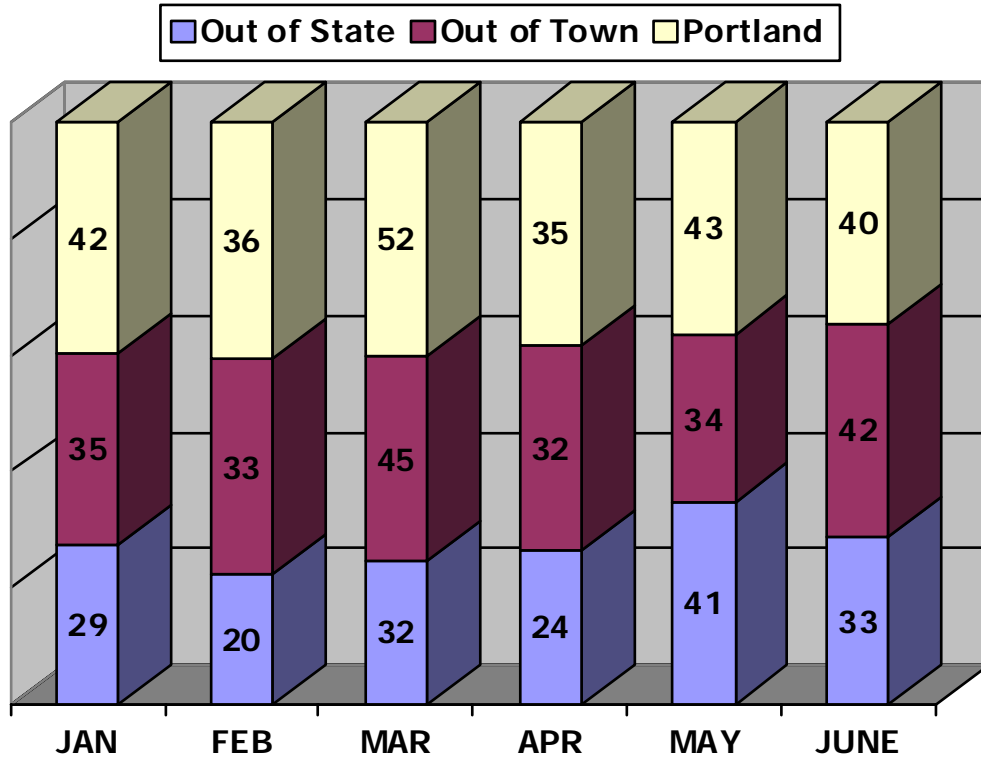
JUNE 2009
ADULT SHELTER STATISTICS

Day of Month	Milestone	Oxford St	PS Women's Shelter	Beds Used per Night
	41	129	45	
1	37	127	48	212
2	39	133	46	218
3	36	130	48	214
4	35	141	51	227
5	36	131	46	213
6	32	134	48	214
7	36	136	51	223
8	39	141	57	237
9	44	143	53	240
10	40	145	56	241
11	38	140	45	223
12	34	130	46	210
13	35	141	48	224
14	39	147	46	232
15	38	150	52	240
16	30	142	50	222
17	39	148	52	239
18	37	138	51	226
19	38	143	50	231
20	34	128	45	207
21	41	142	49	232
22	42	146	50	238
23	41	149	51	241
24	41	140	49	230
25	41	137	44	222
26	47	140	43	230
27	36	147	48	231
28	43	148	45	236
29	42	146	52	240
30	35	146	47	228
TOTAL	1145	4209	1467	6821
Ave/Night	38	140	49	227

CITY OF PORTLAND
 Health & Human Services Department
 Social Services Division

Oxford Street Shelter

JUNE 2009
 Intake Statistics



Intake statistic or new arrival is defined as an individual that has not stayed at the Shelter for a period of three (3) months/90-days or longer.

CITY OF PORTLAND
 Health & Human Services Department
 Social Services Division
Oxford Street Shelter for Men

JUNE 2009

MAINE TOWN		OUT-OF-STATE			
Auburn	1	Arkansas	1		
Augusta	2	California	2		
Bangor	1	Florida	5		
Bath	2	Indiana	2		
Belfast	1	Manilla	1		
Biddeford	1	Massachusetts	2		
Boothbay Harbor	1	Maryland	1		
Bridgton	1	Nevada	1		
Buxton	1	New Hampshire	3		
Cape Elizabeth	2	New Jersey	1		
Eliot	1	New York	2		
Freeport	1	Oregon	2		
LeBrun	1	Pennsylvania	1		
Lewiston	3	Philippines	1		
Limington	1	Puerto Rico	1		
Lisbon Falls	1	Rhode Island	2		
Lyman	1	Texas	2		
N. Bridgton	1	Vermont	2		
Naples	1	Washington	2		
Old Orchard Beach	4				
Otisfield	1				
Pemaquid	1				
Saco	1				
Sanford	1				
Scarborough	2				
South Portland	3				
Standish	1				
Vanceboro	1				
Westbrook	2				
Wilton	1				
Maine Towns	42	Out-of-State	33	Portland	40
				TOTAL INTAKES	115

TOTAL NUMBER OF MEN SERVED (Unduplicated Clients) 377

TOTAL NUMBER OF CLIENTS PLACED IN HOUSING 52

TOTAL NUMBER OF CLIENTS THAT RETURNED 3

TOTAL NUMBER OF CLIENTS PLACED AT THE YMCA 0

***INTAKES EXPERIENCING HOMELESSNESS FOR THE 1ST TIME 16**

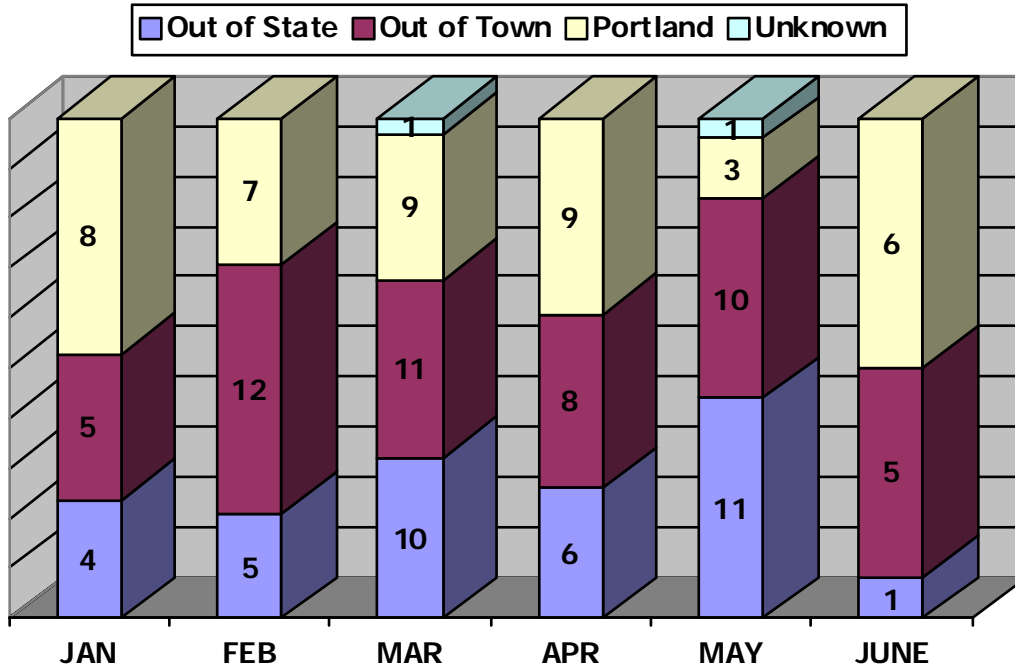
(*BASED ON SELF-REPORTING)

PREBLE STREET

Preble Street Women's Shelter

JUNE 2009

Intake Statistics



MAINE TOWNS

Biddeford 2
 Old Orchard Beach 1
 Lewiston 1
 York 1

OUT-OF-STATE

Massachusetts 1

Maine Towns 5
 Unknown 0

Out-of-State 1

Portland 6

TOTAL INTAKES: 12

TOTAL NUMBER OF WOMEN SERVED (Unduplicated Clients) 105

TOTAL NUMBER OF WOMEN PLACED IN HOUSING 9

TOTAL NUMBER OF WOMEN THAT RETURNED 5

***INTAKES EXPERIENCING HOMELESSNESS FOR THE 1ST TIME 4**
 (*BASED ON SELF-REPORTING)