

City of Portland
Health & Human Services Department
Social Services Division

PORTLAND HOMELESS SHELTERS

Total Number of Individuals Residing in Shelters per Night:

	May 2008	May 2009
ADOLESCENTS	7 Individuals	9 Individuals
ADULTS	220 Individuals	222 Individuals
FAMILIES	48 Individuals Average 19 Families	70 Individuals Average 28 Families
Total	275 Individuals	301 Individuals

31 Days in the Month of May

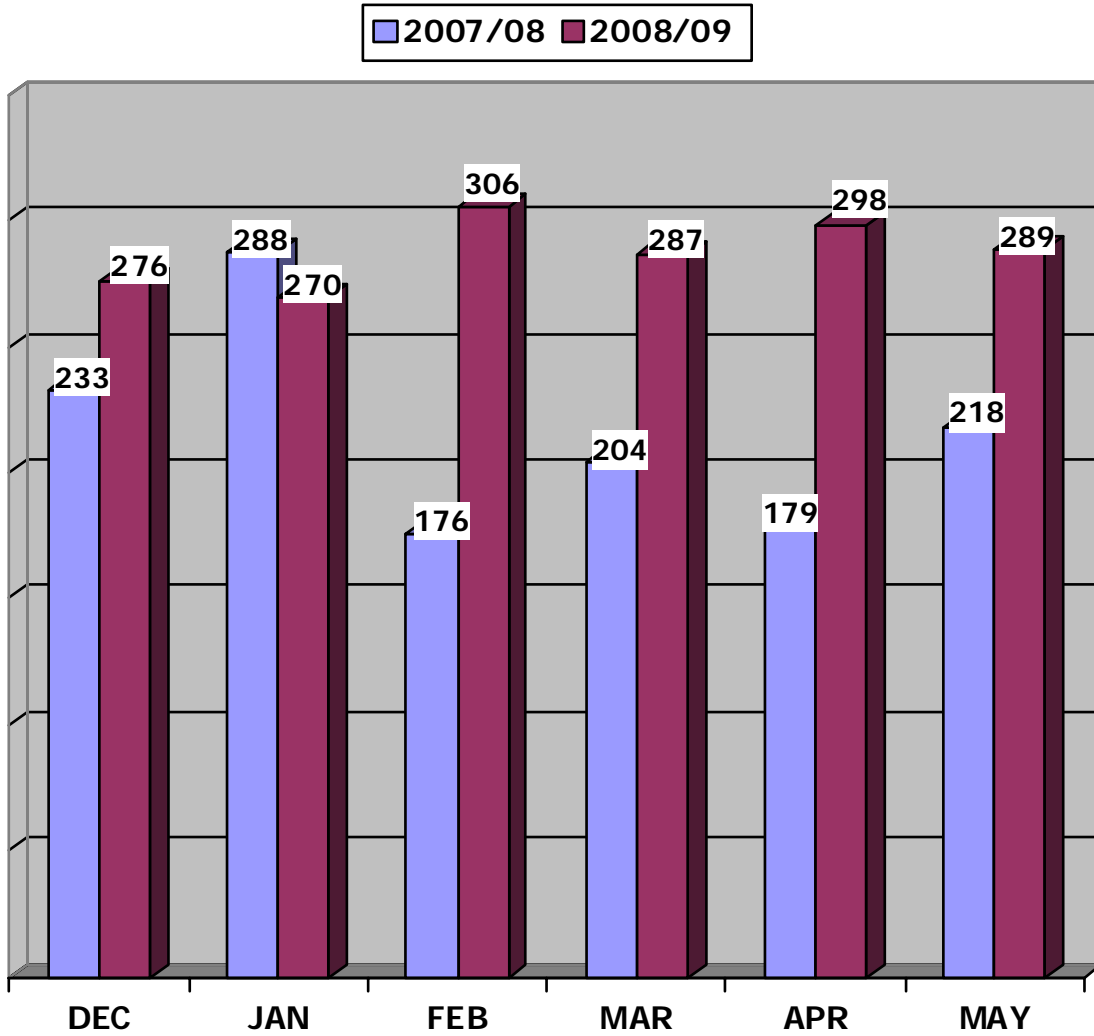
This information is also posted on the City of Portland's website each month.

To view this information, please go to

<http://www.portlandmaine.gov/hhs/ssesac.asp>

Prepared by:
City of Portland
Health & Human Services Department
Social Services Division

MAY 2009
 ADOLESCENT BEDS USED
 PREBLE STREET LIGHT HOUSE SHELTER



	Dec	Jan	Feb	March	April	May
2007/08	233	288	176	204	179	218
2008/09	276	270	306	287	298	289
Percent	16%	-6%	42%	29%	40%	25%

PREBLE STREET
 Lighthouse Shelter 16 Beds

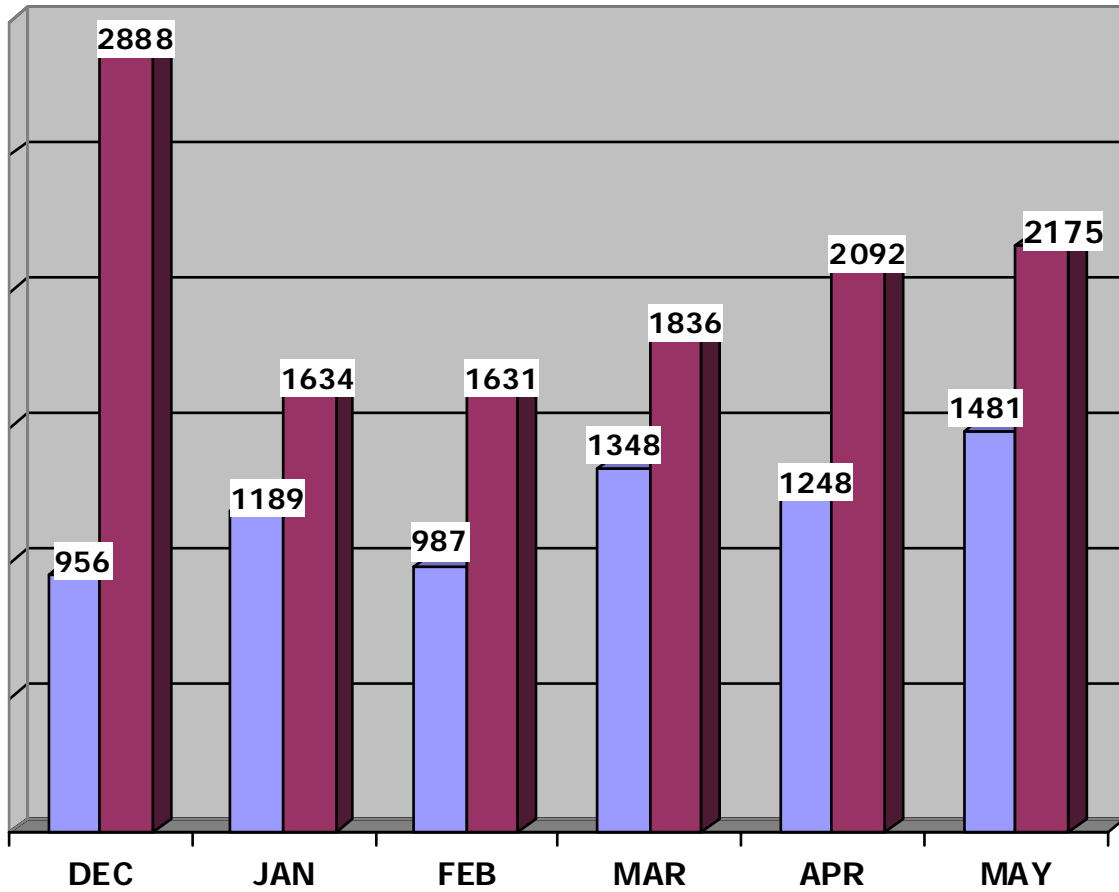
*** EXPERIENCING HOMELESSNESS FOR THE 1ST TIME 3**
 (*BASED ON SELF-REPORTING)

MAY 2009
 ADOLESCENT SHELTER STATISTICS
 PREBLE STREET LIGHT HOUSE SHELTER

Day of Month	Preble Street	Beds Available
	16	16
1	12	4
2	13	3
3	15	1
4	12	4
5	13	3
6	11	5
7	5	11
8	7	9
9	7	9
10	6	10
11	7	9
12	8	8
13	10	6
14	7	9
15	7	9
16	7	9
17	9	7
18	9	7
19	10	6
20	9	7
21	12	4
22	8	8
23	10	6
24	9	7
25	11	5
26	12	4
27	12	4
28	9	7
29	7	9
30	6	10
31	9	7
Totals	289	207
Ave/Night	9	7

MAY 2009
FAMILY BEDS USED

2007/08 2008/09



	Dec	Jan	Feb	March	APR	MAY
2007/08	956	1189	987	1348	1248	1481
2008/09	2888	1634	1631	1836	2092	2175
Percent	67%	27%	39%	27%	40%	32%

HEALTH & HUMAN SERVICES DEPARTMENT
SOCIAL SERVICES DIVISION

Family Shelter 77 Beds

FAMILY CRISIS SHELTER 14 Beds

MAPS SHELTER SERVICES 10 Beds

EMERGENCY SHELTER
General Assistance

MAY 2009
FAMILY SHELTER STATISTICS

Day of Month	City* (# Families)	City Used	Family Crisis	MAPS Shelter	GA Hotels	Beds Used Per Night	Beds Available
	17	77	14	10			101
1	18	57	8	4	0	69	32
2	17	55	8	4	0	67	34
3	18	58	8	4	0	70	31
4	19	61	8	4	0	73	28
5	18	59	8	4	0	71	30
6	19	62	8	4	0	74	27
7	17	58	8	4	0	70	31
8	17	58	5	4	0	67	34
9	17	58	5	3	0	66	35
10	17	58	5	3	0	66	35
11	18	67	5	5	0	77	24
12	18	68	5	5	0	78	23
13	19	70	5	5	0	80	21
14	18	67	5	5	0	77	24
15	18	70	5	5	0	80	21
16	19	73	8	5	0	86	15
17	19	73	8	5	0	86	15
18	19	69	8	5	0	82	19
19	19	69	8	5	0	82	19
20	17	63	8	5	0	76	25
21	16	60	8	4	0	72	29
22	15	49	8	4	0	61	40
23	15	49	9	4	0	62	39
24	15	49	9	3	0	61	40
25	15	49	9	3	0	61	40
26	16	53	6	3	0	62	39
27	15	50	6	4	0	60	41
28	16	52	6	4	0	62	39
29	15	51	4	4	0	59	42
30	15	51	4	4	0	59	42
31	15	51	4	4	0	59	42
Totals	529	1837	209	129	0	2175	956
Ave/Night	17	59	7	4	0	70	31

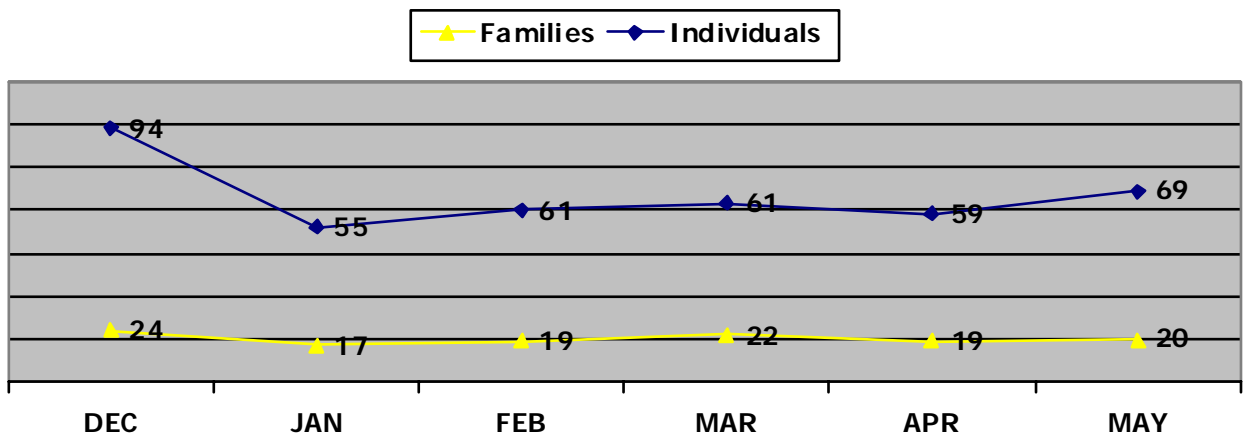
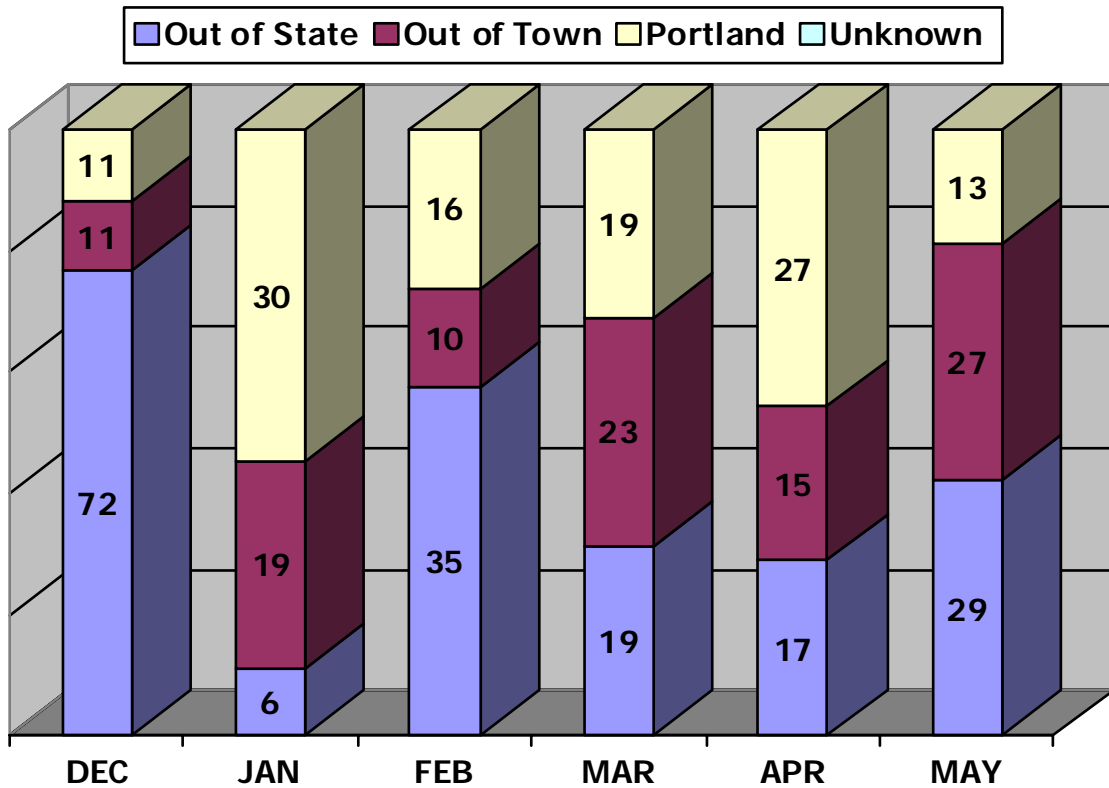
CITY OF PORTLAND
 Health & Human Services Department
 Social Services Division

Family Shelter

MAY 2009

Intake Statistics

Total Number of Individuals



Intake statistic or new arrival is defined as an individual that has not stayed at the Shelter for a period of three (3) months/90-days or longer.

CITY OF PORTLAND
Health & Human Services Department
Social Services Division
Family Shelter
INDIVIDUALS

MAY 2009

MAINE TOWNS

	Families / Individuals
Biddeford	1 / 4
Bridgton	1 / 3
Raymond	1 / 3
Scarborough	1 / 3
South Portland	1 / 3
Westbrook	4 / 11

OUT-OF-STATE

	Families / Individuals
Massachusetts	1 / 3
New York	1 / 3
North Carolina	1 / 4
Rhode Island	1 / 3
Tennessee	1 / 8
Texas	1 / 3
Vermont	1 / 5

Maine Towns **9** Families
for a total of **27** individuals

Out-of-State **7** Families
for a total of **29** individuals

Portland **4** families
for a total of **13** individuals

TOTAL INTAKES 20
families for a total of 69
individuals

TOTAL NUMBER OF CLIENTS PLACED IN HOUSING
TOTAL NUMBER OF CLIENTS THAT RETURNED

14 Families / 46 Individuals
0

***EXPERIENCING HOMELESSNESS FOR THE 1ST TIME**
(*BASED ON SELF-REPORTING)

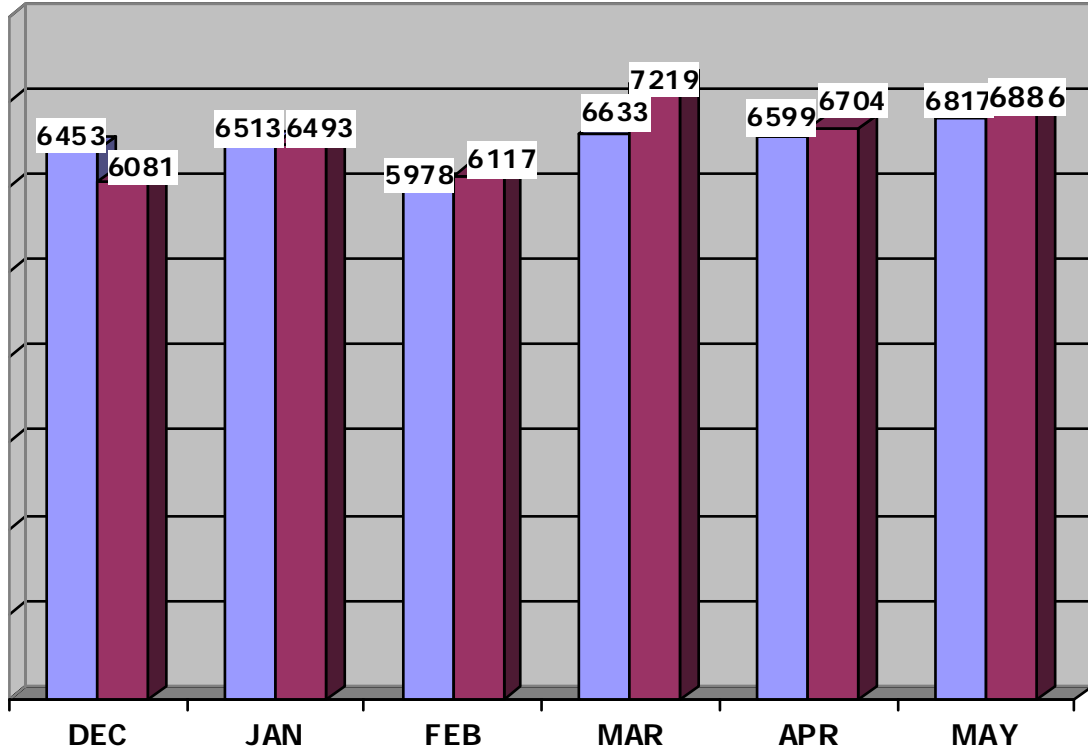
8 Families / 32 Individuals

Reasons for first time experiencing homelessness:

Eviction	1 family
Family Conflict	2 families
Relocation to Area	5 families (4 families are Refugees from out of state)

MAY 2009
ADULT SHELTER
STATISTICS

2007/08 2008/09



	Dec	Jan	Feb	March	April	May
2007/08	6453	6513	5978	6633	6599	6817
2008/09	6081	6493	6117	7219	6704	6886
Percent	-6%	< -1%	2%	8%	2%	1%

MILESTONE FOUNDATION
Substance Abuse Shelter 41 Beds

HEALTH & HUMAN SERVICES DEPARTMENT
SOCIAL SERVICES DIVISION
Oxford Street Shelter for Men 129 Beds

PREBLE STREET
Women's Shelter 45 Beds

MAY 2009
ADULT SHELTER STATISTICS

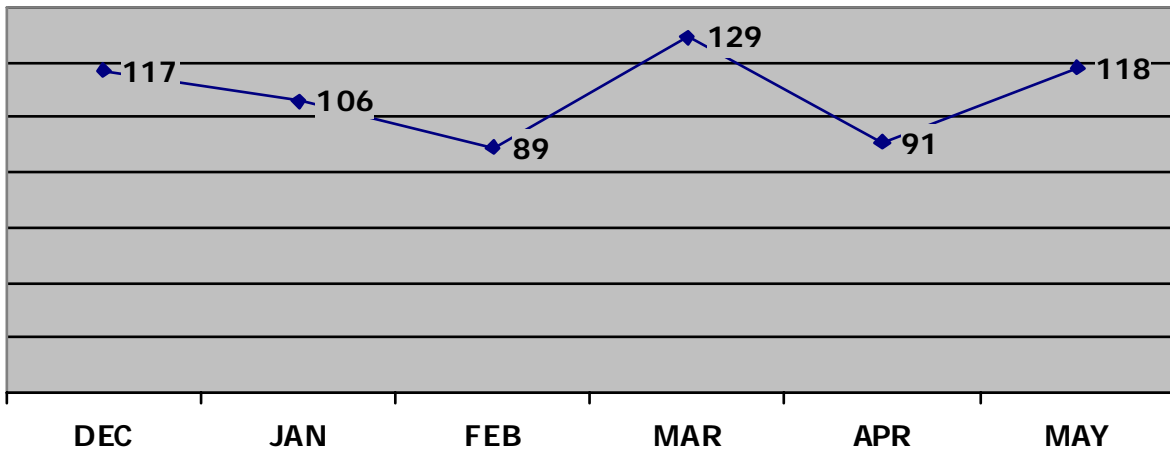
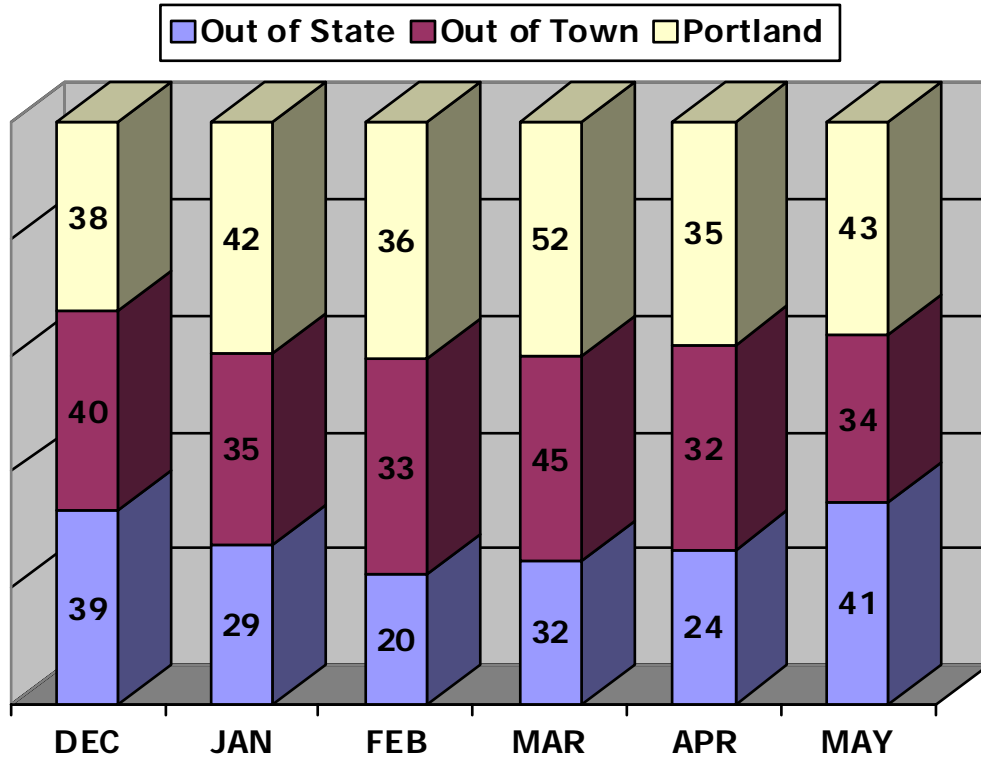
Day of Month	Milestone	Oxford St	PS Women's Shelter	Beds Used per Night
	41	129	45	
1	48	114	41	203
2	41	109	36	186
3	36	119	45	200
4	45	130	50	225
5	51	138	48	237
6	37	131	51	219
7	46	121	50	217
8	44	127	49	220
9	43	126	46	215
10	45	128	48	221
11	39	143	49	231
12	43	134	47	224
13	47	140	48	235
14	51	140	49	240
15	34	144	45	223
16	37	146	51	234
17	37	140	57	234
18	42	140	49	231
19	37	144	55	236
20	38	136	55	229
21	36	140	55	231
22	38	122	51	211
23	32	122	48	202
24	38	104	49	191
25	42	129	53	224
26	36	132	52	220
27	48	153	57	258
28	44	143	54	241
29	36	129	52	217
30	28	136	49	213
31	40	132	46	218
TOTAL	1259	4092	1535	6886
Ave/Night	41	132	50	222

CITY OF PORTLAND
 Health & Human Services Department
 Social Services Division

Oxford Street Shelter

MAY 2009

Intake Statistics



Intake statistic or new arrival is defined as an individual that has not stayed at the Shelter for a period of three (3) months/90-days or longer.

CITY OF PORTLAND
 Health & Human Services Department
 Social Services Division
Oxford Street Shelter for Men

MAY 2009

MAINE TOWN		OUT-OF-STATE			
Auburn	2	Arizona	1		
Augusta	1	Arkansas	1		
Bangor	2	California	1		
Bar Harbor	1	Colorado	1		
Bridgton	1	Connecticut	1		
Cape Elizabeth	1	Florida	4		
Casco	1	Georgia	1		
Gardner	1	Indiana	1		
Lewiston	3	Iowa	1		
Madison	1	Kentucky	2		
Old Orchard Beach	1	Massachusetts	6		
Owls Head	1	Maryland	1		
Oxford	1	New Hampshire	5		
Rockland	1	New York	4		
Rumford	1	North Carolina	1		
Sanford	2	Ohio	1		
Scarborough	1	South Carolina	1		
South China	1	Tennessee	1		
South Portland	2	Texas	2		
Warren	1	Vermont	1		
Waterville	1	Washington	3		
Westbrook	3	West Virginia	1		
Windham	3				
Yarmouth	1				
Maine Towns	34	Out-of-State	41	Portland	43
				TOTAL INTAKES	118

TOTAL NUMBER OF MEN SERVED (Unduplicated Clients) 377

TOTAL NUMBER OF CLIENTS PLACED IN HOUSING 52

TOTAL NUMBER OF CLIENTS THAT RETURNED 8

TOTAL NUMBER OF CLIENTS PLACED AT THE YMCA 3

***INTAKES EXPERIENCING HOMELESSNESS FOR THE 1ST TIME 11**

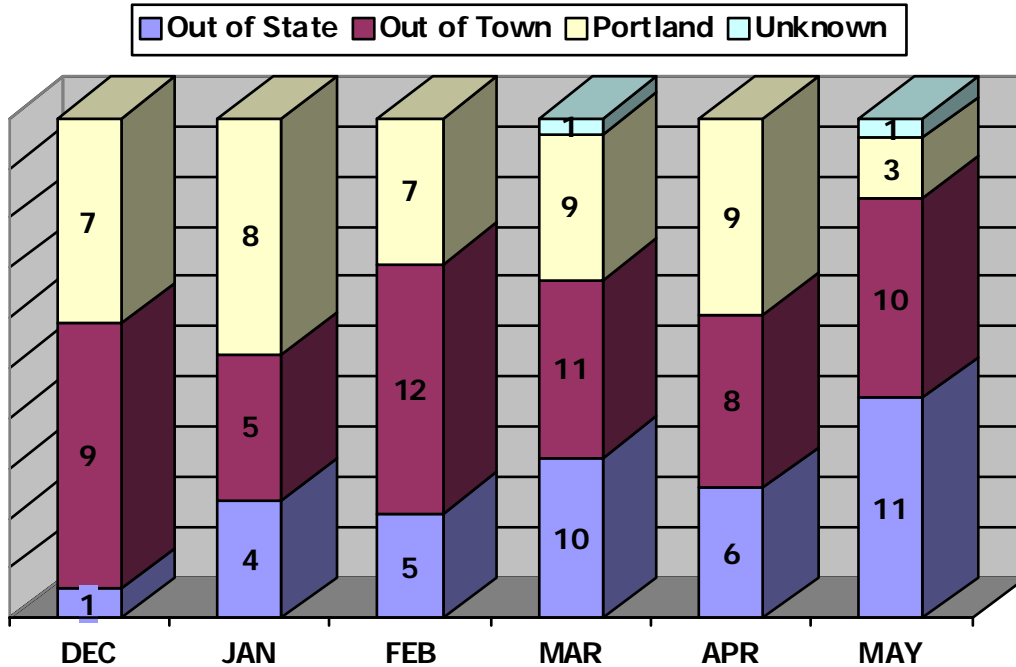
(*BASED ON SELF-REPORTING)

PREBLE STREET

Preble Street Women's Shelter

MAY 2009

Intake Statistics



MAINE TOWNS

Buxton	1
Casco	2
Greenville	1
North Waterboro	1
Rockland	1
Sanford	1
South Portland	1
Standish	1
Westbrook	1

OUT-OF-STATE

Arizona	1
Colorado	1
Florida	2
Georgia	1
Idaho	1
Iowa	1
New Hampshire	2
New York	1
North Carolina	1

Maine Towns 10
Unknown 1

Out-of-State 11 Portland 3

TOTAL INTAKES: 25

TOTAL NUMBER OF WOMEN SERVED (Unduplicated Clients) 105

TOTAL NUMBER OF WOMEN PLACED IN HOUSING 9

TOTAL NUMBER OF WOMEN THAT RETURNED 3

*** INTAKES EXPERIENCING HOMELESSNESS FOR THE 1ST TIME 9**
(*BASED ON SELF-REPORTING)