

City of Portland
Health & Human Services Department
Social Services Division

PORTLAND HOMELESS SHELTERS

Total Number of Individuals Residing in Shelters per Night:

	February 2008	February 2009
ADOLESCENTS	6 Individuals	11 Individuals
ADULTS	206 Individuals	219 Individuals
FAMILIES	32 Individuals Average 13 Families	42 Individuals Average 17 Families
Total	244 Individuals	272 Individuals

28 Days in the Month of February

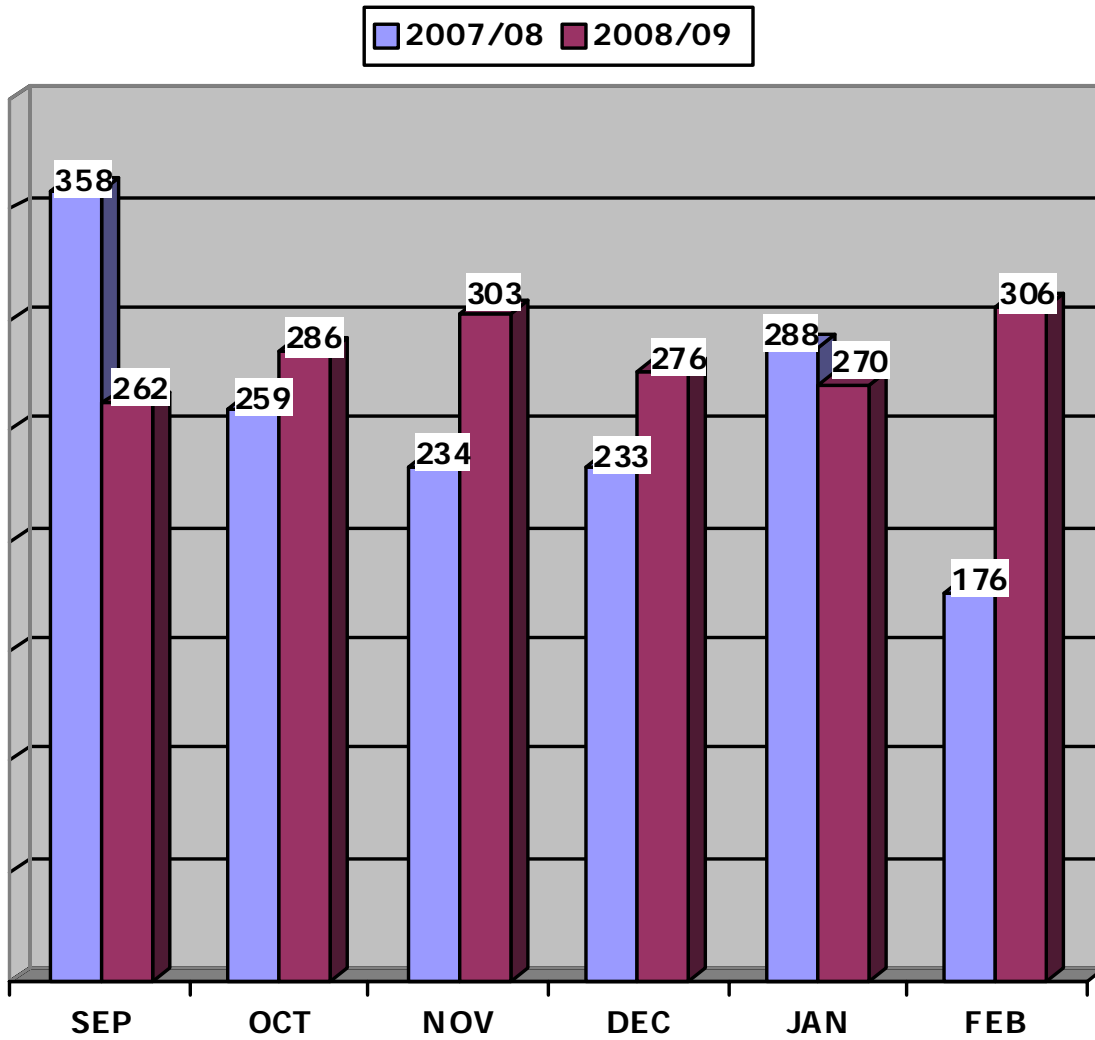
This information is also posted on the City of Portland's website each month.

To view this information, please go to

<http://www.portlandmaine.gov/hhs/ssesac.asp>

Prepared by:
City of Portland
Health & Human Services Department
Social Services Division

FEBRUARY 2009
 ADOLESCENT BEDS USED
 PREBLE STREET LIGHT HOUSE SHELTER



	Sep	Oct	Nov	Dec	Jan	Feb
2007/08	358	259	234	233	288	176
2008/09	262	286	303	276	270	306
Percent	-27%	9%	23%	16%	-6%	42%

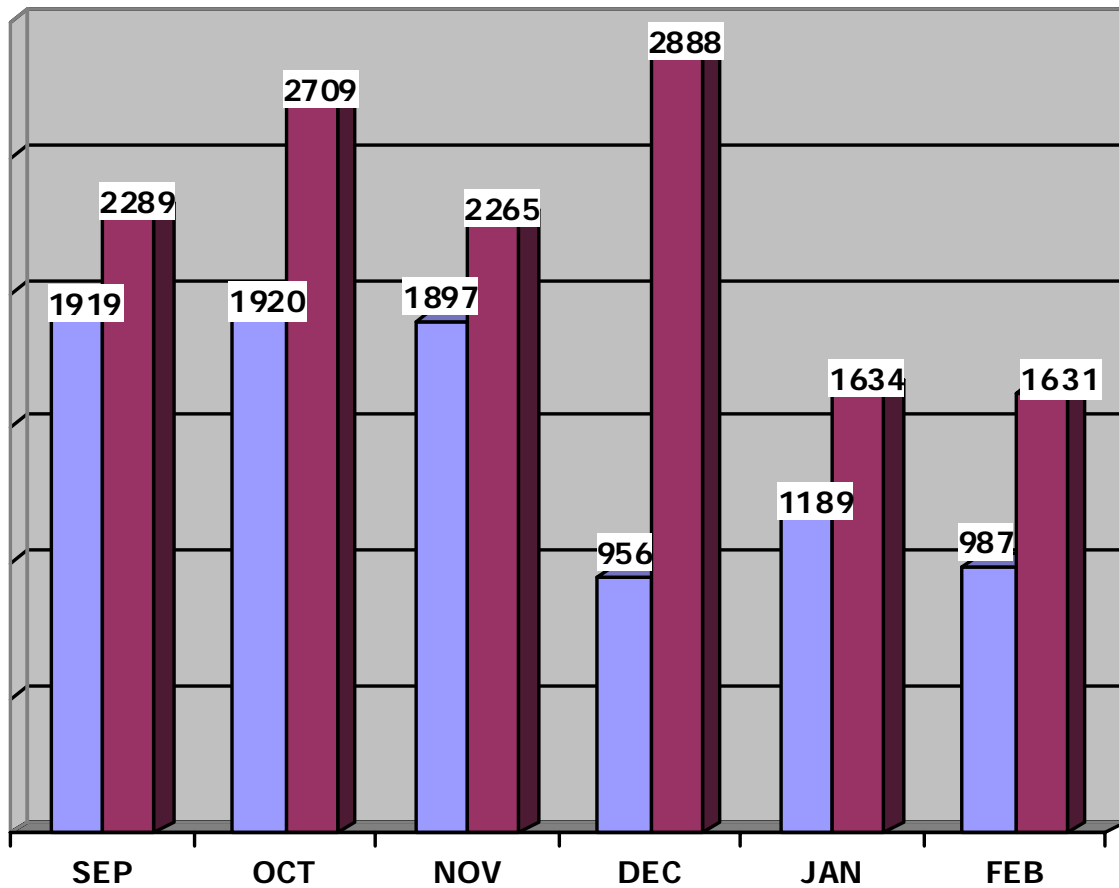
PREBLE STREET
 Lighthouse Shelter 16 Beds

FEBRUARY 2009
 ADOLESCENT SHELTER STATISTICS
 PREBLE STREET LIGHT HOUSE SHELTER

Day of Month	Preble Street	Beds Available
	16	16
1	7	9
2	6	10
3	8	8
4	10	6
5	11	5
6	12	4
7	11	5
8	11	5
9	11	5
10	13	3
11	11	5
12	13	3
13	12	4
14	14	2
15	14	2
16	13	3
17	10	6
18	12	4
19	11	5
20	12	4
21	10	6
22	11	5
23	11	5
24	12	4
25	12	4
26	11	5
27	9	7
28	8	8
Totals	306	142
Ave/Night	11	5

FEBRUARY 2009
FAMILY BEDS USED

2007/08 2008/09



	Sep	Oct	Nov	Dec	Jan	Feb
2007/08	1919	1920	1897	956	1189	987
2008/09	2289	2709	2265	2888	1634	1631
Percent	16%	29%	16%	67%	27%	39%

HEALTH & HUMAN SERVICES DEPARTMENT
SOCIAL SERVICES DIVISION

Family Shelter 77 Beds

FAMILY CRISIS SHELTER 14 Beds

MAPS SHELTER SERVICES 10 Beds

EMERGENCY SHELTER
General Assistance

FEBRUARY 2009
FAMILY SHELTER STATISTICS

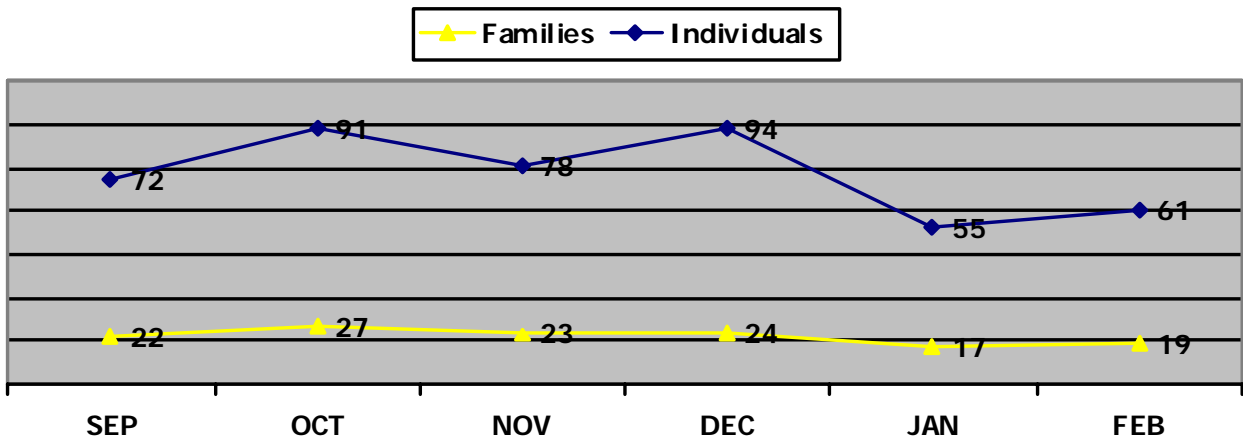
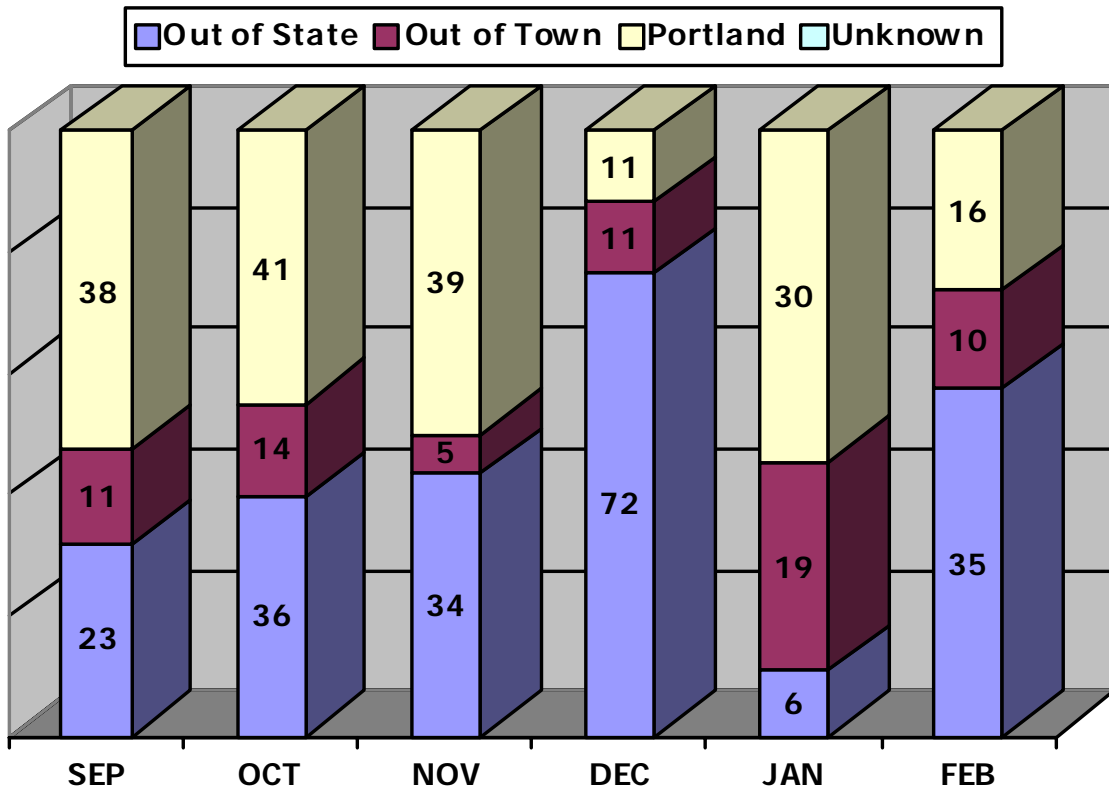
Day of Month	City* (# Families)	City Used	Family Crisis	MAPS Shelter	GA Hotels	Beds Used Per Night	Beds Available
	17	77	14	10			101
1	9	27	4	14	0	45	56
2	11	37	4	14	0	55	46
3	11	37	4	14	0	55	46
4	11	34	4	14	0	52	49
5	11	34	6	14	0	54	47
6	10	31	6	14	0	51	50
7	11	34	6	14	0	54	47
8	11	34	6	14	0	54	47
9	11	34	6	14	0	54	47
10	14	50	6	13	0	69	32
11	15	53	5	13	0	71	30
12	14	51	6	13	0	70	31
13	15	53	3	13	0	69	32
14	14	50	3	12	0	65	36
15	14	50	3	12	0	65	36
16	14	50	3	12	0	65	36
17	15	52	3	14	0	69	32
18	14	50	3	11	0	64	37
19	14	50	3	13	0	66	35
20	10	39	4	13	0	56	45
21	11	43	4	11	0	58	43
22	11	40	4	11	0	55	46
23	12	42	4	11	0	57	44
24	12	42	3	11	0	56	45
25	12	41	3	11	0	55	46
26	12	41	3	11	0	55	46
27	10	34	1	11	0	46	55
28	10	34	1	11	0	46	55
Totals	339	1167	111	353	0	1631	1197
Ave/Night	12	42	4	13	0	58	43

CITY OF PORTLAND
 Health & Human Services Department
 Social Services Division

Family Shelter

FEBRUARY 2009
 Intake Statistics

Total Number of Individuals



Intake statistic or new arrival is defined as an individual that has not stayed at the Shelter for a period of three (3) months/90-days or longer.

CITY OF PORTLAND
Health & Human Services Department
Social Services Division
Family Shelter
INDIVIDUALS

FEBRUARY 2009

MAINE TOWNS

	Families / Individuals
Biddeford	1 / 3
Gray	1 / 3
Springvale	1 / 2
Westbrook	1 / 2

OUT-OF-STATE

	Families / Individuals
Connecticut	1 / 3
Georgia	4 / 18
Maryland	1 / 4
Massachusetts	1 / 2
Tennessee	1 / 8

Maine Towns **4** Families
for a total of **10** individuals

Out-of-State **8** Families
for a total of **35** individuals

Portland **7** families
for a total of **16** individuals

TOTAL INTAKES

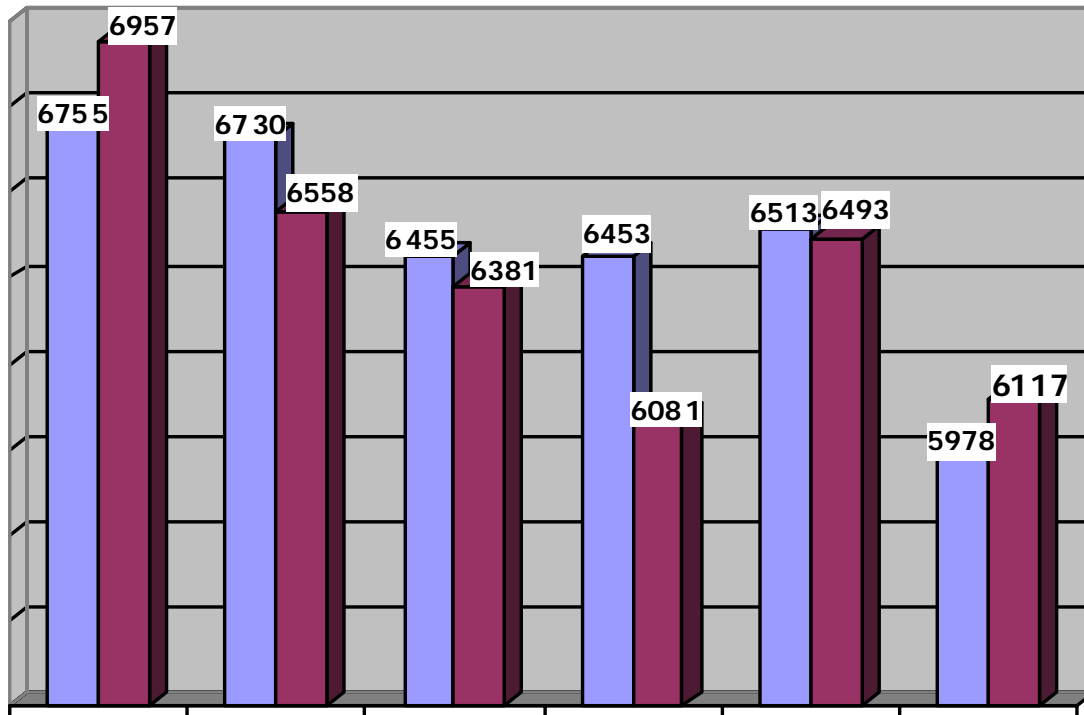
***19 families for a total of
61 individuals***

TOTAL NUMBER OF CLIENTS PLACED IN HOUSING
TOTAL NUMBER OF CLIENTS THAT RETURNED

12 Families / 31 Individuals
0

FEBRUARY 2009
ADULT SHELTER
STATISTICS

2007/08 2008/09



	SEP	OCT	NOV	DEC	JAN	FEB
	Sep	Oct	Nov	Dec	Jan	Feb
2007/08	6755	6730	6455	6453	6513	5978
2008/09	6957	6558	6381	6081	6493	6117
Percent	3%	-3%	-1%	-6%	< -1%	2%

MILESTONE FOUNDATION
Substance Abuse Shelter 41 Beds

HEALTH & HUMAN SERVICES DEPARTMENT
SOCIAL SERVICES DIVISION
Oxford Street Shelter for Men 129 Beds

PREBLE STREET
Women's Shelter 45 Beds

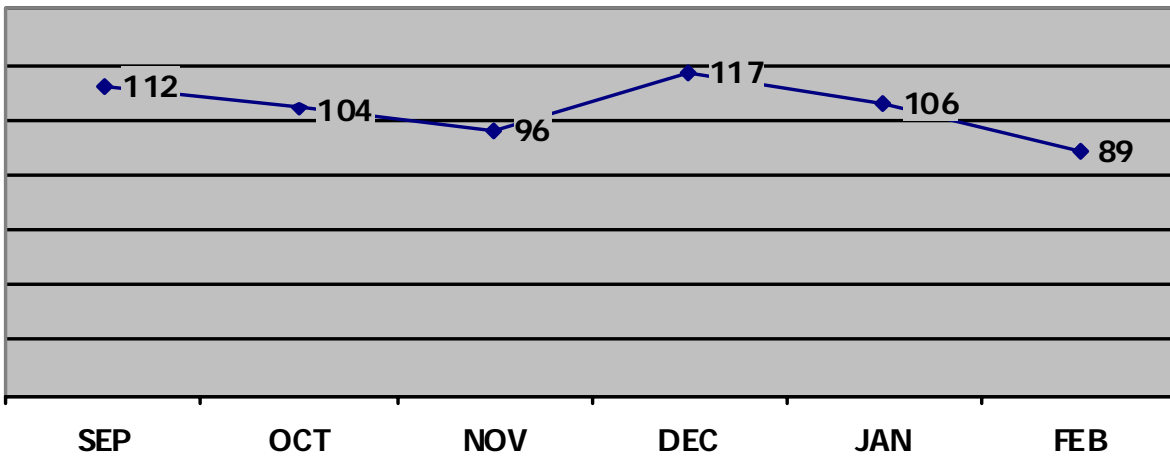
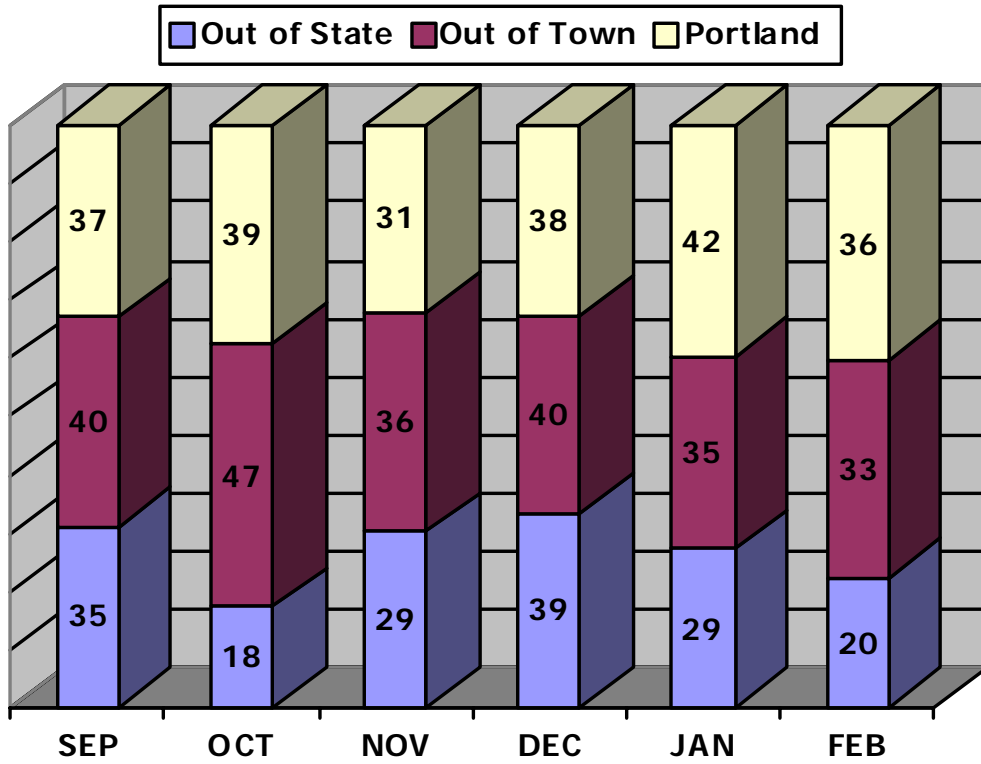
FEBRUARY 2009
ADULT SHELTER STATISTICS

Day of Month	Milestone	Oxford St	PS Women's Shelter	Beds Used per Night
	41	129	45	
1	35	121	36	192
2	40	128	41	209
3	41	121	44	206
4	45	126	40	211
5	38	130	43	211
6	39	130	39	208
7	39	136	39	214
8	46	140	45	231
9	44	141	47	232
10	41	129	45	215
11	43	138	46	227
12	42	129	45	216
13	39	131	42	212
14	44	128	40	212
15	40	134	41	215
16	44	145	39	228
17	42	146	40	228
18	47	138	39	224
19	45	138	43	226
20	45	147	41	233
21	44	145	43	232
22	42	134	41	217
23	41	146	44	231
24	42	140	39	221
25	51	152	41	244
26	43	135	41	219
27	44	120	35	199
28	41	124	40	205
TOTAL	1187	3772	1159	6118
Ave/Night	42	135	41	219

CITY OF PORTLAND
 Health & Human Services Department
 Social Services Division

Oxford Street Shelter

FEBRUARY 2009
 Intake Statistics



Intake statistic or new arrival is defined as an individual that has not stayed at the Shelter for a period of three (3) months/90-days or longer.

CITY OF PORTLAND
 Health & Human Services Department
 Social Services Division
Oxford Street Shelter for Men

FEBRUARY 2009

MAINE TOWN		OUT-OF-STATE			
Acton	1	Arizona	1		
Alfred	1	California	1		
Augusta	1	Florida	6		
Bangor	4	Georgia	1		
Bath	1	Louisiana	1		
Biddeford	2	Massachusetts	3		
Denmark	1	Nevada	1		
Farmingdale	1	New Hampshire	1		
Gorham	1	New Jersey	1		
Lewiston	2	North Carolina	1		
Lincolnton	1	Ohio	1		
Lisbon	1	Pennsylvania	1		
Millinocket	1	Vermont	1		
New Gloucester	1				
Norway	1				
Old Orchard Beach	3				
Parsonsfield	1				
Sanford	1				
Skowhegan	1				
South Portland	2				
Wells	1				
Westbrook	2				
Windham	2				
Maine Towns	33	Out-of-State	20	Portland	36
				TOTAL INTAKES	89

TOTAL NUMBER OF MEN SERVED (Unduplicated Clients) 320

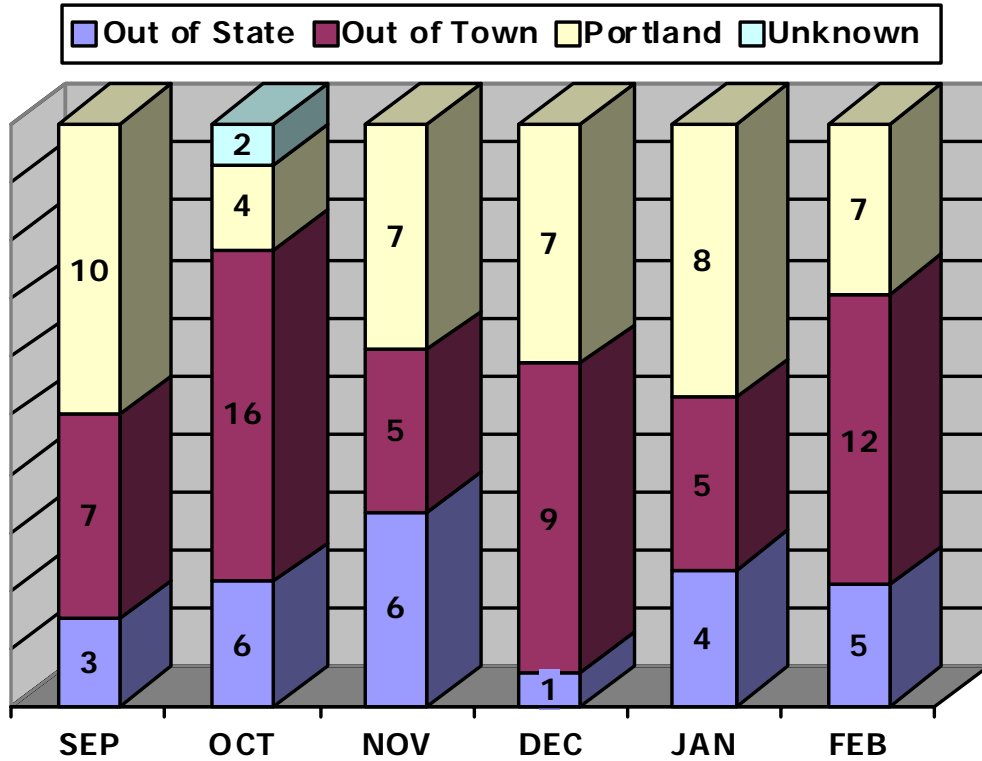
TOTAL NUMBER OF CLIENTS PLACED IN HOUSING 29
TOTAL NUMBER OF CLIENTS THAT RETURNED 4
TOTAL NUMBER OF CLIENTS PLACED AT THE YMCA 6

PREBLE STREET

Preble Street Women's Shelter

FEBRUARY 2009

Intake Statistics



MAINE TOWNS

Augusta	2
Biddeford	1
North Jay	1
Poland	1
Saco	1
Scarborough	1
South Portland	4
Westbrook	1

OUT-OF-STATE

Florida	1
Massachusetts	1
Pennsylvania	1
Texas	1
West Virginia	1

PORTLAND

Maine Towns	12	Out-of-State	5	Portland	7
-------------	----	--------------	---	----------	---

- Total Number of Women Served = **103**
- Total Number of New Intakes = **24**
- Total Number of Women Placed in Housing = **4**
- Total Number of Women that Returned = **0**