

PORTLAND HOMELESS SHELTERS

Average Total Number of Individuals Residing in Shelters per Night:

	April 2018	April 2019
ADOLESCENTS	14 Individuals	21 Individuals
FAMILIES	209 Individuals 64 Average Families	177 Individuals 58 Average Families
ADULTS	301 Individuals	304 Individuals
Total	523 Individuals	502* Individuals

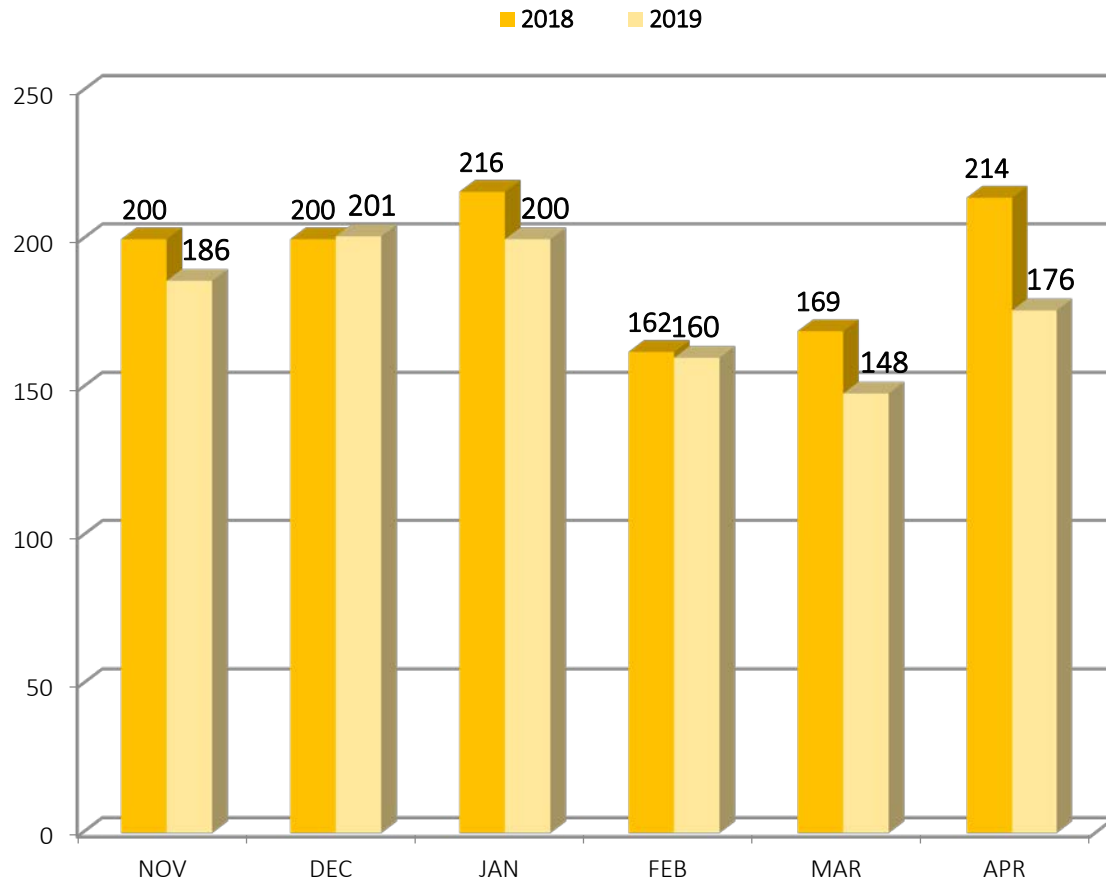
30 Days in the Month of April

*502.7 nightly average; appears as 503 on slide 7.

OXFORD STREET SHELTER
April 2019
Intakes by Residency

MAINE TOWN					OUT-OF-STATE					OUT-OF-COUNTRY	
Auburn	1	Gorham	1	Rockland	1	AZ	5	NY	1	Angola	8
Bangor	7	Hallowell	1	Rumford	1	CO	2	PA	2	Brazil	1
Belgrade	1	Hiram	1	Sanford	1	CT	1	TX	3	DRC	5
Berwick	1	Holden	1	Skowhegan	1	FL	3	VA	1	Gabon	1
Biddeford	3	Indian Island	1	South Portland	5	IN	1	WI	1	Rwanda	1
Brunswick	2	Lewiston	2	Springvale	1	LA	1			South Africa	1
Chesterville	1	Lincoln	1	Warren	1	MA	3				
Eagle Lake	1	Lyman	1	Waterville	1	MD	1				
Ellsworth	1	New Vineyard	1	Wellington	1	MI	1				
Falmouth	1	OOB	2	Westbrook	3	MO	2				
Fryeburg	1	Perry	1	Windham	1	NC	3				
MAINE TOWN:	51	OUT-OF-STATE:	31	OUT-OF-COUNTRY:	17	PORTLAND:	25	Unknown:		TOTAL:	124

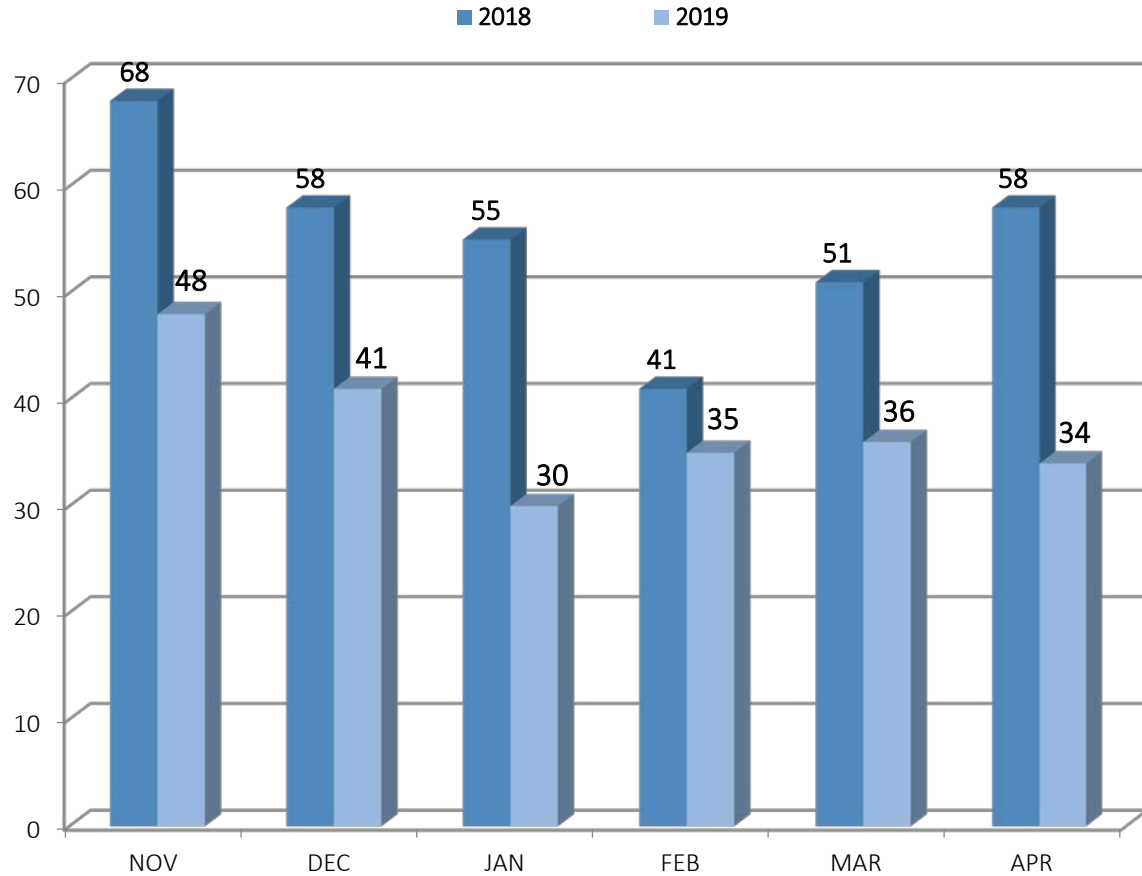
PORTLAND, CITY-WIDE April 2019 SHELTER INTAKES BY MONTH



	APRIL INTAKES
Through These Doors*	0
Family Shelter*	17/53
Joe Kreisler	9
Milestone	9
Oxford Street (Men)	90
Oxford Street (Women)	34
Florence House	17
TOTAL	176

*Family statistics are written by the number of families followed by the number of people those families represent: cases/individuals

PORTLAND, CITY-WIDE April 2019 HOUSING PLACEMENTS BY MONTH



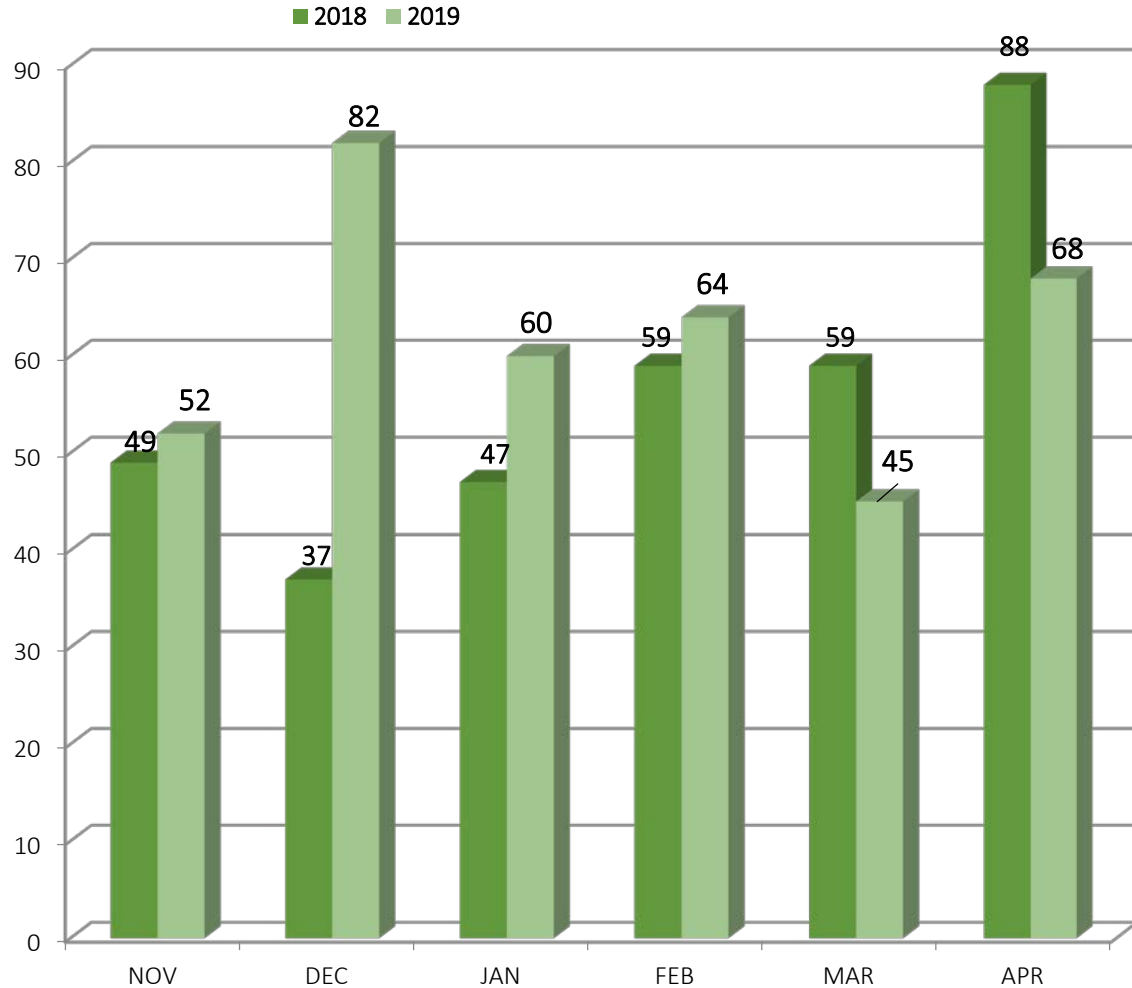
*Starting November, 2013, Oxford Street Shelter shifted prioritization of housing placements to their 30 longest-term stayers.

	TOTAL HOUSING PLACEMENTS	TRANSITIONAL	PERMANENT
Through These Doors	1		1
Family Shelter	15/50		15/50
Joe Kreisler	7	2	5
Milestone	3		3
Oxford Street (Men)	7		7
Oxford Street (Women)	0		0
Florence House	1		1
TOTAL	34	2	32

PORTLAND, CITY-WIDE

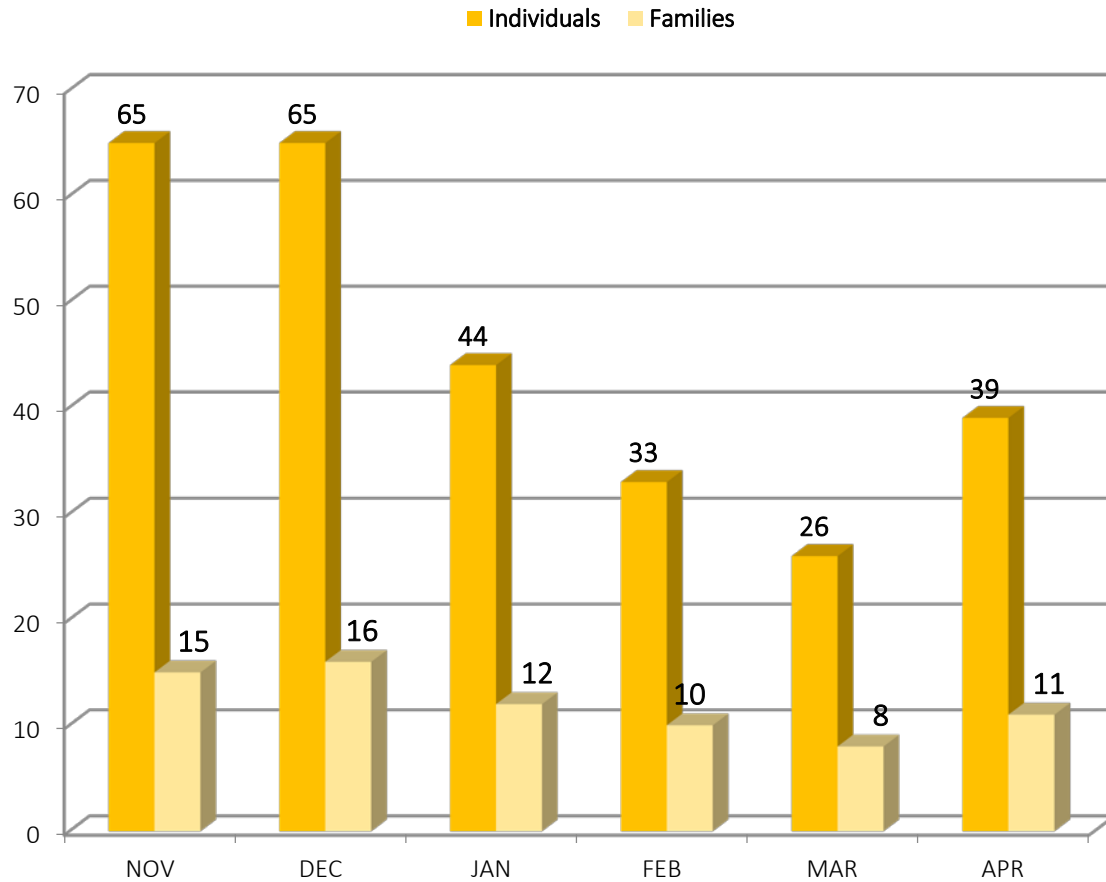
April 2019

1st TIME HOMELESSNESS STATISTICS (BASED ON SELF-REPORTING)



1 ST TIME HOMELESSNESS STATISTICS % OF ALL INTAKES (BASED ON SELF-REPORTING)	1 st Time Homeless Intakes	% of Total First Time Homeless Intakes
Through These Doors	0	0%
Family Shelter	16/51	24% (50%)
Joe Kreisler	6	9% (6%)
Milestone	2	3% (2%)
Oxford Street (Men)	32	47% (31%)
Oxford Street (Women)	8	12% (8%)
Florence House	4	6% (4%)
TOTAL	68 (103)	100%

PORTLAND, CITY-WIDE APRIL 2019 WARMING CENTER STATISTICS BY MONTH



Warming Center Location	Nights Used
Family Shelter only	2
Salvation Army only	28
FS & SA	
FS & Yarmouth	
FS & Preble	
FS & GA	

Date	Families	Individuals
1	16	46
2	15	44
3	15	38
4	15	38
5	12	34
6	12	34
7	12	34
8	13	36
9	8	22
10	9	27
11	8	25
12	7	21
13	6	19
14	8	27
15	9	31
16	9	31
17	8	31
18	9	33
19	8	31
20	9	35
21	11	41
22	14	55
23	15	59
24	14	53
25	12	50
26	12	50
27	13	53
28	13	53
29	14	55
30	15	57

PORTLAND, CITY-WIDE April 2019 SHELTER COUNT BY NIGHT

On April 23:

534

individuals

(including families)

were utilizing shelter services in
Portland

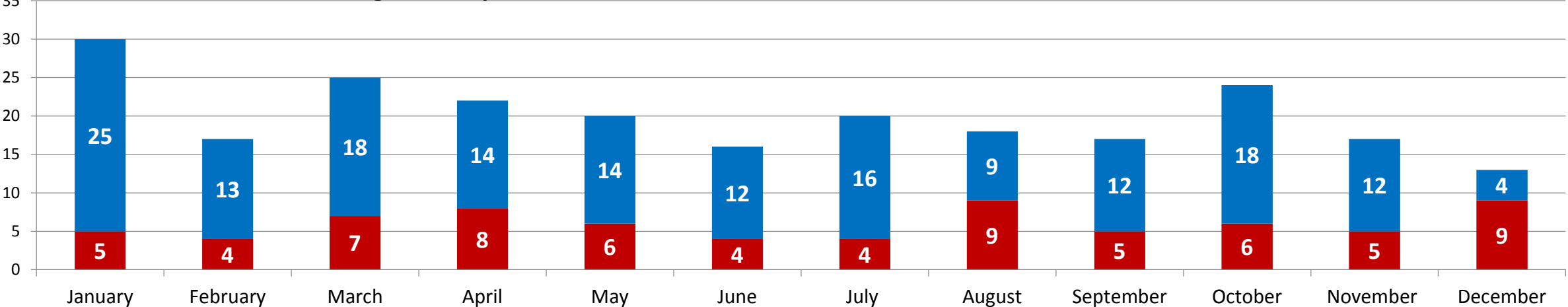
Calendar Day	Through These Door	Family Shelter	Florence House	Joe Kreisler	Milestone	OSS Beds	OSS Chairs	Total Bed Nights
1	11	182	39	24	27	236	0	519
2	10	180	40	24	39	236	0	529
3	10	175	40	20	36	216	0	497
4	10	170	40	24	38	227	0	509
5	10	153	40	15	44	214	0	476
6	10	153	39	16	42	207	0	467
7	10	153	40	20	43	232	0	498
8	10	155	40	22	40	249	0	516
9	10	146	39	23	43	231	0	492
10	10	147	39	24	42	244	0	506
11	10	150	38	22	38	226	0	484
12	10	148	41	23	41	229	0	492
13	10	148	38	18	25	220	0	459
14	10	156	40	21	31	247	0	505
15	10	160	39	24	38	257	0	528
16	10	157	39	21	35	235	0	497
17	11	158	40	20	40	231	0	500
18	12	161	39	21	39	228	0	500
19	10	161	40	23	37	215	0	486
20	10	165	38	18	32	208	0	471
21	10	173	40	19	34	204	0	480
22	10	183	40	22	42	231	0	528
23	10	187	40	21	38	238	0	534
24	10	182	40	24	44	233	0	533
25	10	183	40	21	41	233	0	528
26	10	183	38	18	41	209	0	499
27	10	186	40	17	42	211	0	506
28	10	186	40	21	37	213	0	507
29	10	188	40	24	42	211	0	515
30	10	186	38	22	39	225	0	520
Total*	304	5,015	1,184	632	1,150	6,796	0	15,081
Avg/night*	10	167	39	21	38	227	0	503
Highest*	12	188	41	24	44	257	0	534
Lowest*	10	146	38	15	25	204	0	459

OXFORD STREET SHELTER & COMMUNITY OVERFLOW HOUSING PLACEMENT DATA

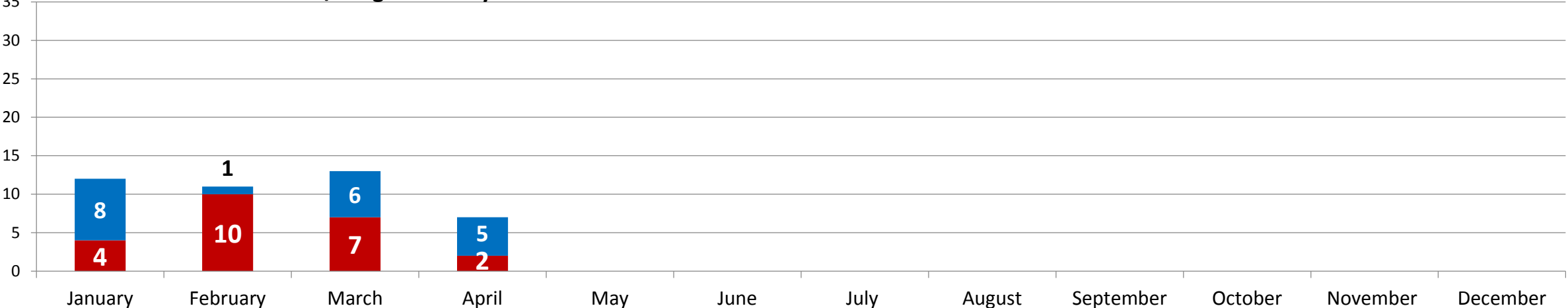
Non-LTS

LTS

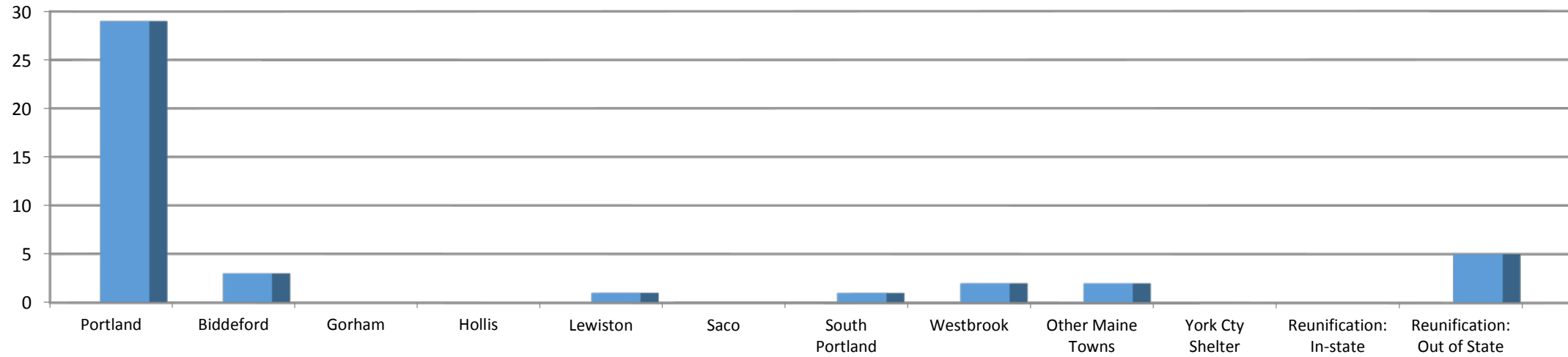
2018 OSS Placements: Non/Long Term Stayer



2019 OSS Placements: Non/Long Term Stayer



OXFORD STREET SHELTER & COMMUNITY OVERFLOW PERMANENT AND TRANSITIONAL 2019 HOUSING PLACEMENT DATA



	Jan	Feb	Mar	Apr	May	Jun	Jul	Aug	Sep	Oct	Nov	Dec	TOTAL	%
TOTAL HOUSING PLACEMENTS	12	11	13	7	-	-	-	-	-	-	-	-	43	100%
Portland	8	8	10	3	-	-	-	-	-	-	-	-	29	67%
Biddeford	1	1	-	1	-	-	-	-	-	-	-	-	3	7%
Gorham	0	-	-	-	-	-	-	-	-	-	-	-	0	0%
Hollis	0	-	-	-	-	-	-	-	-	-	-	-	0	0%
Lewiston	0	-	1	-	-	-	-	-	-	-	-	-	1	2%
Saco	0	-	-	-	-	-	-	-	-	-	-	-	0	0%
South Portland	1	-	-	-	-	-	-	-	-	-	-	-	1	2%
Westbrook	0	2	-	-	-	-	-	-	-	-	-	-	2	5%
Other Maine Towns	0	-	1	1	-	-	-	-	-	-	-	-	2	5%
York County Shelter	0	-	-	-	-	-	-	-	-	-	-	-	0	0%
Reunification with friends/family in another Maine town*	0	-	-	-	-	-	-	-	-	-	-	-	0	0%
Reunification with friends/family in another state*	2	-	1	2	-	-	-	-	-	-	-	-	5	12%

