

PORTLAND HOMELESS SHELTERS

Average Total Number of Individuals Residing in Shelters per Night:

	March 2018	March 2019
ADOLESCENTS	12 Individuals	21 Individuals
FAMILIES	221 Individuals 66 Average Families	172 Individuals 57 Average Families
ADULTS	297 Individuals	319 Individuals
Total	530 Individuals	512 Individuals

31 Days in the Month of February

*number based on mean of “total bed nights” column on slide 7.

OXFORD STREET SHELTER

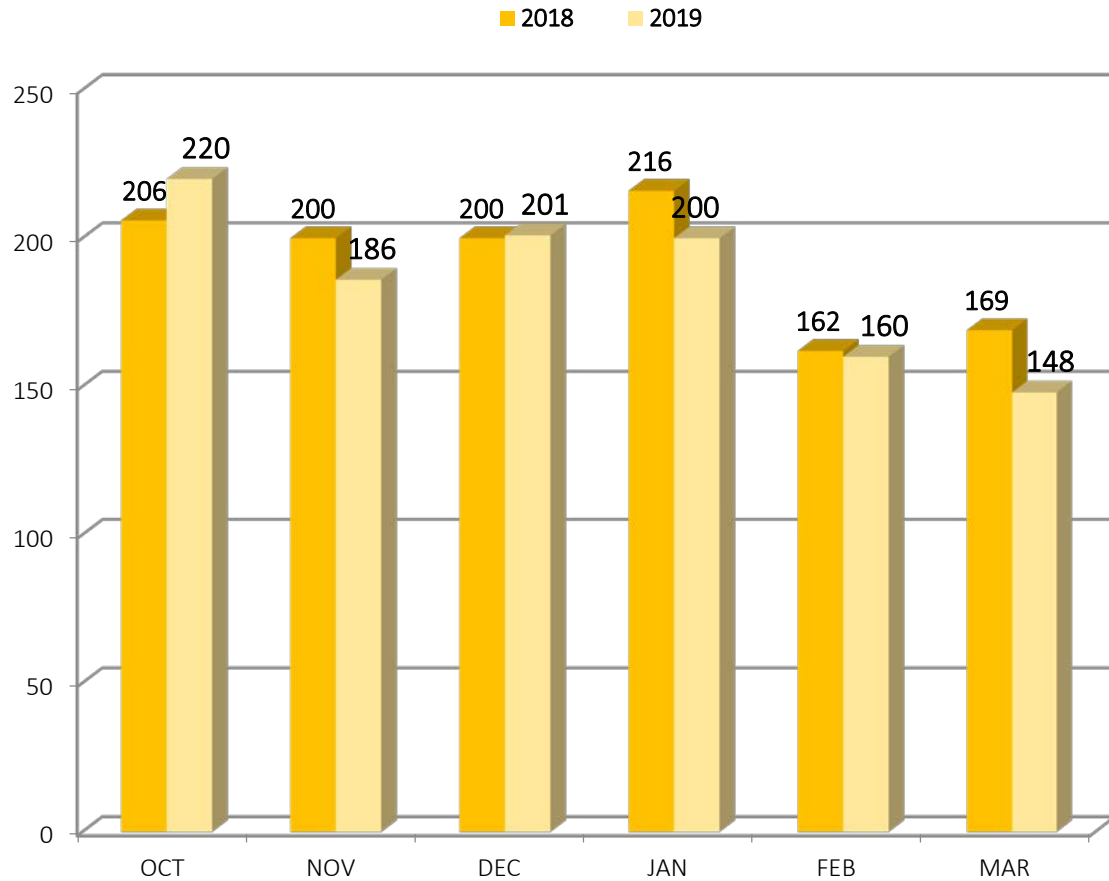
MARCH 2019

Intakes by Residency

MAINE TOWN					OUT-OF-STATE				OUT-OF-COUNTRY		
Bangor	2	North Berwick	1	Windham	2	AZ	1	SC	1	Angola	2
Bath	1	Raymond	1			CT	2	TX	1		
Biddeford	3	Rockland	1			FL	1	VA	1		
Bridgton	1	Sanford	3			IA	1	WA	1		
Brunswick	1	Scarborough	1			IL	1				
Buxton	1	Skowhegan	1			LA	1				
Chesterville	1	South Portland	3			MA	4				
Falmouth	2	Standish	2			NH	3				
Gorham	2	Turner	1			NM	1				
Gray	2	Warren	2			NY	1				
Lewiston	1	Waterville	1			OR	2				
Lyman	1	Westbrook	5			RI	1				

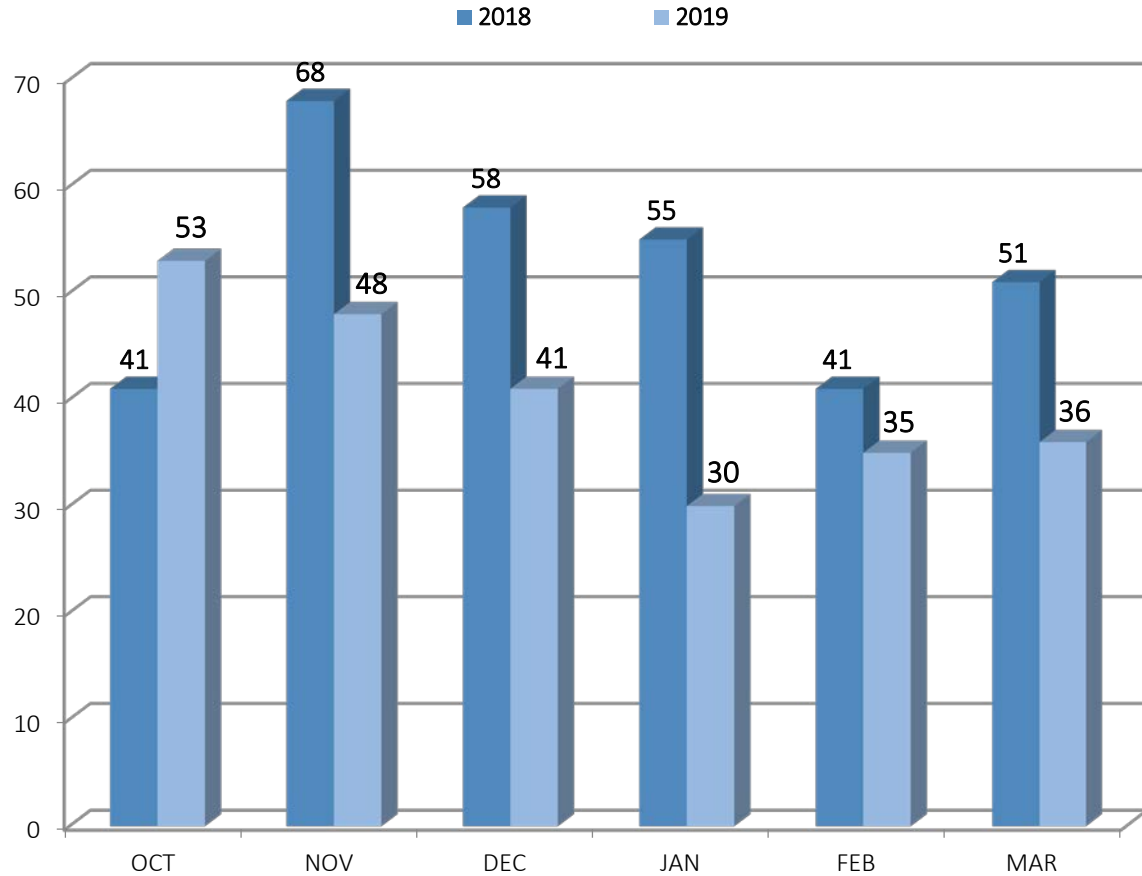
MAINE TOWN:	42	OUT-OF-STATE:	23	OUT-OF-COUNTRY:	2	PORTLAND:	37	Unknown:	5	TOTAL:	<u>109</u>
--------------------	-----------	----------------------	-----------	------------------------	----------	------------------	-----------	-----------------	----------	---------------	-------------------

PORTLAND, CITY-WIDE MARCH 2019 SHELTER INTAKES BY MONTH



	INTAKES
Through These Doors	2/4
Family Shelter	16/46
Joe Kreisler	9
Milestone	4
Oxford Street (Men)	81
Oxford Street (Women)	28
Florence House	8
TOTAL	148

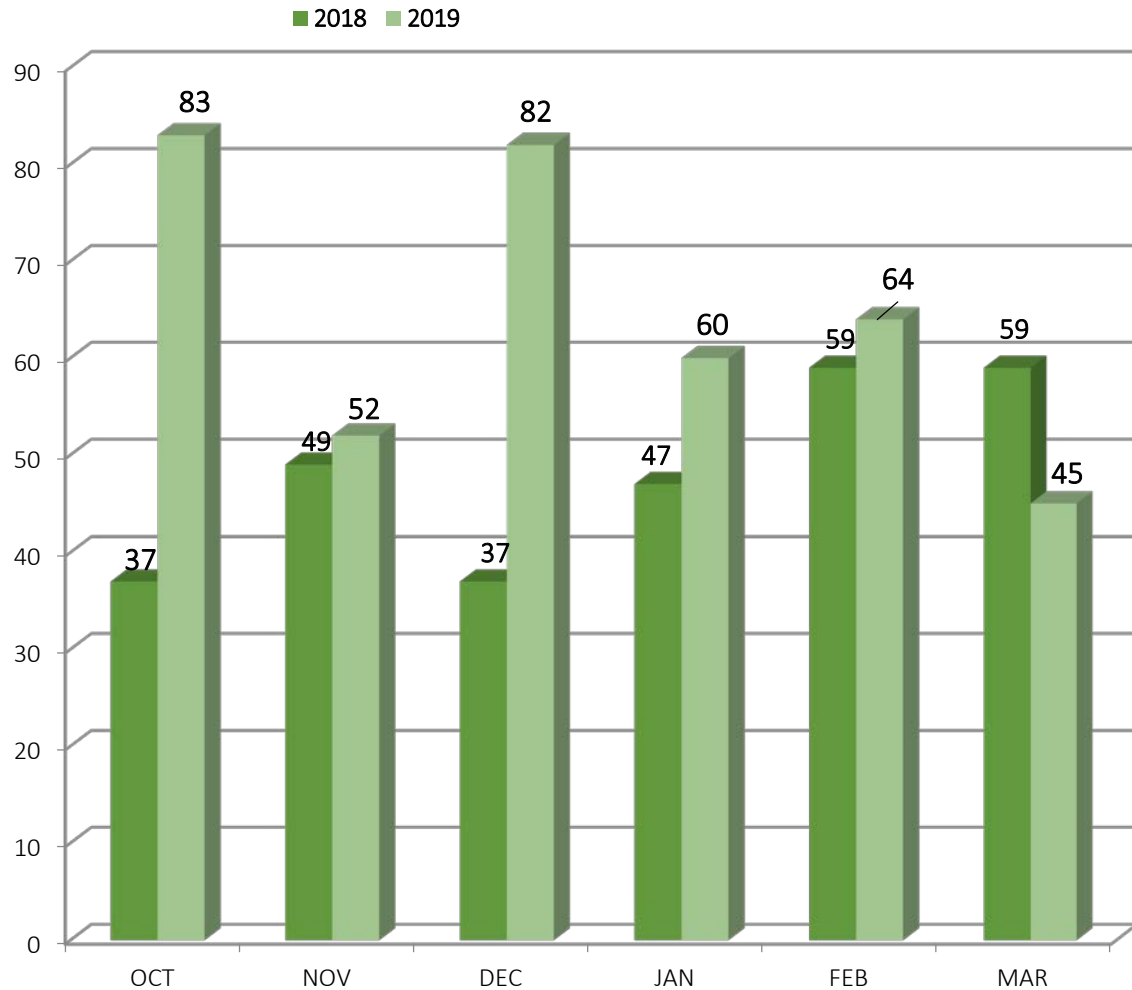
PORTLAND, CITY-WIDE MARCH 2019 HOUSING PLACEMENTS BY MONTH



*Starting November, 2013, Oxford Street Shelter shifted prioritization of housing placements to their 30 longest-term stayers.

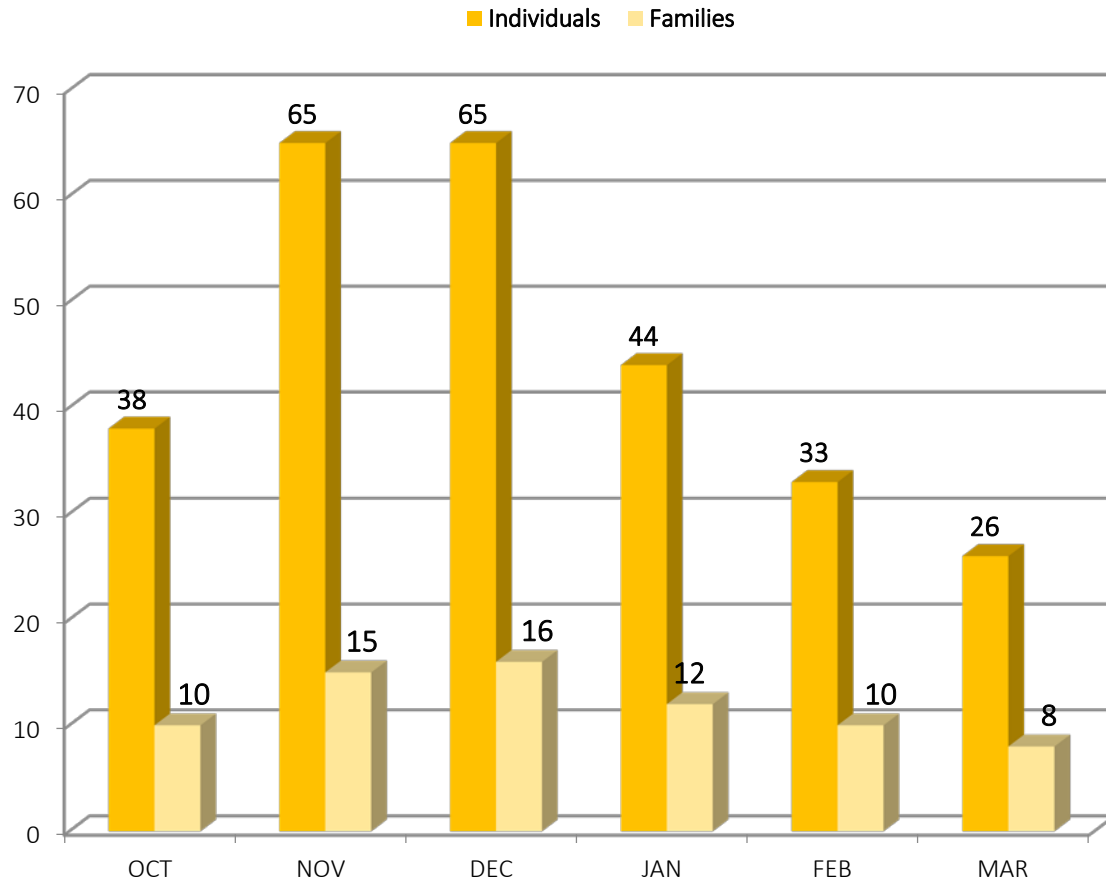
	TOTAL HOUSING PLACEMENTS	TEMPORARY	PERMANENT
Through These Doors	1/3		1/3
Family Shelter	14/44		14/44
Joe Kreisler	1	1	
Milestone	2		2
Oxford Street (Men)	13		13
Oxford Street (Women)	0		0
Florence House	5		5
TOTAL	36	1	35

PORTLAND, CITY-WIDE MARCH 2019 1st TIME HOMELESSNESS STATISTICS (BASED ON SELF-REPORTING)



1 ST TIME HOMELESSNESS STATISTICS % OF ALL INTAKES (BASED ON SELF-REPORTING)	1 st Time Homeless Intakes	% of Total First Time Homeless Intakes
Through These Doors	0/0	0%
Family Shelter	13/38	29% (54%)
Joe Kreisler	8	18% (11%)
Milestone	1	2% (1%)
Oxford Street (Men)	14	31% (20%)
Oxford Street (Women)	8	18% (11%)
Florence House	1	2% (1%)
TOTAL	45 (70)	100%

PORTLAND, CITY-WIDE MARCH 2019 WARMING CENTER STATISTICS BY MONTH



Warming Center Location	Nights Used
Family Shelter only	13
Salvation Army only	18
FS & SA	
FS & Yarmouth	
FS & Preble	
FS & GA	

Date	Families	Individuals
1	10	31
2	8	30
3	10	36
4	10	36
5	10	36
6	9	32
7	9	32
8	5	17
9	3	9
10	4	12
11	4	12
12	3	10
13	3	10
14	4	12
15	3	10
16	2	7
17	4	13
18	3	11
19	4	16
20	4	16
21	4	15
22	5	18
23	4	15
24	12	42
25	12	43
26	13	44
27	14	47
28	14	48
29	15	48
30	15	48
31	17	50

PORTLAND, CITY-WIDE
 March 2019
 SHELTER COUNT BY NIGHT

On March 25:

569 individuals

(including families)

were utilizing shelter services in
 Portland

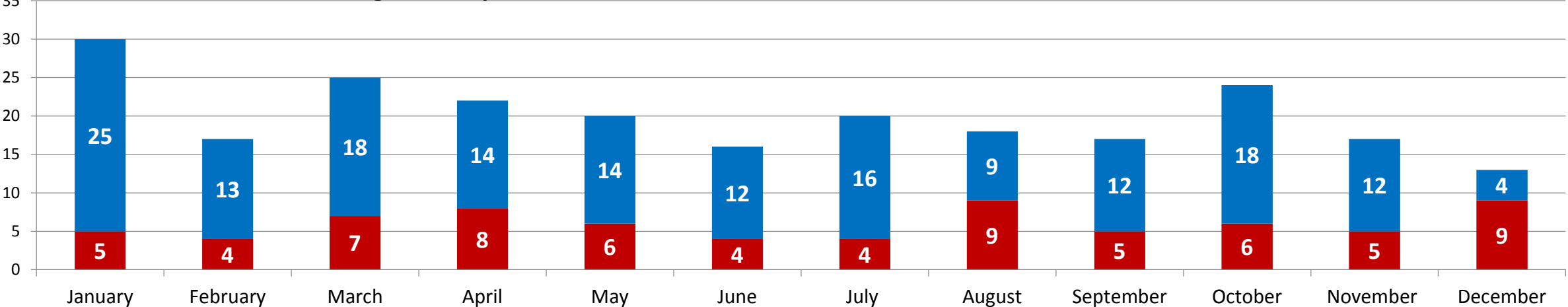
Calendar Day	Through These Doors	Family Shelter	Florence House	Joe Kreisler	Milestone	OSS Beds	OSS Chairs	Total Bed Nights
1	13	169	40	13	29	228	0	492
2	13	168	40	14	36	199	0	470
3	13	174	39	23	39	220	0	508
4	15	174	39	23	36	235	0	522
5	15	169	40	21	38	252	0	535
6	15	165	40	22	36	251	0	529
7	15	167	40	23	36	247	0	528
8	15	146	37	21	35	230	0	484
9	13	146	39	25	41	234	1	499
10	13	149	40	19	40	234	0	495
11	13	147	40	24	40	239	0	503
12	13	147	37	23	43	258	27	548
13	13	147	40	21	39	239	0	499
14	13	147	40	17	40	249	0	506
15	13	139	39	17	43	232	0	483
16	10	139	39	18	39	238	0	483
17	10	145	40	20	39	246	0	500
18	10	142	40	23	43	258	17	533
19	10	147	39	23	44	248	0	511
20	9	146	38	20	42	245	0	500
21	9	149	40	22	40	245	0	505
22	9	145	38	17	35	223	0	467
23	9	145	37	20	44	230	0	485
24	9	177	40	19	37	239	0	521
25	11	180	40	23	37	261	17	569
26	11	181	40	21	38	237	0	528
27	11	184	39	25	39	257	0	555
28	10	185	39	24	37	240	0	535
29	10	184	39	22	34	230	0	519
30	10	184	38	21	35	221	0	509
31	10	182	39	23	39	243	0	536
Total*	363	4,969	1,215	647	1,193	7,408	62	15,857
Avg/night*	12	160	39	21	38	239	2	512
Highest*	15	185	40	25	44	261	27	569
Lowest*	9	139	37	13	29	199	0	467

OXFORD STREET SHELTER & COMMUNITY OVERFLOW HOUSING PLACEMENT DATA

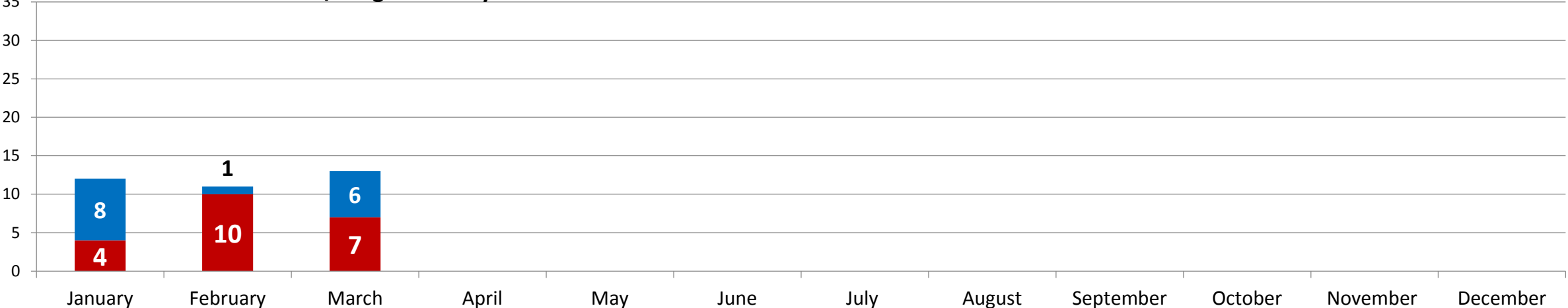
Non-LTS

LTS

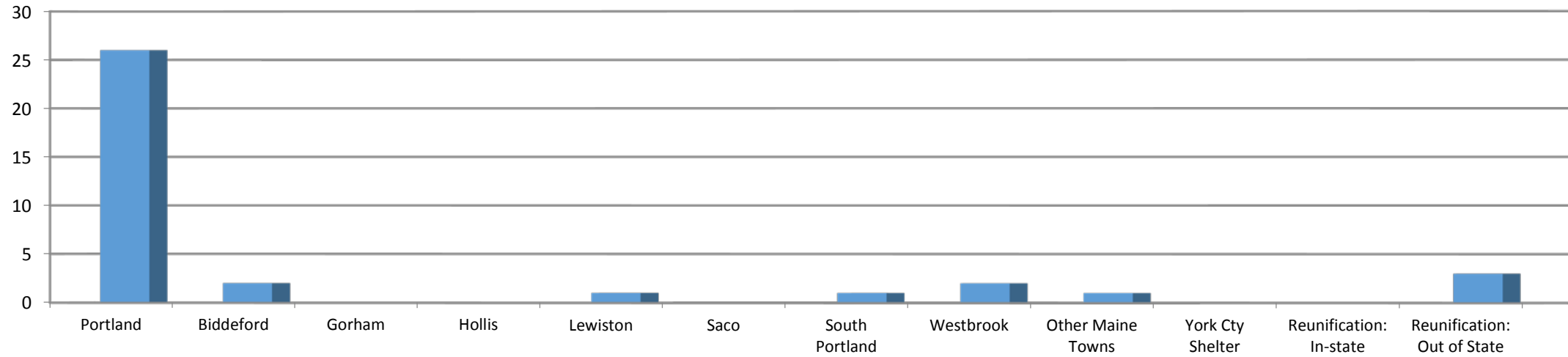
2018 OSS Placements: Non/Long Term Stayer



2019 OSS Placements: Non/Long Term Stayer



OXFORD STREET SHELTER & COMMUNITY OVERFLOW PERMANENT AND TRANSITIONAL 2019 HOUSING PLACEMENT DATA



	Jan	Feb	Mar	Apr	May	Jun	Jul	Aug	Sep	Oct	Nov	Dec	TOTAL	%
TOTAL HOUSING PLACEMENTS	12	11	13	-	-	-	-	-	-	-	-	-	36	100%
Portland	8	8	10	-	-	-	-	-	-	-	-	-	26	72%
Biddeford	1	1	-	-	-	-	-	-	-	-	-	-	2	6%
Gorham	0	-	-	-	-	-	-	-	-	-	-	-	0	0%
Hollis	0	-	-	-	-	-	-	-	-	-	-	-	0	0%
Lewiston	0	-	1	-	-	-	-	-	-	-	-	-	1	3%
Saco	0	-	-	-	-	-	-	-	-	-	-	-	0	0%
South Portland	1	-	-	-	-	-	-	-	-	-	-	-	1	3%
Westbrook	0	2	-	-	-	-	-	-	-	-	-	-	2	6%
Other Maine Towns	0	-	1	-	-	-	-	-	-	-	-	-	1	3%
York County Shelter	0	-	-	-	-	-	-	-	-	-	-	-	0	0%
Reunification with friends/family in another Maine town*	0	-	-	-	-	-	-	-	-	-	-	-	0	0%
Reunification with friends/family in another state*	2	-	1	-	-	-	-	-	-	-	-	-	3	8%

