

# PORTLAND HOMELESS SHELTERS

Average Total Number of Individuals Residing in Shelters per Night:

	<b>February 2018</b>	<b>February 2019</b>
<b>ADOLESCENTS</b>	12 Individuals	18 Individuals
<b>FAMILIES</b>	156 Individuals 52 Average Families	196 Individuals 64 Average Families
<b>ADULTS</b>	306 Individuals	321 Individuals
<b>Total</b>	<b>474 Individuals</b>	<b>536* Individuals</b>

28 Days in the Month of February

\*number based on mean of “total bed nights” column on slide 7.

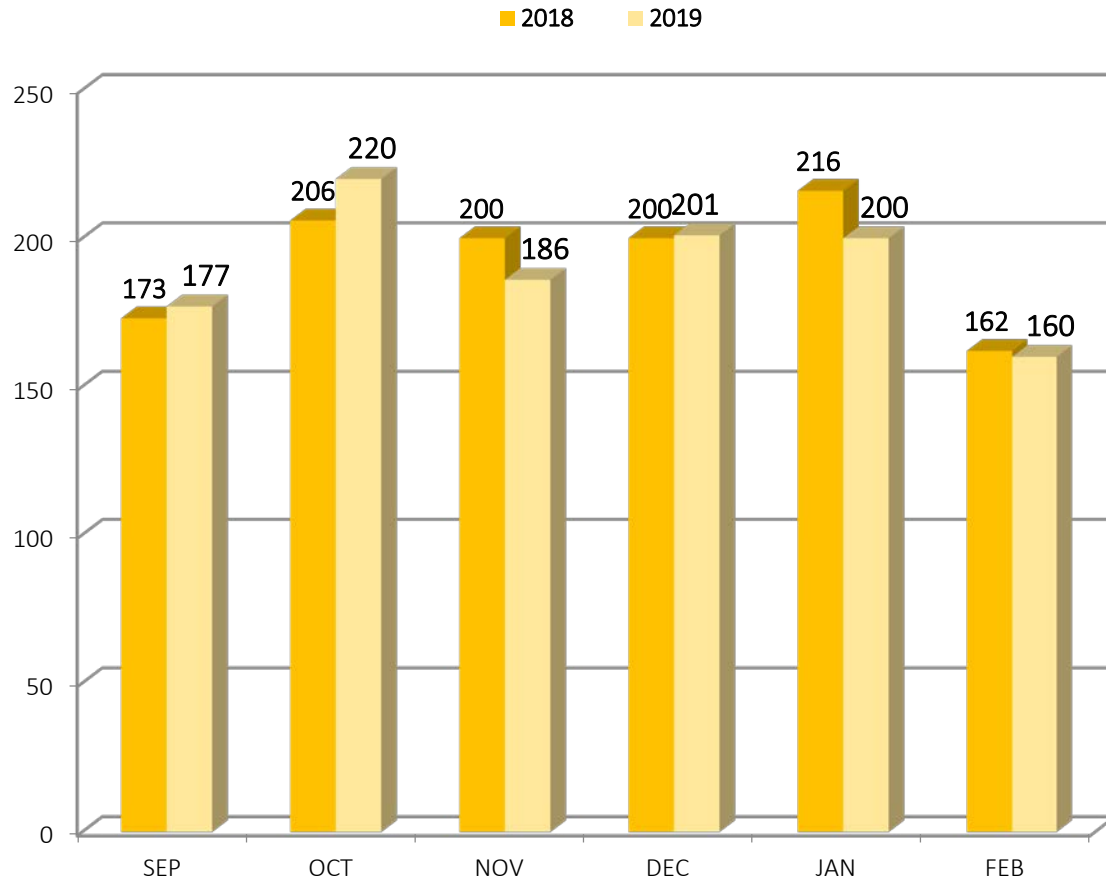
# OXFORD STREET SHELTER

## February 2019

### Intakes by Residency

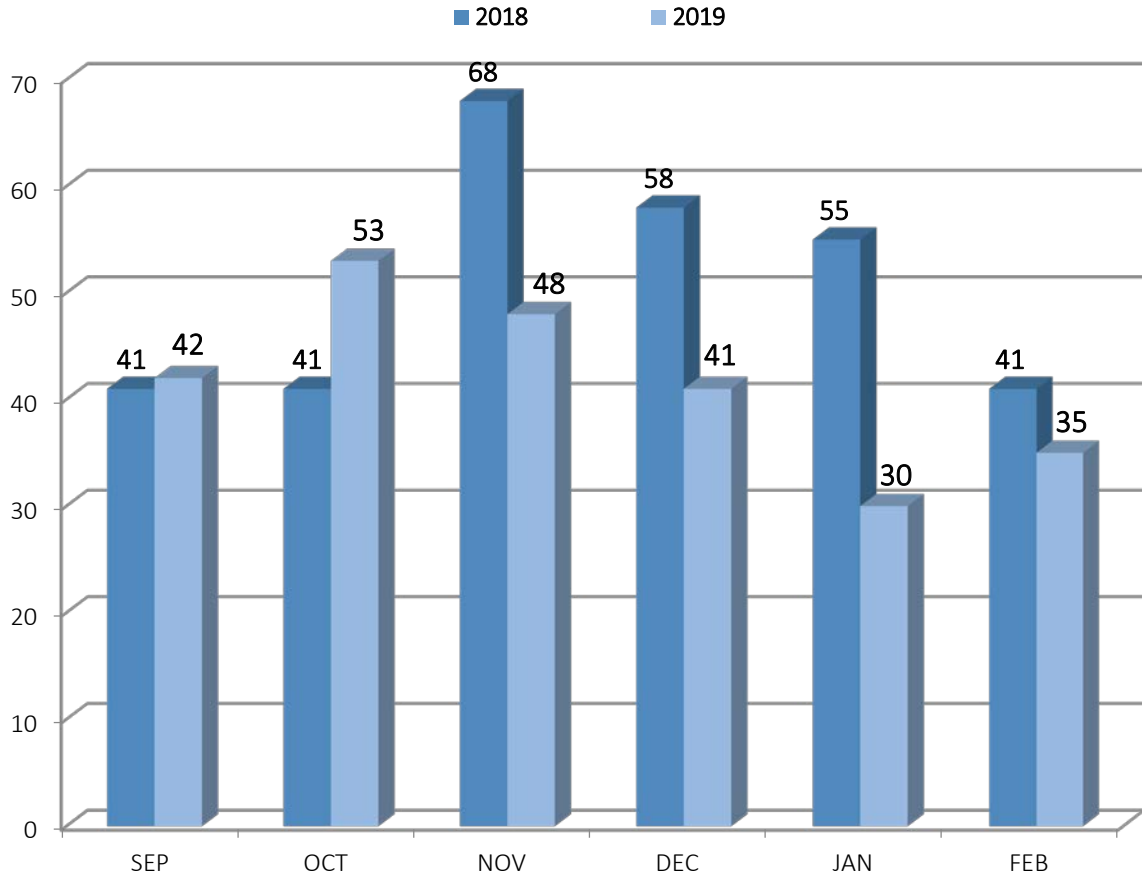
MAINE TOWN					OUT-OF-STATE				OUT-OF-COUNTRY		
Alfred	1	Lisbon	1	Westbrook	6	AZ	1	NH	1	Angola	2
Augusta	4	Perry	1	Windham	1	AL	1	NY	2	Democratic Republic of Congo	6
Bangor	1	Presque Isle	1			CT	1	OH	1	Rwanda	2
Biddeford	4	Raymond	1			FL	2	SC			
Brewer	2	Rockland	1			GA	1	SD			
Brunswick	1	Sanford	1			ID	1	UT			
Buxton	1	Scarborough	1			IL	1	WA			
East Baldwin	1	South Portland	3			KS	1				
Hampden	1	Sullivan	1			KY	1				
Lebanon	1	Waldoboro	1			MA	4				
Lewiston	2	Warren	1			MT	1				
Lincoln	1	West Newfield	1			NC	1				
<b>MAINE TOWN:</b>	<b>41</b>	<b>OUT-OF-STATE:</b>	<b>20</b>	<b>OUT-OF-COUNTRY:</b>	<b>10</b>	<b>PORTLAND:</b>	<b>36</b>	<b>Unknown:</b>	<b>4</b>	<b>TOTAL:</b>	<b><u>111</u></b>

# PORTLAND, CITY-WIDE February 2019 SHELTER INTAKES BY MONTH



	INTAKES
Through These Doors	2/3
Family Shelter	15/50
Joe Kreisler	11
Milestone	16
Oxford Street (Men)	82
Oxford Street (Women)	29
Florence House	5
<b>TOTAL</b>	<b>160</b>

# PORTLAND, CITY-WIDE February 2019 HOUSING PLACEMENTS BY MONTH



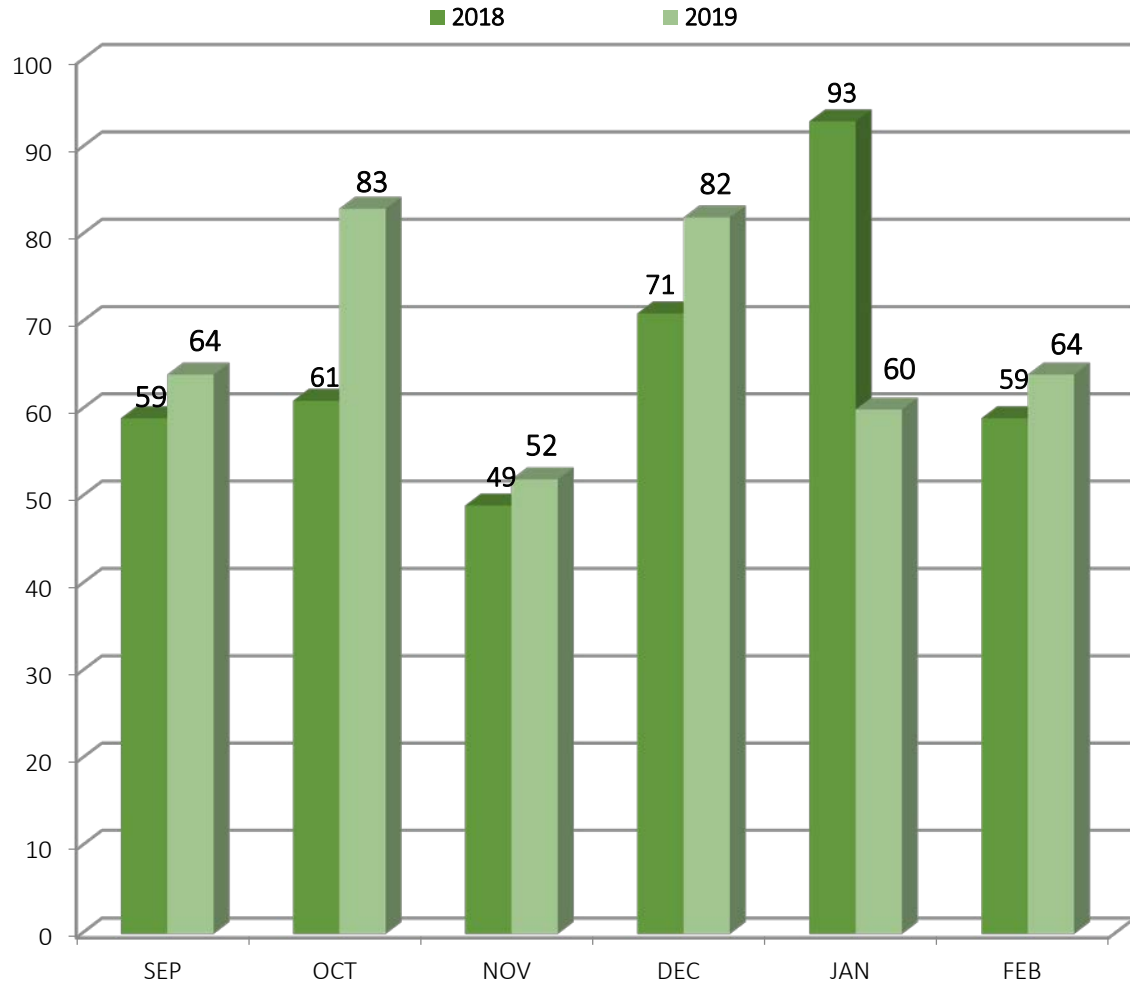
**\*Starting November, 2013, Oxford Street Shelter shifted prioritization of housing placements to their 30 longest-term stayers.**

	TOTAL HOUSING PLACEMENTS	TEMPORARY	PERMANENT
Through These Doors	4/6	0	4/6
Family Shelter	13/52	/	13/52
Joe Kreisler	8	2	6
Milestone	3	0	3
Oxford Street (Men)	8	0	8
Oxford Street (Women)	3	0	3
Florence House	4	0	4
<b>TOTAL</b>	<b>35/84</b>	2	33/82

# PORTLAND, CITY-WIDE

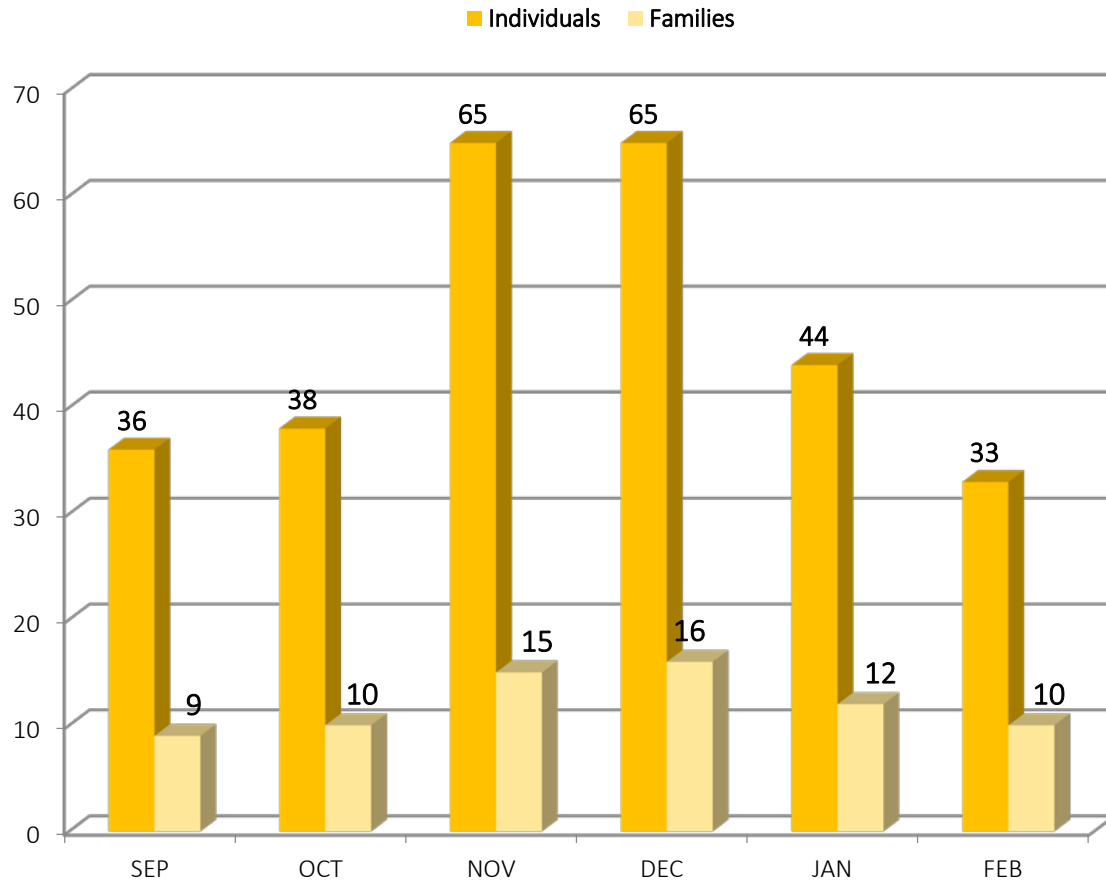
## February 2019

### 1st TIME HOMELESSNESS STATISTICS (BASED ON SELF-REPORTING)



1 <sup>ST</sup> TIME HOMELESSNESS STATISTICS % OF ALL INTAKES (BASED ON SELF-REPORTING)	1 <sup>ST</sup> Time Homeless Intakes	% of Total First Time Homeless Intakes
Through These Doors	0/0	0%
Family Shelter	15/50	23% (51%)
Joe Kreisler	8	13% (8%)
Milestone	11	17% (11%)
Oxford Street (Men)	21	33% (21%)
Oxford Street (Women)	9	14% (9%)
Florence House	0	0%
<b>TOTAL</b>	<b>64</b>	<b>100%</b>

# PORTLAND, CITY-WIDE FEBRUARY 2019 WARMING CENTER STATISTICS BY MONTH



Warming Center Location	Nights Used
Family Shelter only	6
Salvation Army only	22
FS & SA	
FS & Yarmouth	
FS & Preble	
FS & GA	

Date	Families	Individuals
1	10	34
2	9	29
3	10	31
4	10	35
5	12	42
6	12	40
7	12	40
8	8	27
9	8	27
10	9	31
11	10	32
12	10	34
13	10	34
14	10	34
15	8	28
16	7	26
17	8	28
18	9	31
19	11	38
20	11	38
21	8	28
22	8	27
23	8	27
24	10	36
25	10	36
26	11	38
27	9	31
28	12	41

# PORTLAND, CITY-WIDE February 2019 SHELTER COUNT BY NIGHT

On February 24th:

572 individuals

*(including families)*

were utilizing shelter services in  
Portland

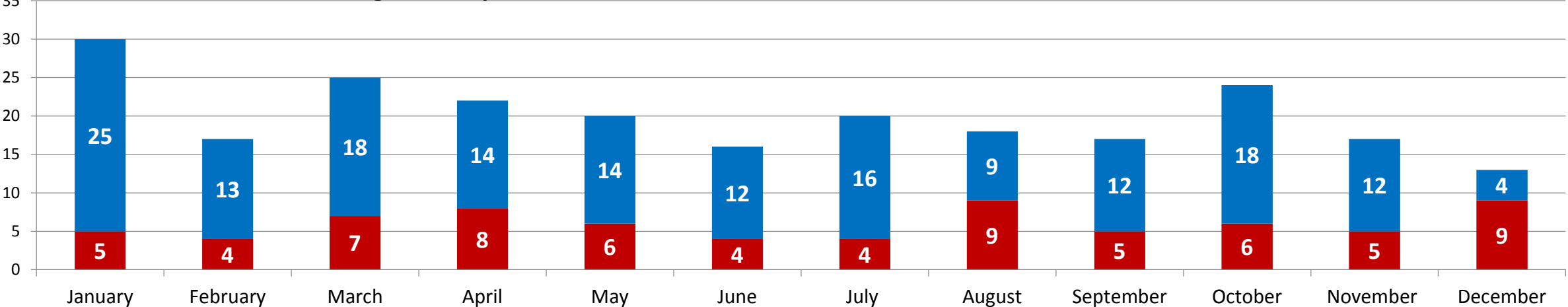
Calendar Day	Through These Doors	Family Shelter	Florence House	Joe Kreisler	Milestone	OSS Beds	OSS Chairs	Total Bed Nights
1	16	185	39	20	39	221	0	520
2	13	190	38	16	34	221	0	512
3	13	190	41	22	36	223	0	525
4	13	193	43	20	39	220	0	528
5	13	188	39	23	32	212	0	507
6	14	193	40	20	39	236	0	542
7	14	193	40	17	37	248	0	549
8	16	197	39	17	38	244	0	551
9	16	186	40	20	44	236	0	542
10	16	183	39	16	42	245	0	541
11	16	174	40	15	36	238	0	519
12	16	174	40	13	34	236	0	513
13	16	175	40	16	36	240	0	523
14	16	175	40	19	40	241	0	531
15	16	175	37	17	37	226	0	508
16	15	183	39	18	39	241	0	535
17	15	187	40	15	36	241	0	534
18	15	181	40	15	40	240	0	531
19	15	181	38	16	35	225	0	510
20	15	175	39	17	41	232	0	519
21	15	180	40	15	38	257	18	563
22	15	181	37	21	37	266	0	557
23	14	181	38	18	40	261	0	552
24	14	177	39	22	42	252	26	572
25	14	167	42	22	43	250	21	559
26	14	167	40	23	41	252	0	537
27	13	174	39	21	43	254	0	544
28	13	174	39	22	40	271	11	570
<b>Total*</b>	<b>411</b>	<b>5,079</b>	<b>1,105</b>	<b>516</b>	<b>1,078</b>	<b>6,729</b>	<b>76</b>	<b>14,994</b>
<b>Avg/night*</b>	<b>15</b>	<b>181</b>	<b>39</b>	<b>18</b>	<b>39</b>	<b>240</b>	<b>3</b>	<b>536</b>
<b>Highest*</b>	<b>16</b>	<b>197</b>	<b>43</b>	<b>23</b>	<b>44</b>	<b>271</b>	<b>26</b>	<b>572</b>
<b>Lowest*</b>	<b>13</b>	<b>167</b>	<b>37</b>	<b>13</b>	<b>32</b>	<b>212</b>	<b>0</b>	<b>507</b>

# OXFORD STREET SHELTER & COMMUNITY OVERFLOW HOUSING PLACEMENT DATA

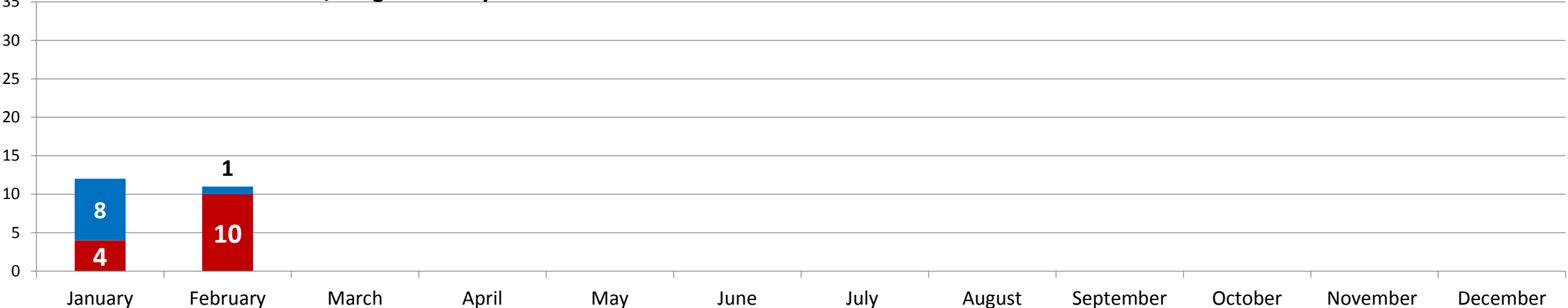
Non-LTS

LTS

**2018 OSS Placements: Non/Long Term Stayer**

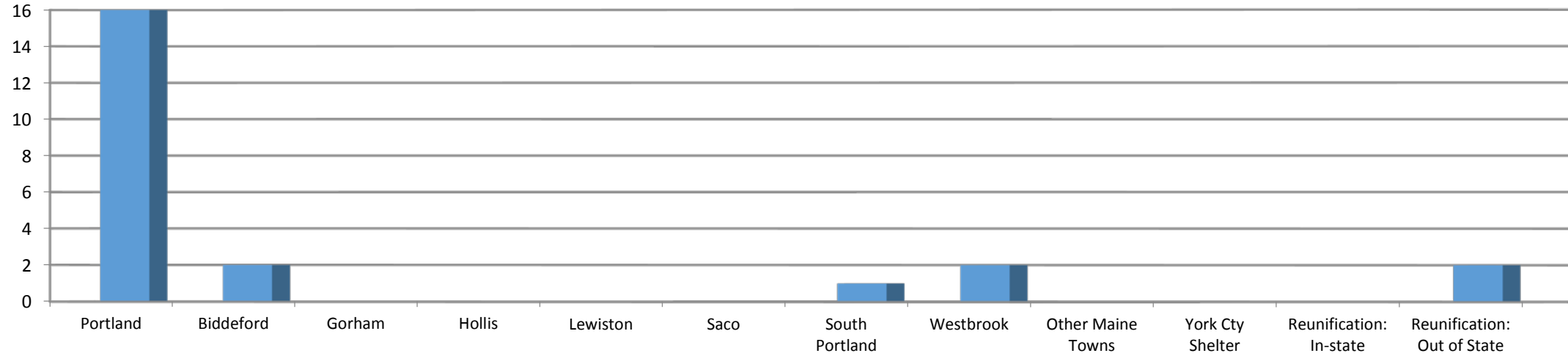


**2019 OSS Placements: Non/Long Term Stayer**





# OXFORD STREET SHELTER & COMMUNITY OVERFLOW PERMANENT AND TRANSITIONAL 2019 HOUSING PLACEMENT DATA



	Jan	Feb	Mar	Apr	May	Jun	Jul	Aug	Sep	Oct	Nov	Dec	TOTAL	%
<b>TOTAL HOUSING PLACEMENTS</b>	<b>12</b>	<b>11</b>	-	-	-	-	-	-	-	-	-	-	<b>23</b>	<b>100%</b>
<b>Portland</b>	<b>8</b>	<b>8</b>	-	-	-	-	-	-	-	-	-	-	<b>16</b>	<b>70%</b>
<b>Biddeford</b>	<b>1</b>	<b>1</b>	-	-	-	-	-	-	-	-	-	-	<b>2</b>	<b>9%</b>
<b>Gorham</b>	<b>0</b>	-	-	-	-	-	-	-	-	-	-	-	<b>0</b>	<b>0%</b>
<b>Hollis</b>	<b>0</b>	-	-	-	-	-	-	-	-	-	-	-	<b>0</b>	<b>0%</b>
<b>Lewiston</b>	<b>0</b>	-	-	-	-	-	-	-	-	-	-	-	<b>0</b>	<b>0%</b>
<b>Saco</b>	<b>0</b>	-	-	-	-	-	-	-	-	-	-	-	<b>0</b>	<b>0%</b>
<b>South Portland</b>	<b>1</b>	-	-	-	-	-	-	-	-	-	-	-	<b>1</b>	<b>4%</b>
<b>Westbrook</b>	<b>0</b>	<b>2</b>	-	-	-	-	-	-	-	-	-	-	<b>2</b>	<b>9%</b>
<b>Other Maine Towns</b>	<b>0</b>	-	-	-	-	-	-	-	-	-	-	-	<b>0</b>	<b>0%</b>
<b>York County Shelter</b>	<b>0</b>	-	-	-	-	-	-	-	-	-	-	-	<b>0</b>	<b>0%</b>
<b>Reunification with friends/family in another Maine town*</b>	<b>0</b>	-	-	-	-	-	-	-	-	-	-	-	<b>0</b>	<b>0%</b>
<b>Reunification with friends/family in another state*</b>	<b>2</b>	-	-	-	-	-	-	-	-	-	-	-	<b>2</b>	<b>9%</b>

