

PORTLAND HOMELESS SHELTERS

Average Total Number of Individuals Residing in Shelters per Night:

	December 2017	December 2018
ADOLESCENTS	10 Individuals	12 Individuals
FAMILIES	153 Individuals* 54 Average Families*	219 Individuals* 66 Average Families*
ADULTS	286 Individuals	306 Individuals
Total	449 Individuals	537 Individuals

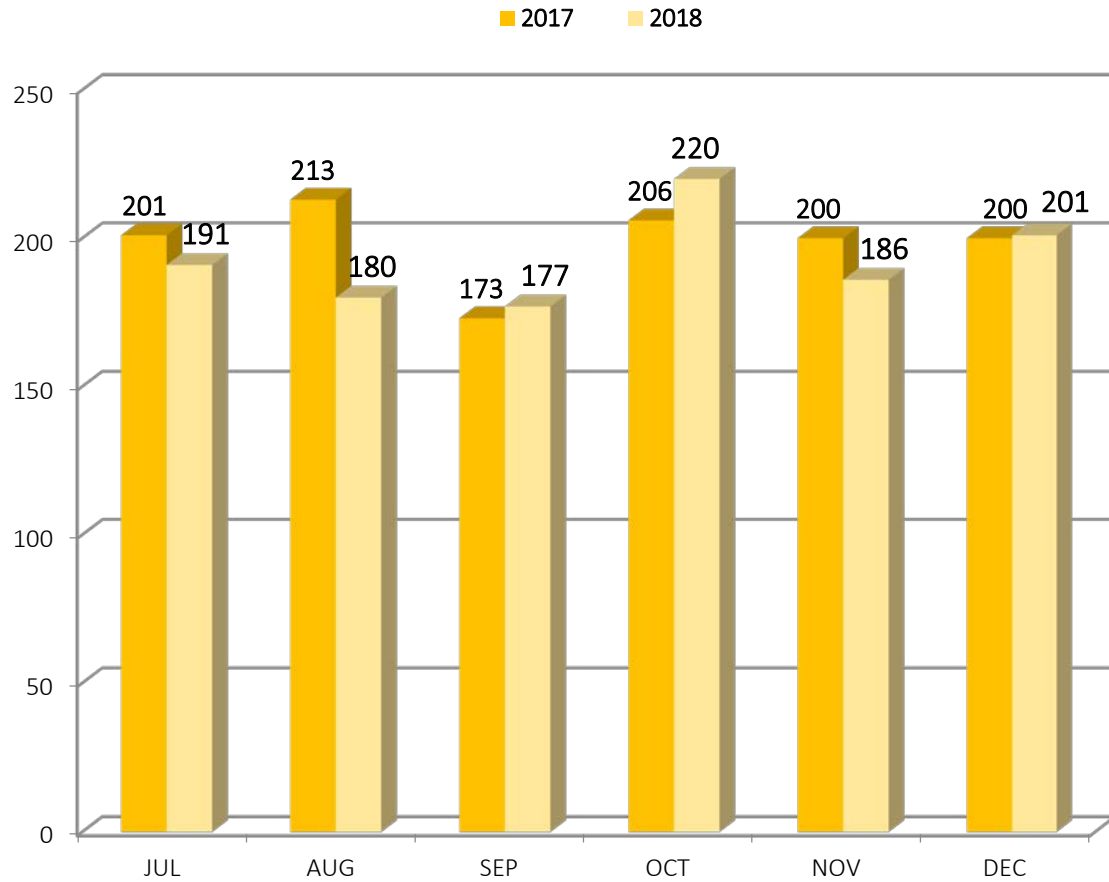
31 Days in the Month of December

*Numbers now FS Warming Center

OXFORD STREET SHELTER
DECEMBER 2018
Intakes by Residency

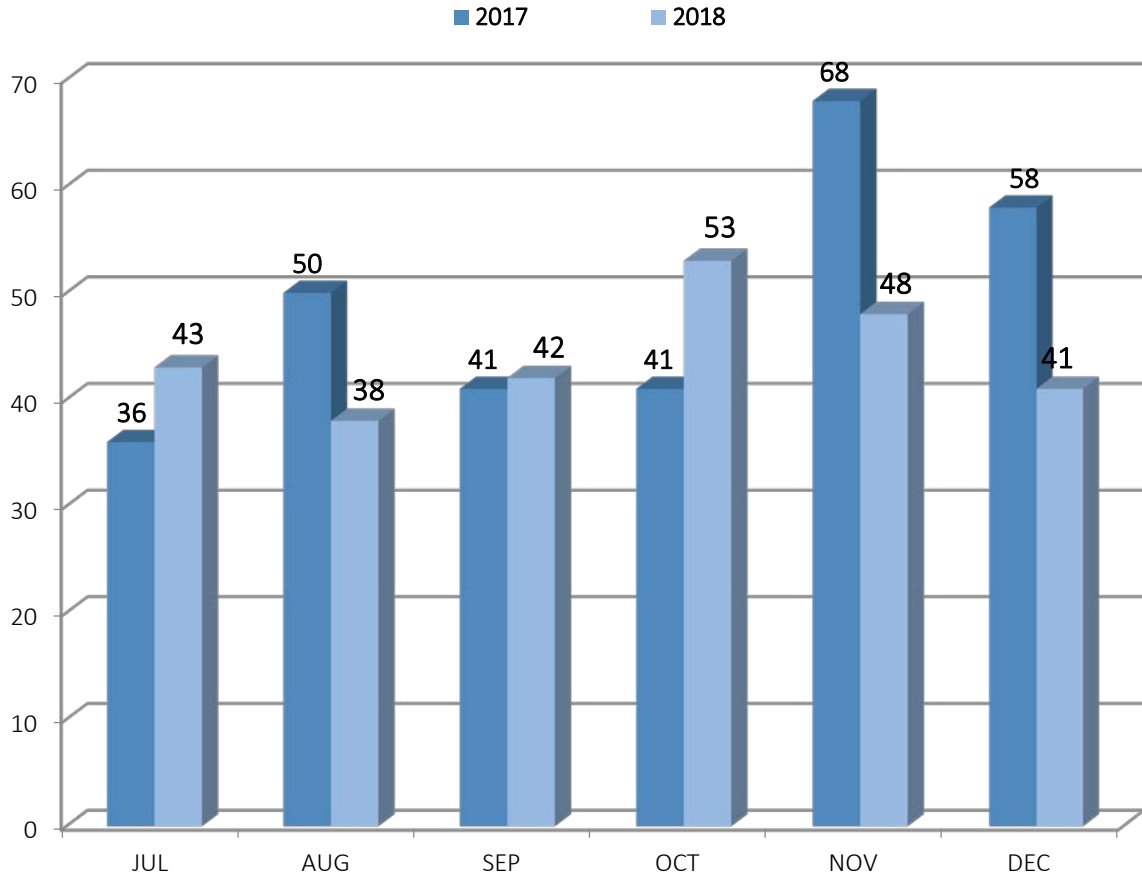
MAINE TOWN					OUT-OF-STATE					OUT-OF-COUNTRY	
Alfred	1	Jay	1	Waterville	1	AR	1	NV	1	Angola	5
Auburn	3	Kennebunk	1	West Newfield	1	CA	1	NY	1	DRC	2
Augusta	3	Lewiston	5	Westbrook	6	CT	2	PA	1	Rwanda	3
Bangor	2	Livermore Falls	2	Windham	3	FL	4	TX	1		
Biddeford	4	Oxford	1	Winterport	1	IA	1	VA	1		
Bridgton	2	Presque Isle	1	Wiscasset	1	KS	1	VT	2		
Brunswick	2	Saco	1			KY	1	WI	1		
Cape Elizabeth	1	Sanford	2			MA	2	WV	1		
Charleston	1	South Portland	7			NC	1				
Cumberland	1	Vasselboro	1			ND	1				
Falmouth	1	Waldoboro	1			NH	6				
Gorham	2	Warren	1			NJ	1				
MAINE TOWN:	60	OUT-OF-STATE:	31	OUT-OF-COUNTRY:	10	PORTLAND:	30	Unknown:	2	TOTAL:	133

PORTLAND, CITY-WIDE DECEMBER 2018 SHELTER INTAKES BY MONTH



	INTAKES
Through These Doors	2/2
Family Shelter	23/78
Joe Kreisler	7
Milestone	17
Oxford Street (Men)	102
Oxford Street (Women)	33
Florence House	17
TOTAL	201

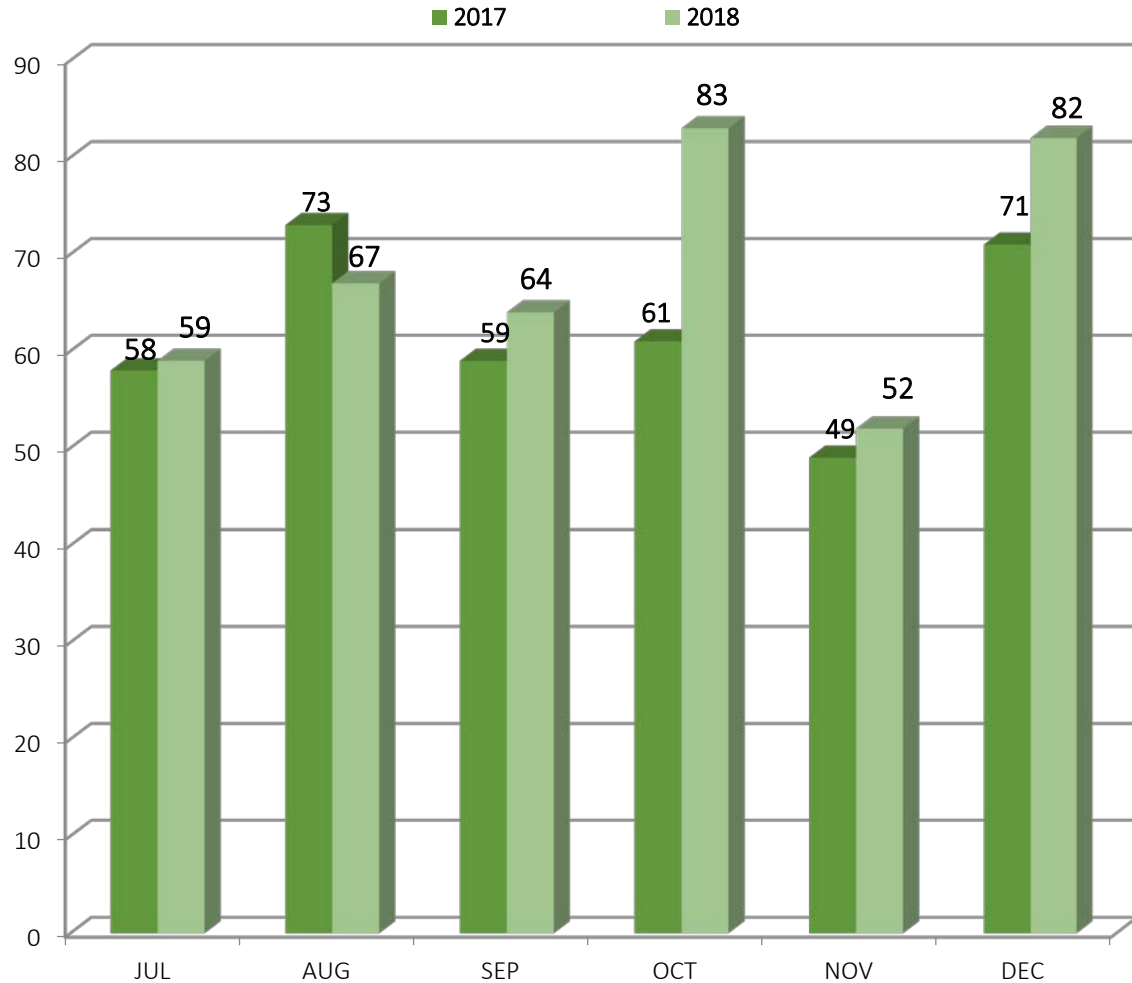
PORTLAND, CITY-WIDE DECEMBER 2018 HOUSING PLACEMENTS BY MONTH



*Starting November, 2013, Oxford Street Shelter shifted prioritization of housing placements to their 30 longest-term stayers.

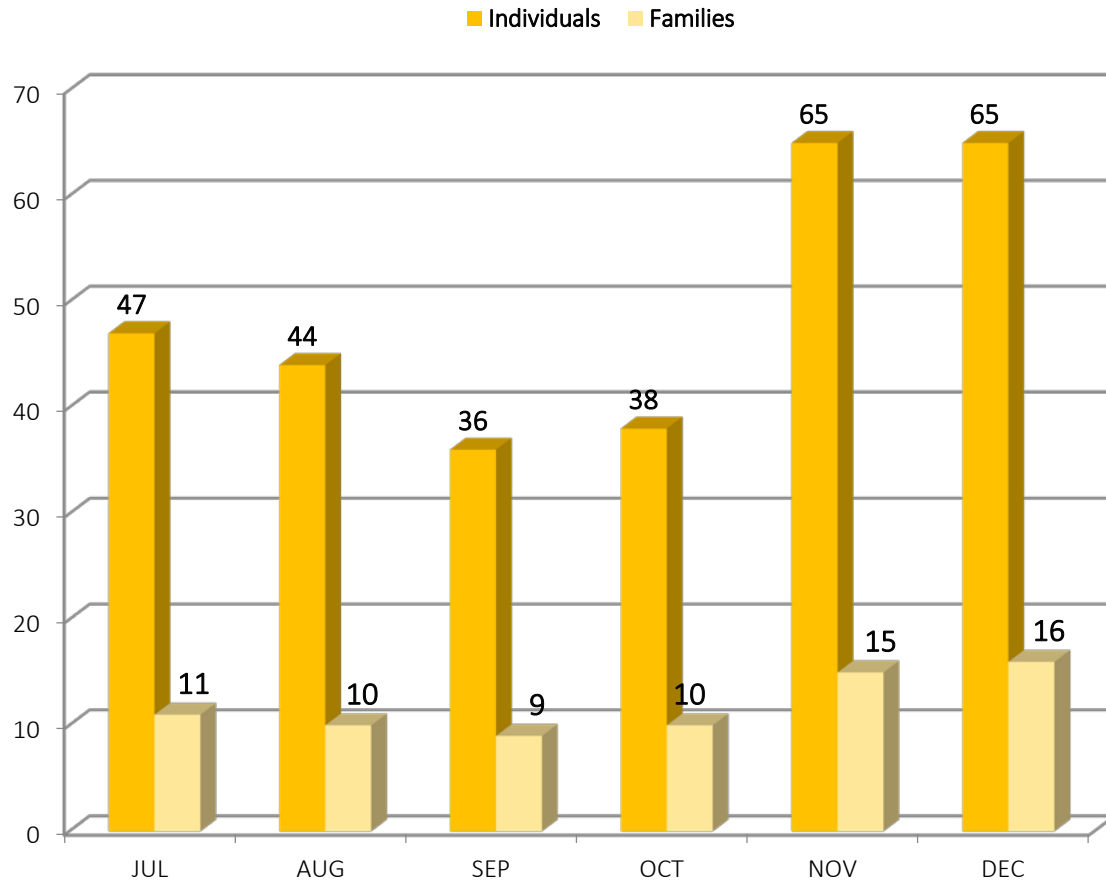
	TOTAL HOUSING PLACEMENTS	TRANSITIONAL	PERMANENT
Through These Doors	0		
Family Shelter	19/65		19/65
Joe Kreisler	5	3	2
Milestone	2		2
Oxford Street (Men)	11		11
Oxford Street (Women)	2		2
Florence House	2		2
TOTAL	41	3	38

PORTLAND, CITY-WIDE DECEMBER 2018 1st TIME HOMELESSNESS STATISTICS (BASED ON SELF-REPORTING)



1 ST TIME HOMELESSNESS STATISTICS % OF ALL INTAKES (BASED ON SELF-REPORTING)	1 ST Time Homeless Intakes	% of Total First Time Homeless Intakes (individuals)
Through These Doors	1/1	1% (1%)
Family Shelter	20/71	24% (52%)
Joe Kreisler	3	4% (2%)
Milestone	11	13% (8%)
Oxford Street (Men)	32	39% (24%)
Oxford Street (Women)	5	6% (4%)
Florence House	10	12% (8%)
TOTAL	82 (133)	100%

PORTLAND, CITY-WIDE DECEMBER 2018 WARMING CENTER STATISTICS BY MONTH



Warming Center Location	Nights Used
Family Shelter only	
Salvation Army only	10
FS & SA	9
FS & Yarmouth	
FS & Preble	12
FS & GA	

Date	Families	Individuals
1	21	88
2	20	79
3	24	96
4	18	74
5	17	69
6	17	69
7	18	62
8	15	62
9	16	67
10	17	71
11	17	72
12	18	77
13	19	79
14	17	73
15	17	73
16	18	75
17	18	76
18	16	72
19	15	66
20	15	65
21	13	55
22	12	50
23	12	50
24	12	50
25	12	50
26	12	49
27	11	47
28	11	50
29	11	50
30	12	53
31	11	49

PORTLAND, CITY-WIDE DECEMBER 2018 SHELTER COUNT BY NIGHT

On December 18:

574 individuals

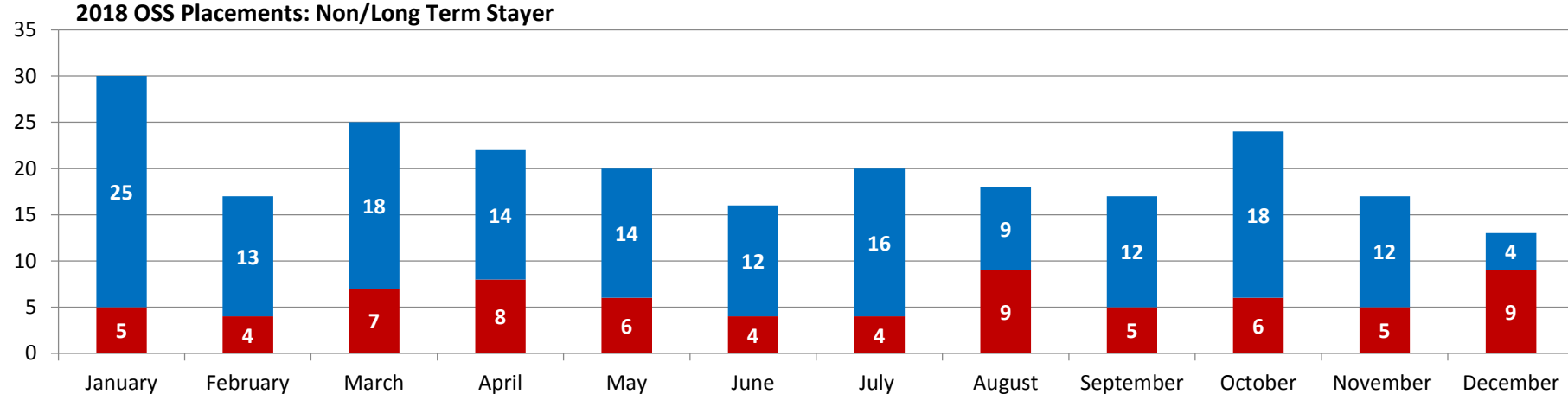
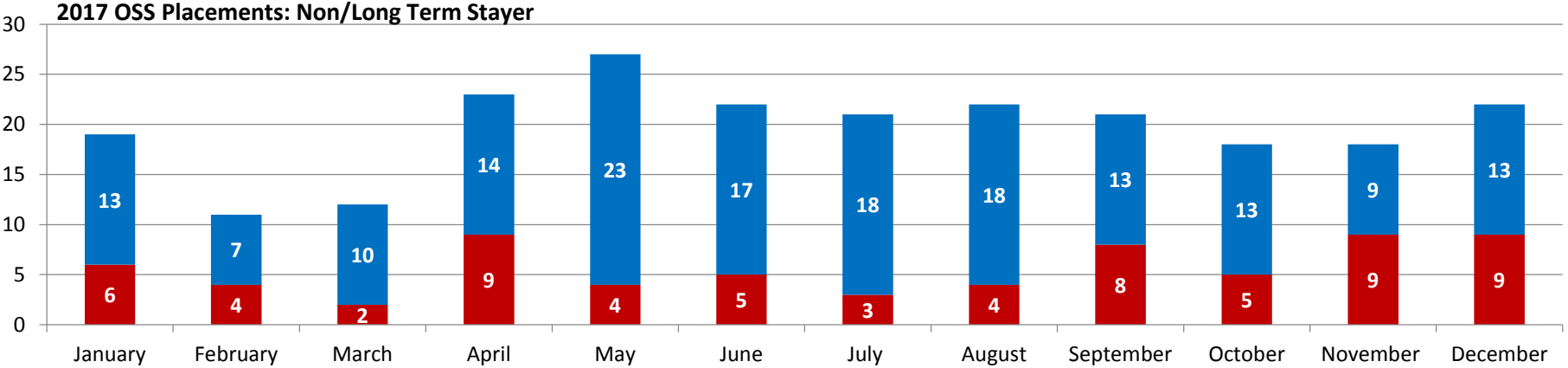
(including families)

were utilizing shelter services in
Portland

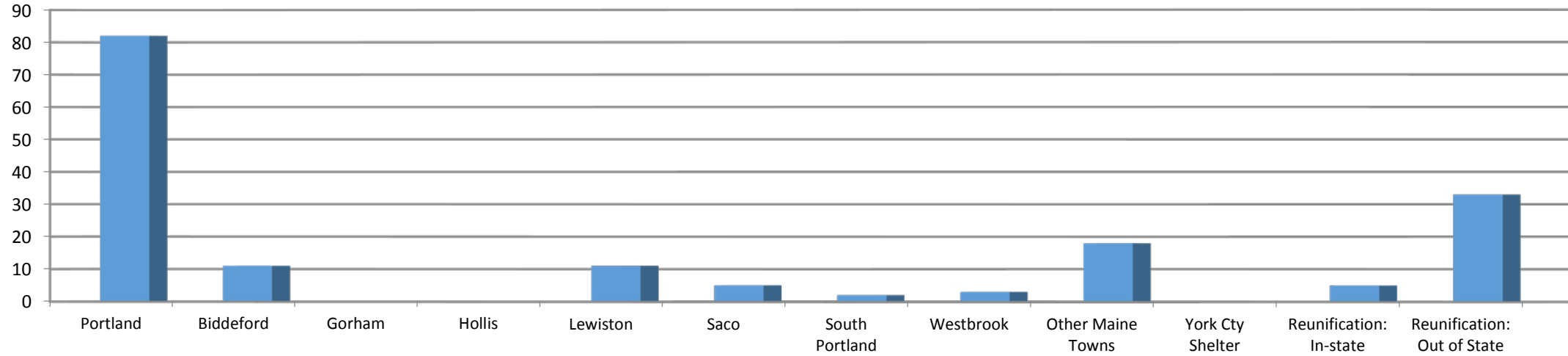
Calendar Day	Through These Doors	Family Shelter	Florence House	Joe Kreisler	Milestone	OSS Beds	OSS Chairs	Total Bed Nights
1	17	224	38	8	40	205	0	532
2	17	215	40	10	44	214	0	540
3	17	232	41	9	38	232	0	569
4	15	215	40	17	39	224	0	550
5	16	210	39	18	39	234	0	556
6	16	210	40	14	39	224	0	543
7	16	202	41	12	33	228	0	532
8	16	202	40	12	36	230	0	536
9	16	207	40	12	38	234	0	547
10	16	206	39	15	44	249	0	569
11	16	210	40	14	38	237	0	555
12	16	211	39	15	41	246	0	568
13	16	211	40	13	37	238	0	555
14	16	216	41	6	45	227	0	551
15	16	211	38	11	40	226	0	542
16	16	213	40	10	41	224	0	544
17	16	214	39	13	45	240	0	567
18	16	207	40	17	40	254	0	574
19	16	204	38	17	41	250	0	566
20	16	193	37	11	36	248	0	541
21	16	195	40	11	40	223	0	525
22	16	192	38	10	41	211	0	508
23	16	192	40	11	38	216	0	513
24	16	192	40	7	27	208	0	490
25	16	192	35	6	31	199	0	479
26	16	188	37	11	44	223	0	519
27	16	185	38	13	38	231	0	521
28	16	191	41	8	42	231	0	529
29	16	186	39	11	42	231	0	525
30	16	189	38	9	36	231	0	519
31	16	187	39	9	41	199	0	491
Total*	498	6,302	1,215	360	1,214	7,067	0	16,656
Avg/night*	16	203	39	12	39	228	0	537
Highest*	17	232	41	18	45	254	0	574
Lowest*	15	185	35	6	27	199	0	479

OXFORD STREET SHELTER & COMMUNITY OVERFLOW HOUSING PLACEMENT DATA

■ Non-LTS ■ Long Term Stayers



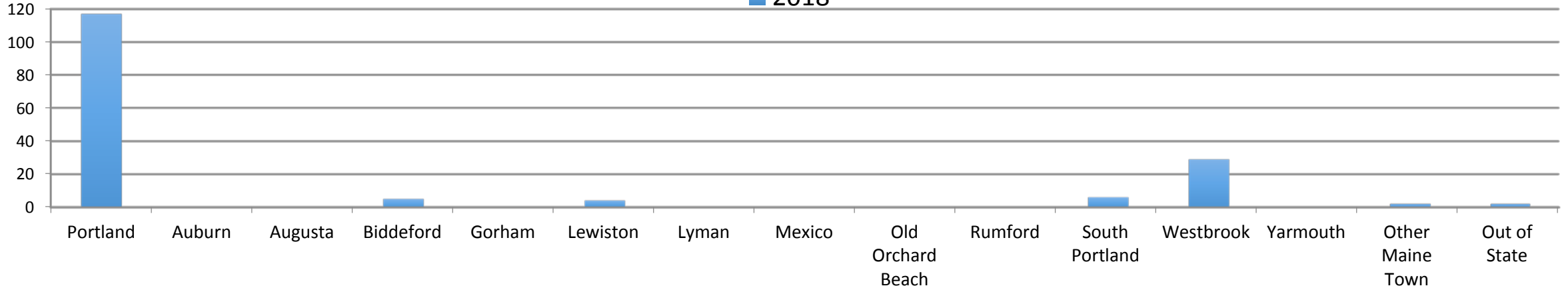
OXFORD STREET SHELTER & COMMUNITY OVERFLOW PERMANENT AND TRANSITIONAL 2018 HOUSING PLACEMENT DATA



	Jan	Feb	Mar	Apr	May	Jun	Jul	Aug	Sep	Oct	Nov	Dec	TOTAL	%
TOTAL HOUSING PLACEMENTS	30	17	25	22	20	16	20	19	17	24	17	13	240	100%
Portland	9	4	12	14	12	10	8	12	10	13	6	5	116	48%
Biddeford	6	3	2	-	-	-	-	-	-	-	2	2	15	6%
Gorham	-	-	-	-	-	-	-	-	-	-	-	-	0	
Hollis	-	-	-	-	-	-	-	-	-	-	-	-	0	
Lewiston	1	3	2	1	3	-	1	-	1	-	1	-	13	5%
Saco	-	4	1	-	-	-	-	-	-	-	-	-	5	2%
South Portland	-	-	-	-	-	-	1	1	-	-	-	-	2	1%
Westbrook	1	-	-	1	-	-	1	-	-	-	-	-	3	1%
Other Maine Towns	1	-	4	2	2	3	5	1	1	1	2	-	22	9%
York County Shelter	-	-	-	-	-	-	-	-	-	-	-	-	0	
Reunification with friends/family in another Maine town*	4	1	-	-	-	-	-	-	-	-	-	2	7	3%
Reunification with friends/family in another state*	8	2	4	4	3	3	4	5	5	10	6	4	58	24%

FAMILY SHELTER PERMANENT AND TRANSITIONAL HOUSING PLACEMENT DATA

■ 2018



	Jan	Feb	Mar	Apr	May	Jun	Jul	Aug	Sep	Oct	Nov	Dec	TOTAL	%
TOTAL HOUSING PLACEMENTS	17	7	16	17	11	13	11	10	15	10	19	19	165	100%
Portland	12	6	9	13	7	10	7	6	12	8	12	15	117	71%
Auburn	-	-	-	-	-	-	-	-	-	-	-	-	0	0%
Augusta	-	-	-	-	-	-	-	-	-	-	-	-	0	0%
Biddeford	1	-	3	-	1	-	-	-	-	-	-	-	5	3%
Gorham	-	-	-	-	-	1	-	-	-	-	-	-	0	0%
Lewiston	-	-	-	1	-	2	-	-	1	-	-	-	4	2%
Lyman	-	-	-	-	-	-	-	-	-	-	-	-	0	0%
Mexico	-	-	-	-	-	-	-	-	-	-	-	-	0	0%
Old Orchard Beach	-	-	-	-	-	-	-	-	-	-	-	-	0	0%
Rumford	-	-	-	-	-	-	-	-	-	-	-	-	0	0%
South Portland	1	-	2	-	-	-	-	-	1	1	-	1	6	4%
Westbrook	3	1	2	3	2	-	4	3	1	1	6	3	29	18%
Yarmouth	-	-	-	-	-	-	-	-	-	-	-	-	0	0%
Other Maine Town	-	-	-	-	-	1	-	-	-	-	1	-	2	1%
Out of State	-	-	-	-	1	-	-	1	-	-	-	-	2	1%