

PORTLAND HOMELESS SHELTERS

Average Total Number of Individuals Residing in Shelters per Night:

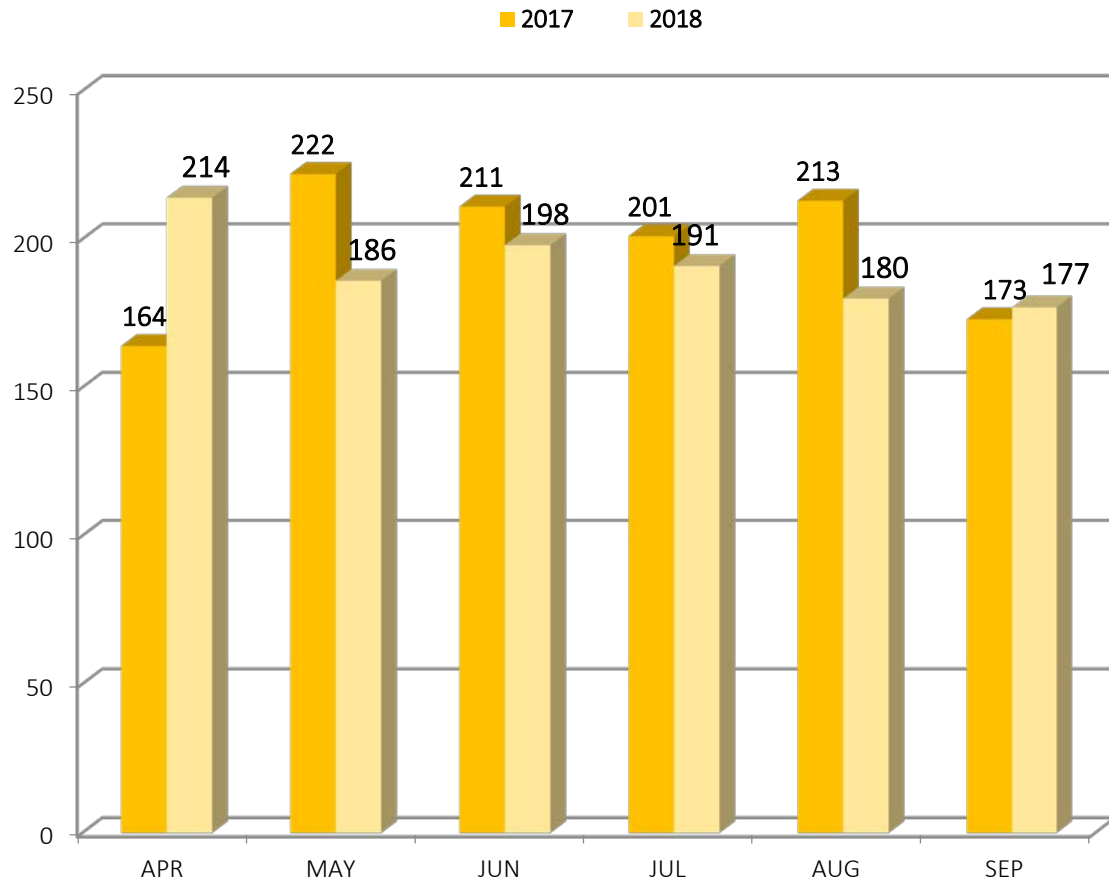
	September 2017	September 2018
ADOLESCENTS	17 Individuals	20 Individuals
FAMILIES	157 Individuals 51 Average Families	204 Individuals 61 Average Families
ADULTS	273 Individuals	277 Individuals
Total	447 Individuals	501 Individuals

30 Days in the Month of September.

OXFORD STREET SHELTER
 SEPTEMBER 2018
 Intakes by Residency

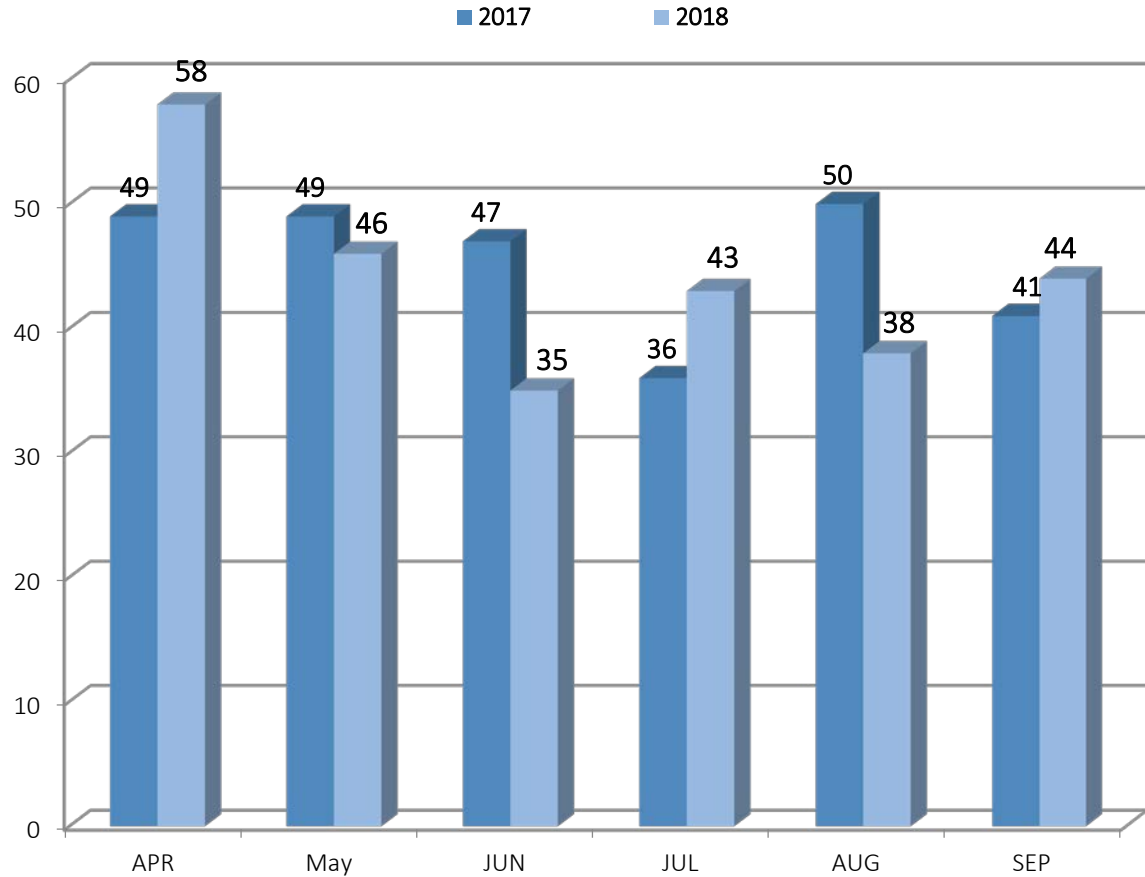
MAINE TOWN					NJOUT-OF-STATE					OUT-OF-COUNTRY	
Alfred	1	Lewiston	5	Winthrop	1	AL	1	NJ	1	Angola	2
Arundel	1	Limerick	1			AZ	2	NY	2	DRC	2
Auburn	1	Lincoln	1			CA	4	OK	2		
Augusta	1	Naples	2			CT	3	OR	1		
Bangor	5	Norway	1			FL	3	SC	1		
Bath	1	Parsonsfield	1			GA	2	TN	1		
Bethel	1	Randolph	1			ID	1	TX	1		
Biddeford	4	Sanford	1			KY	1	WA	1		
Buxton	2	South Portland	4			MA	2	WY	1		
Cherryfield	1	Warren	1			MI	1				
Gray	1	Waterboro	1			MN	1				
Hampden	1	Westbrook	7			NH	2				
MAINE TOWN:	47	OUT-OF-STATE:	34	OUT-OF-COUNTRY:	4	PORTLAND:	41	Unknown:	5	TOTAL:	131

PORTLAND, CITY-WIDE September 2018 SHELTER INTAKES BY MONTH



	INTAKES
Through These Doors	2/4
Family Shelter	16/54
Joe Kreisler	10
Milestone	9
Oxford Street (Men)	100
Oxford Street (Women)	31
Florence House	9
TOTAL	177

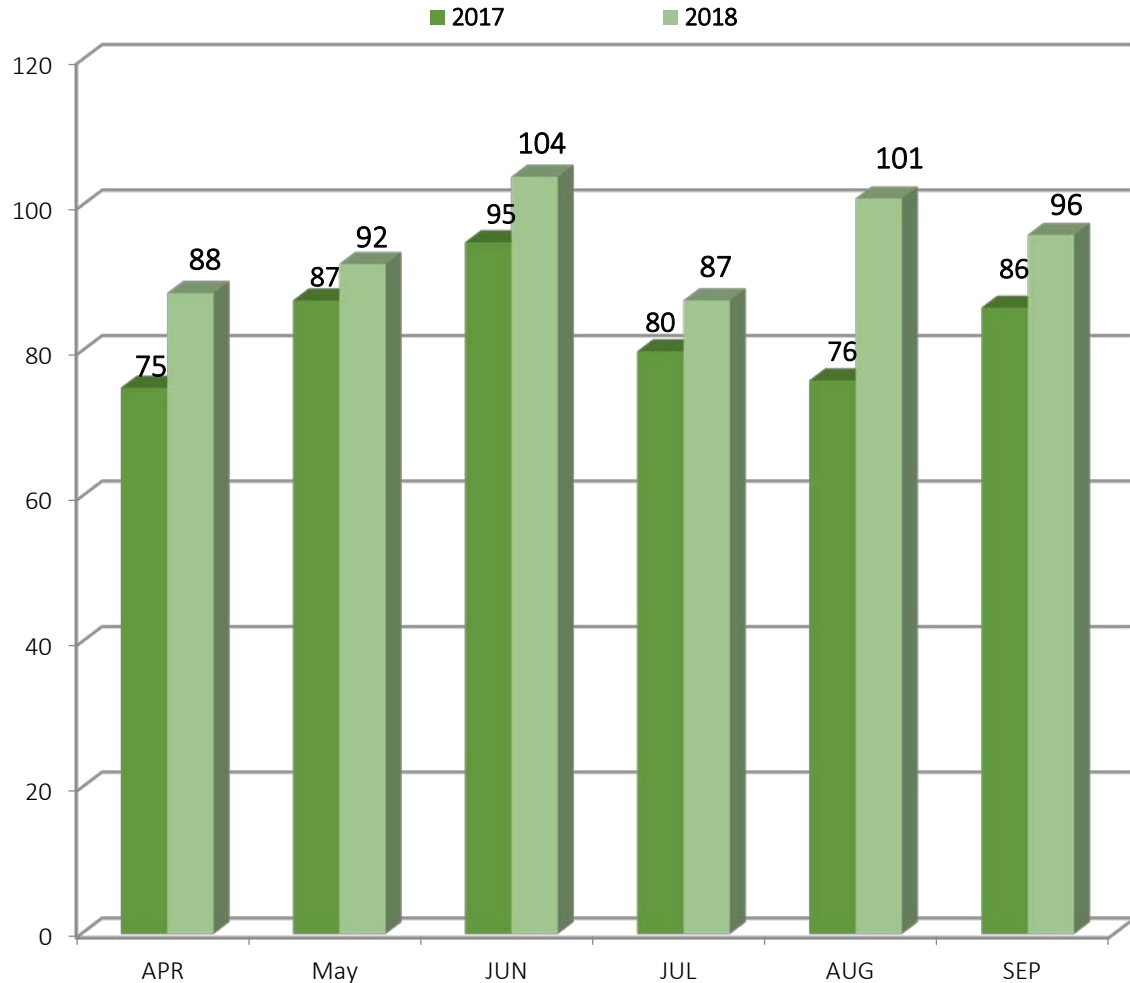
PORTLAND, CITY-WIDE SEPTEMBER 2018 HOUSING PLACEMENTS BY MONTH



*Starting November, 2013, Oxford Street Shelter shifted prioritization of housing placements to their 30 longest-term stayers.

	TOTAL HOUSING PLACEMENTS	TRANSITIONAL	PERMANENT
Through These Doors	0/0	0	0/0
Family Shelter	15/46	0	15/46
Joe Kreisler	9	1	8
Milestone	1	0	1
Oxford Street (Men)	13	0	13
Oxford Street (Women)	4	0	4
Florence House	2	1	1
TOTAL	44	2	42

PORTLAND, CITY-WIDE SEPTEMBER 2018 1st TIME HOMELESSNESS STATISTICS (BASED ON SELF-REPORTING)



1 ST TIME HOMELESSNESS STATISTICS % OF ALL INTAKES (BASED ON SELF-REPORTING)	1 ST Time Homeless Intakes	% of Total First Time Homeless Intakes
Through These Doors	0/0	0%
Family Shelter	14/46	48%
Joe Kreisler	7	7%
Milestone	7	7%
Oxford Street (Men)	17	17%
Oxford Street (Women)	11	11%
Florence House	8	8%
TOTAL	96	100%

PORTLAND, CITY-WIDE SEPTEMBER 2018 SHELTER COUNT BY NIGHT

On September 27:

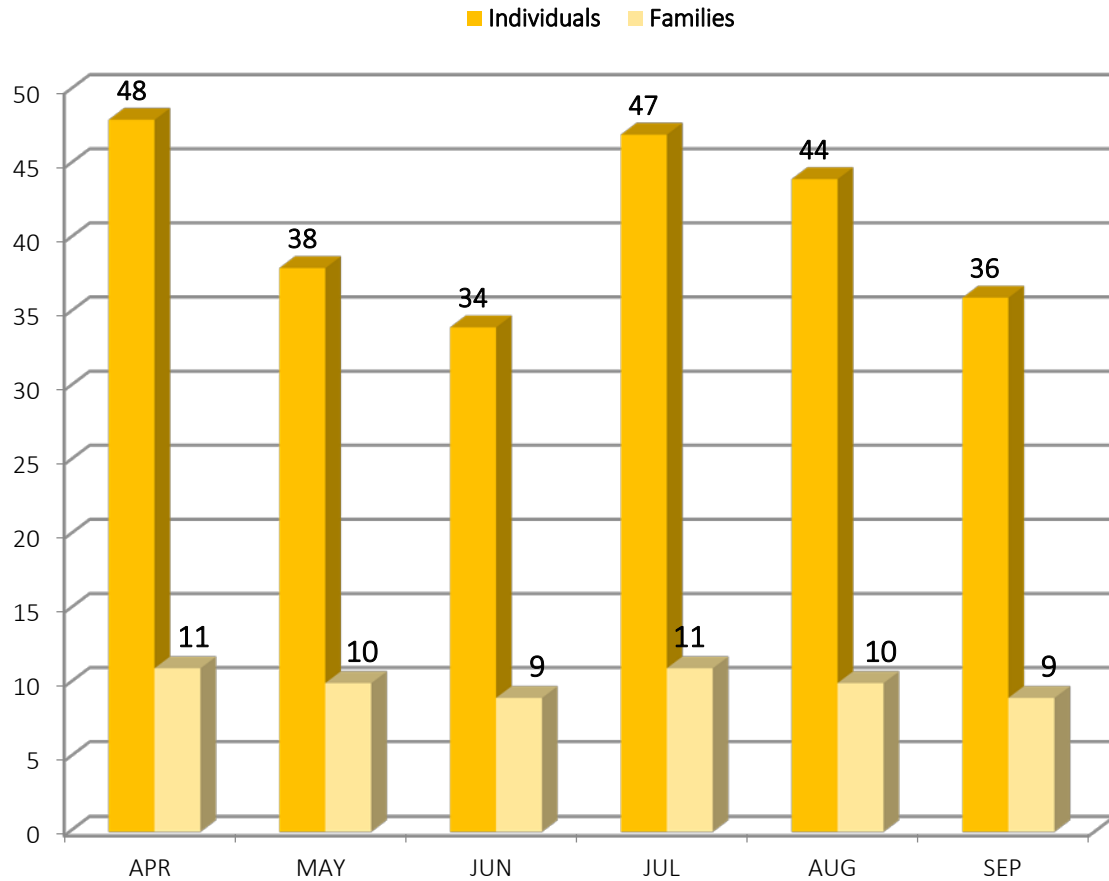
518 individuals

(including families)

were utilizing shelter services in
Portland

Calendar Day	Through These Doors	Family Shelter	Florence House	Joe Kreisler	Milestone	OSS Beds	OSS Chairs	Total Bed Nights
1	13	194	35	18	35	202	0	497
2	13	194	40	22	31	187	0	487
3	13	178	40	20	39	193	0	483
4	13	193	40	22	32	189	0	489
5	17	188	40	21	34	185	0	485
6	16	189	40	20	34	196	0	495
7	16	190	40	18	40	204	0	508
8	16	192	40	18	43	208	0	517
9	16	195	39	18	32	208	0	508
10	16	194	38	21	38	207	0	514
11	16	192	40	22	33	199	0	502
12	16	194	40	24	34	194	0	502
13	16	192	40	19	37	193	0	497
14	16	187	40	19	37	215	0	514
15	16	187	40	16	33	206	0	498
16	16	187	40	20	36	196	0	495
17	16	187	39	20	38	199	0	499
18	16	187	39	24	41	196	0	503
19	16	192	40	21	38	197	0	504
20	16	190	39	19	34	208	0	506
21	16	184	39	20	34	214	0	507
22	16	184	39	18	34	204	0	495
23	16	188	40	14	36	200	0	494
24	16	176	39	24	42	215	0	512
25	16	182	38	18	40	201	0	495
26	16	184	38	20	39	200	0	497
27	16	189	38	19	43	213	0	518
28	16	191	41	18	37	206	0	509
29	16	191	40	17	33	204	0	501
30	16	186	40	23	35	202	0	502
Total*	469	5,657	1,181	593	1,092	6,041	0	15,033
Avg/night*	16	189	39	20	36	201	0	501
Highest*	17	195	41	24	43	215	0	518
Lowest*	13	176	35	14	31	185	0	483

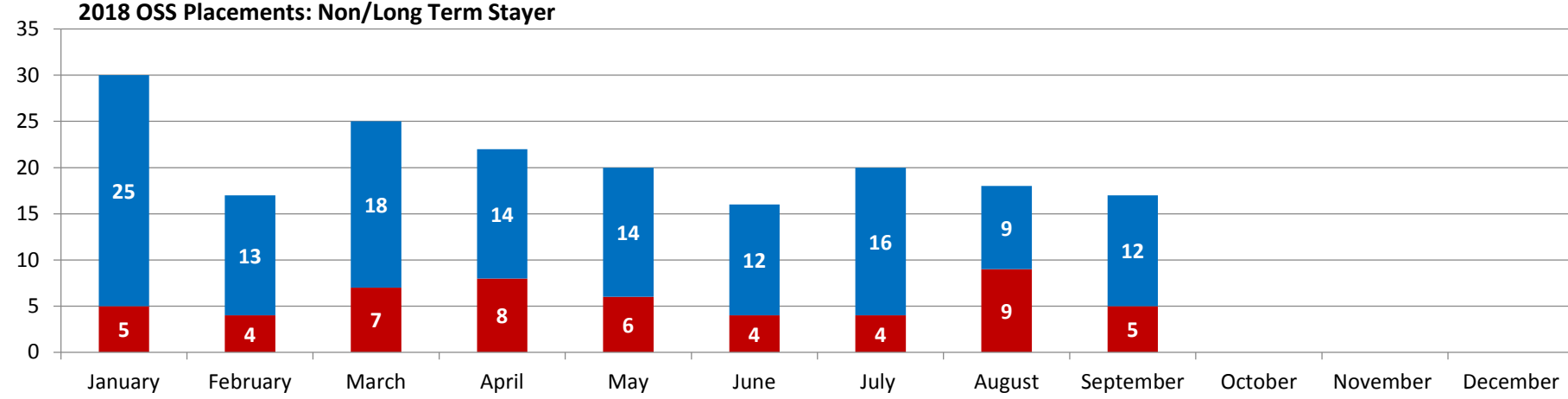
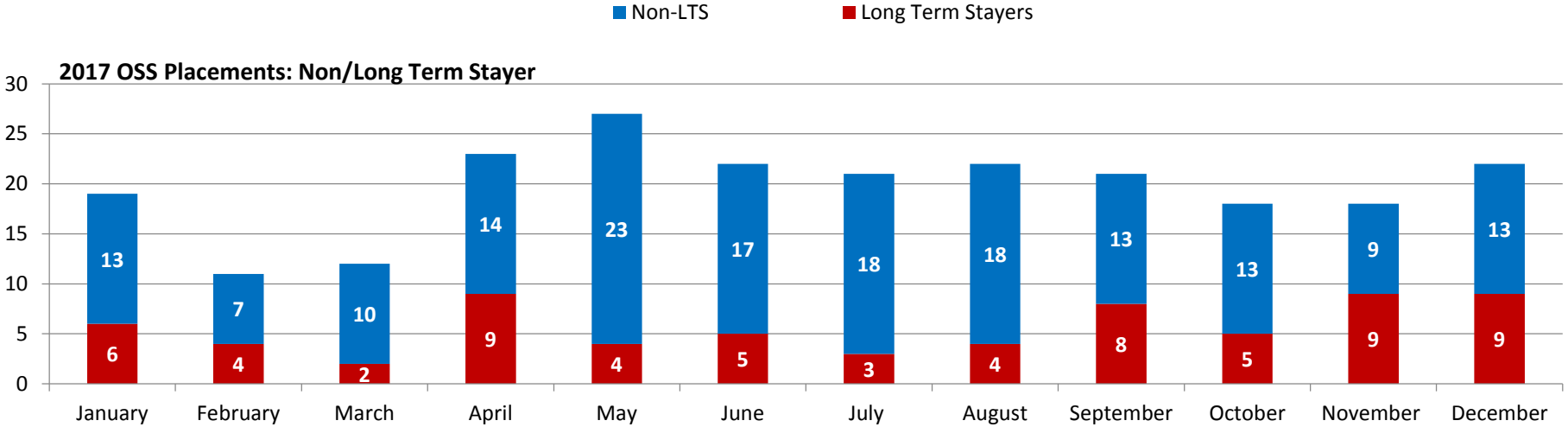
PORTLAND, CITY-WIDE SEPTEMBER 2018 WARMING CENTER STATISTICS BY MONTH



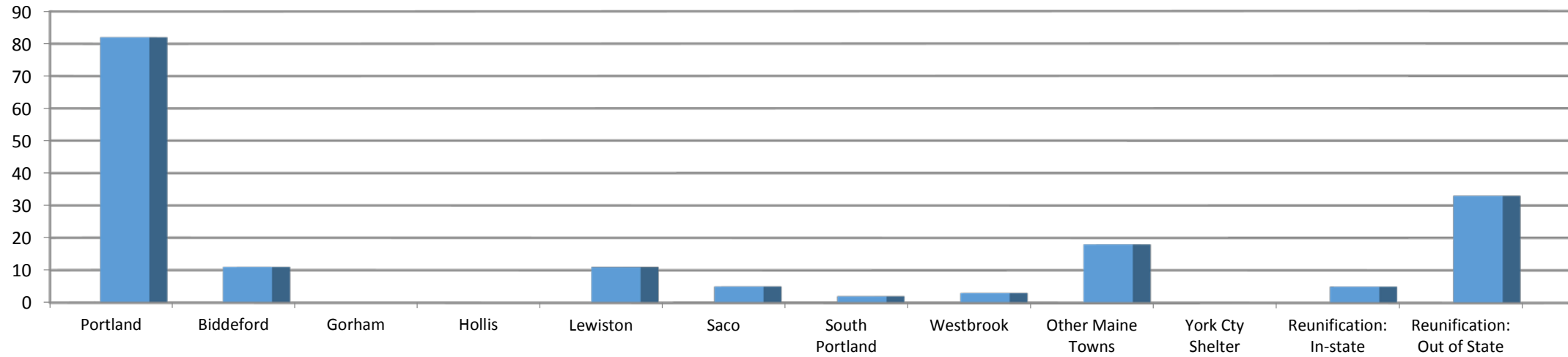
Warming Center Location	Nights Used
Family Shelter only	
Salvation Army only	31
FS & SA	
FS & Yarmouth	
FS & Preble	
FS & GA	

Date	Families	Individuals
1	10	45
2	10	45
3	7	29
4	10	44
5	10	44
6	9	39
7	9	37
8	9	39
9	10	42
10	10	40
11	9	36
12	9	36
13	9	36
14	8	30
15	8	30
16	8	30
17	8	30
18	8	30
19	9	36
20	9	36
21	8	33
22	8	33
23	9	37
24	8	33
25	8	32
26	8	34
27	9	39
28	9	39
29	9	39
30	8	34

OXFORD STREET SHELTER & COMMUNITY OVERFLOW HOUSING PLACEMENT DATA




OXFORD STREET SHELTER & COMMUNITY OVERFLOW PERMANENT AND TRANSITIONAL 2018 HOUSING PLACEMENT DATA



	Jan	Feb	Mar	Apr	May	Jun	Jul	Aug	Sep	Oct	Nov	Dec	TOTAL	%
TOTAL HOUSING PLACEMENTS	30	17	25	22	20	16	20	19	17		-	-	186	100%
Portland	9	4	12	14	12	10	8	12	10	-	-	-	92	49%
Biddeford	6	3	2	-	-	-	-	-	-	-	-	-	11	6%
Gorham	-	-	-	-	-	-	-	-	-	-	-	-	0	
Hollis	-	-	-	-	-	-	-	-	-	-	-	-	0	
Lewiston	1	3	2	1	3	-	1	-	1	-	-	-	12	6%
Saco	-	4	1	-	-	-	-	-	-	-	-	-	5	3%
South Portland	-	-	-	-	-	-	1	1	-	-	-	-	2	1%
Westbrook	1	-	-	1	-	-	1	-	-	-	-	-	3	2%
Other Maine Towns	1	-	4	2	2	3	5	1	1	-	-	-	19	10%
York County Shelter	-	-	-	-	-	-	-	-	-	-	-	-	0	
Reunification with friends/family in another Maine town*	4	1	-	-	-	-	-	-	-	-	-	-	5	3%
Reunification with friends/family in another state*	8	2	4	4	3	3	4	5	5	-	-	-	38	20%

FAMILY SHELTER PERMANENT AND TRANSITIONAL HOUSING PLACEMENT DATA

■ 2018



	Jan	Feb	Mar	Apr	May	Jun	Jul	Aug	Sep	Oct	Nov	Dec	TOTAL	
TOTAL HOUSING PLACEMENTS	17	7	16	17	11	13	11	10	15				117	100%
Portland	12	6	9	13	7	10	7	6	12	-	-	-	82	70%
Auburn	-	-	-	-	-	-	-	-	-	-	-	-	0	0%
Augusta	-	-	-	-	-	-	-	-	-	-	-	-	0	0%
Biddeford	1	-	3	-	1	-	-	-	-	-	-	-	5	4%
Gorham	-	-	-	-	-	1	-	-	-	-	-	-	0	0%
Lewiston	-	-	-	1	-	2	-	-	1	-	-	-	4	3%
Lyman	-	-	-	-	-	-	-	-	-	-	-	-	0	0%
Mexico	-	-	-	-	-	-	-	-	-	-	-	-	0	0%
Old Orchard Beach	-	-	-	-	-	-	-	-	-	-	-	-	0	0%
Rumford	-	-	-	-	-	-	-	-	-	-	-	-	0	0%
South Portland	1	-	2	-	-	-	-	-	1	-	-	-	4	3%
Westbrook	3	1	2	3	2	-	4	3	1	-	-	-	19	17%
Yarmouth	-	-	-	-	-	-	-	-	-	-	-	-	0	0%
Other Maine Town	-	-	-	-	-	1	-	-	-	-	-	-	1	1%
Out of State	-	-	-	-	1	-	-	1	-	-	-	-	2	2%