

PORTLAND HOMELESS SHELTERS

Average Total Number of Individuals Residing in Shelters per Night:

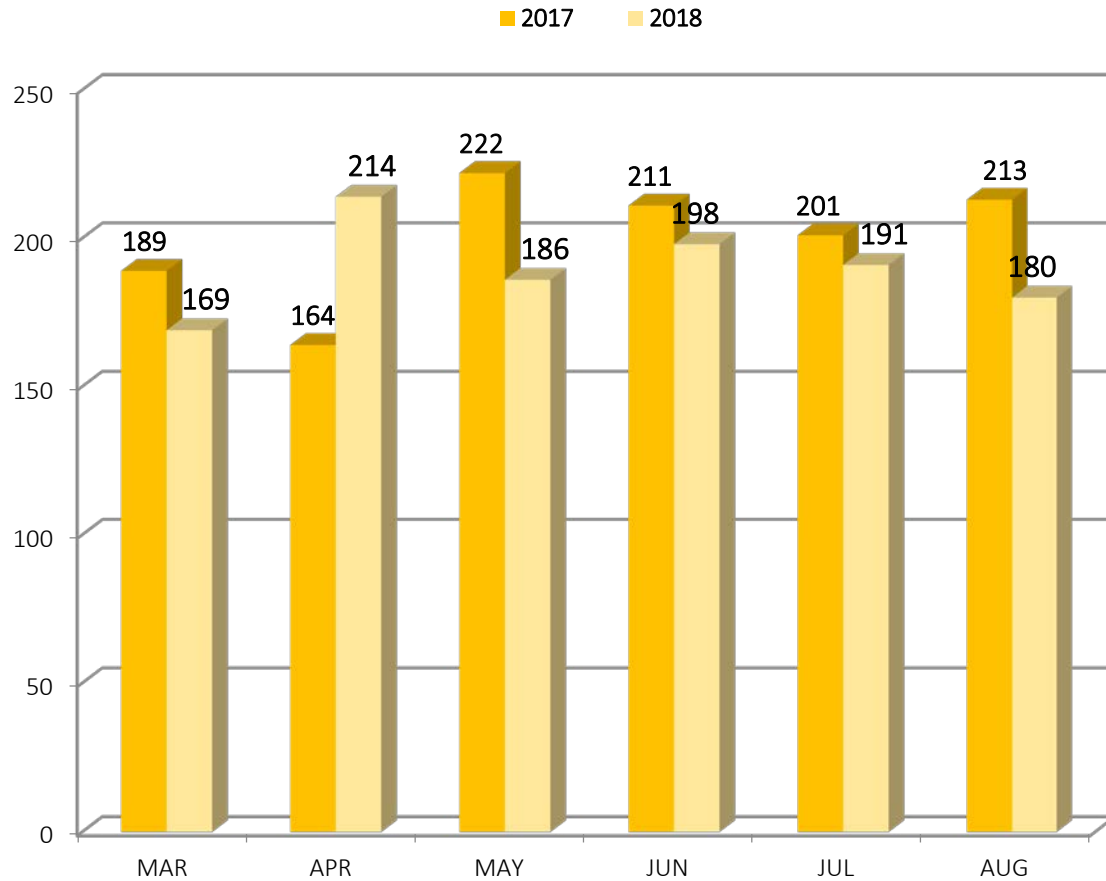
	August 2017	August 2018
ADOLESCENTS	12 Individuals	19 Individuals
FAMILIES	153 Individuals 39 Average Families	206 Individuals 64 Average Families
ADULTS	271 Individuals	282 Individuals
Total	436 Individuals	507 Individuals

31 Days in the Month of August

OXFORD STREET SHELTER
AUGUST 2018
Intakes by Residency

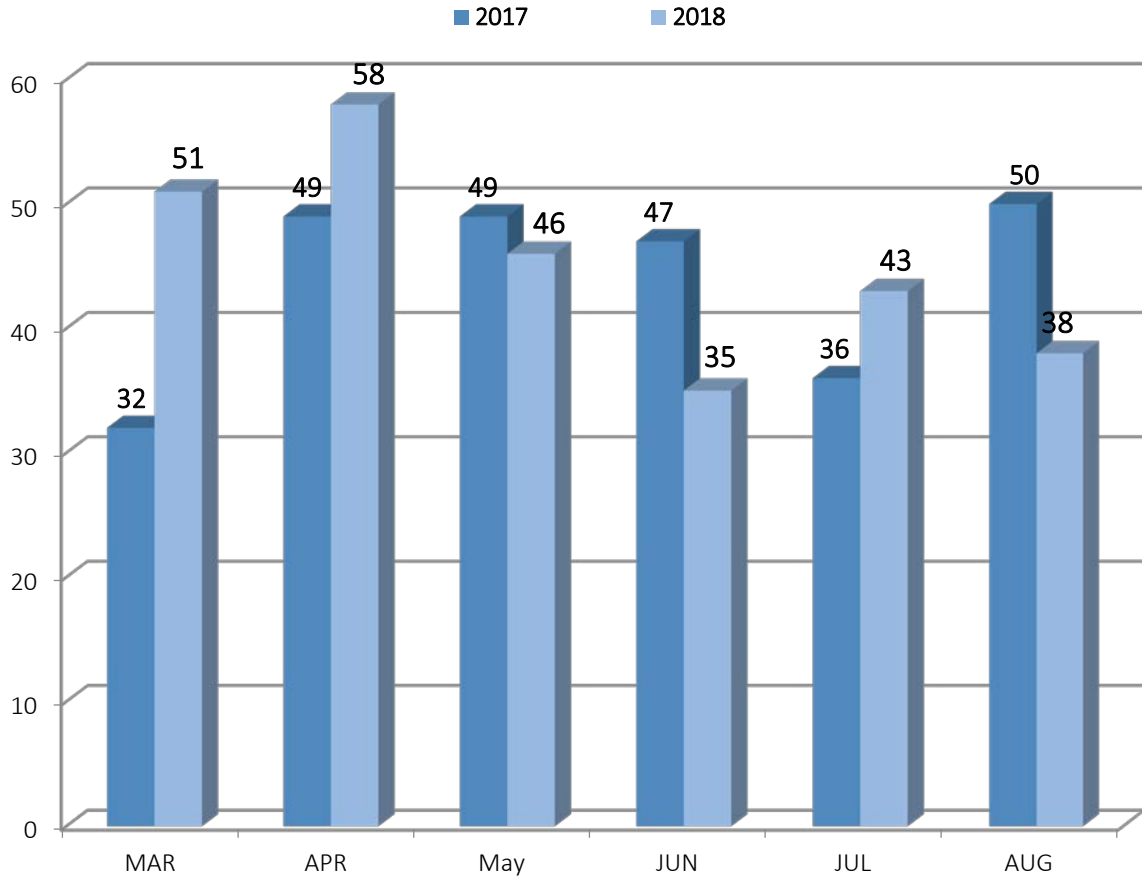
MAINE TOWN					OUT-OF-STATE					OUT-OF-COUNTRY	
Alfred ME	1	Kennebunk	1	Standish	1	FL	6	OH	2	Angola	2
Arundel ME	1	Lewiston	3	Warren	3	HI	1	VA	2	Rwanda	1
Auburn ME	1	Lincoln	1	Waterboro	1	KS	1	WA	2		
Bangor ME	3	Lyman	1	Waterville	3	LA	1				
Bath	2	OOB	1	Wells	1	MA	5				
Biddeford	4	Oxford	1	Westbrook	7	MD	1				
Brewer	1	Pembroke	1	Windham	3	NC	1				
Casco	1	Rumford	1	Yarmouth	1	NH	4				
Falmouth	2	Saco	2			NJ	1				
Gray	1	South Portland	6			NY	2				
MAINE TOWN:	55	OUT-OF-STATE:	29	OUT-OF-COUNTRY:	3	PORTLAND:	35	Unknown:	4	TOTAL:	126

PORTLAND, CITY-WIDE AUGUST 2018 SHELTER INTAKES BY MONTH



	INTAKES
Through These Doors	6/6
Family Shelter	13/48
Joe Kreisler	12
Milestone	11
Oxford Street (Men)	92
Oxford Street (Women)	34
Florence House	12
TOTAL	180/215

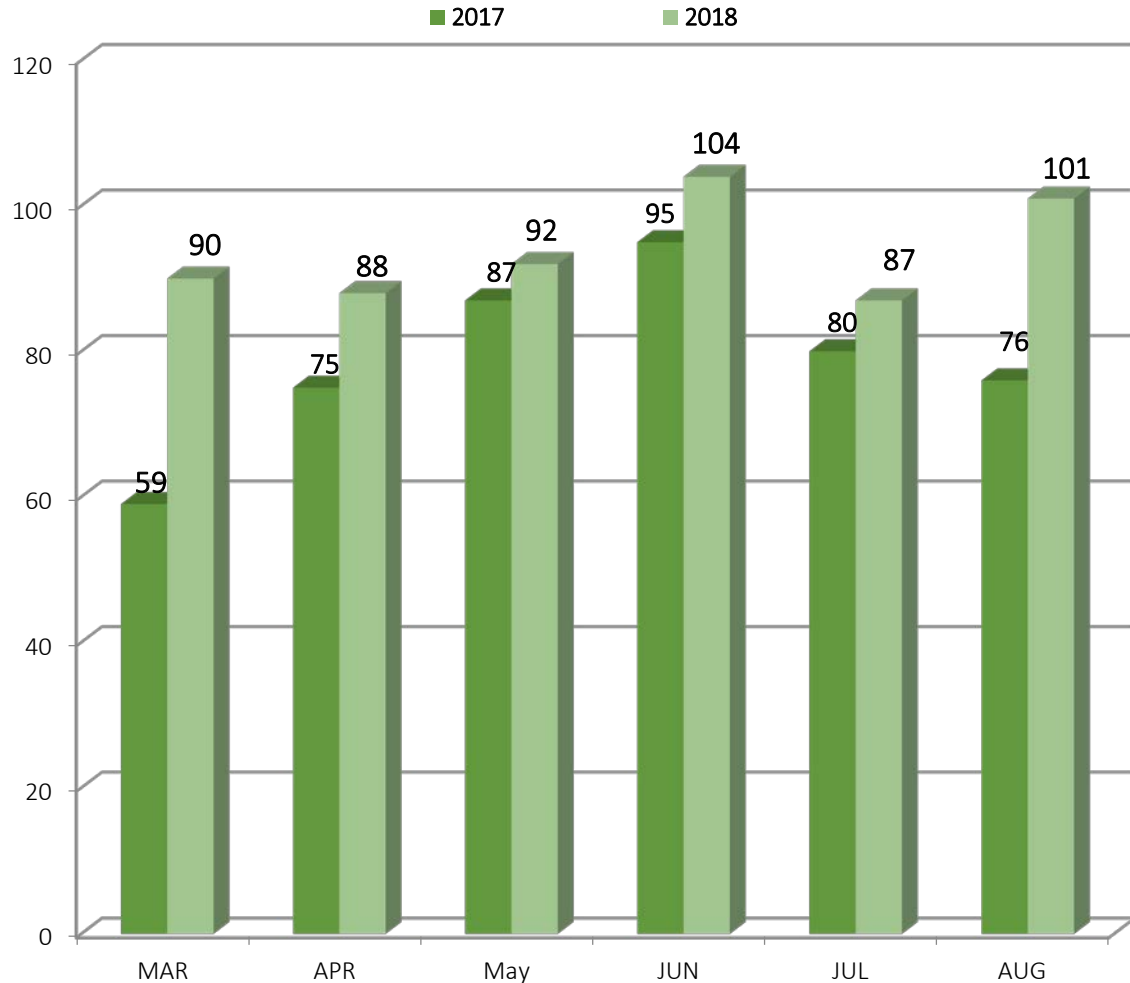
PORTLAND, CITY-WIDE AUGUST 2018 HOUSING PLACEMENTS BY MONTH



*Starting November, 2013, Oxford Street Shelter shifted prioritization of housing placements to their 30 longest-term stayers.

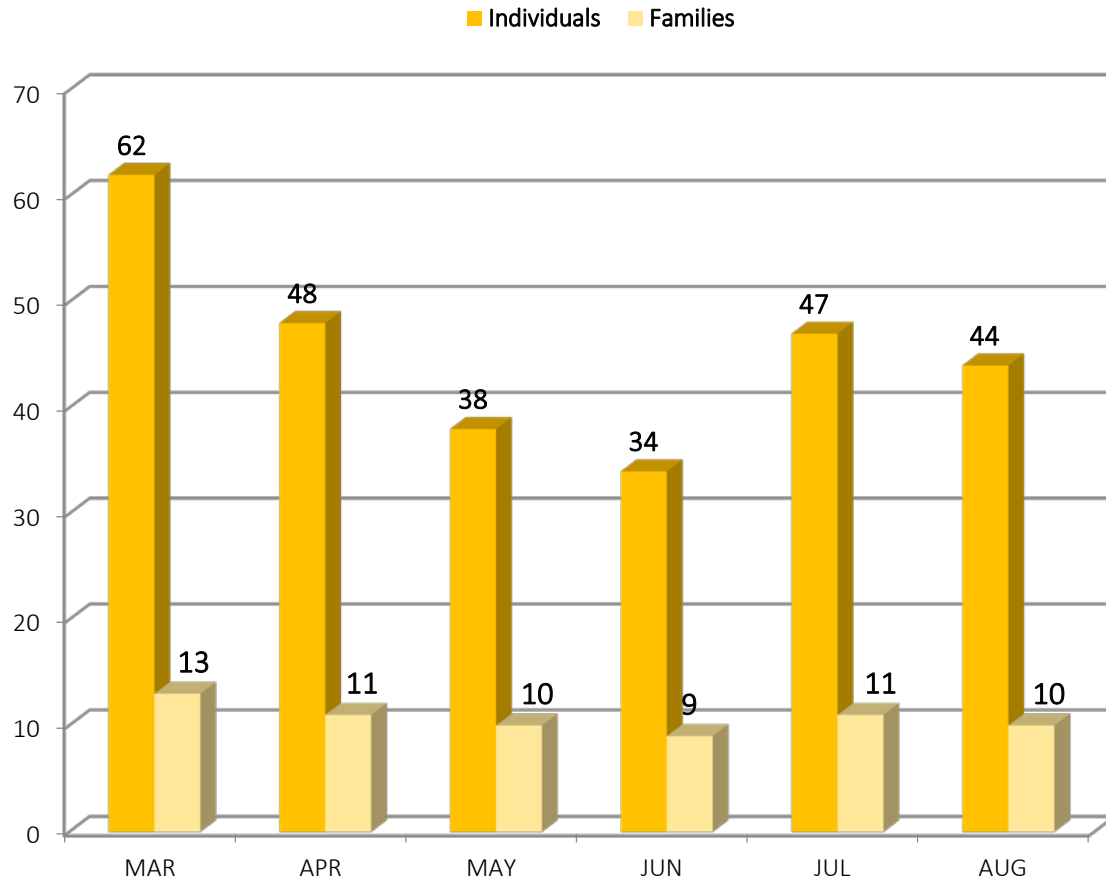
	TOTAL HOUSING PLACEMENTS	TRANSITIONAL	PERMANENT
Through These Doors	4/4	0	4/4
Family Shelter	10/34	0	10/34
Joe Kreisler	3	0	3
Milestone	2	0	2
Oxford Street (Men)	19	0	19
Oxford Street (Women)	0	0	0
Florence House	0	0	0
TOTAL	38/62	0	38/62

PORTLAND, CITY-WIDE AUGUST 2018 1st TIME HOMELESSNESS STATISTICS (BASED ON SELF-REPORTING)



1 ST TIME HOMELESSNESS STATISTICS % OF ALL INTAKES (BASED ON SELF-REPORTING)	1 st Time Homeless Intakes (Individuals)	% of Total First Time Homeless Intakes
Through These Doors	2/2	2%
Family Shelter	12/46	45%
Joe Kreisler	10	10%
Milestone	5	5%
Oxford Street (Men)	18	18%
Oxford Street (Women)	15	15%
Florence House	5	5%
TOTAL	101	100%

PORTLAND, CITY-WIDE AUGUST 2018 WARMING CENTER STATISTICS BY MONTH



Warming Center Location	Nights Used
Family Shelter only	1
Salvation Army only	
FS & SA	30
FS & Yarmouth	
FS & Preble	
FS & GA	

Date	Families	Individuals
1	13	53
2	13	53
3	9	35
4	10	37
5	9	34
6	11	42
7	11	42
8	12	44
9	10	39
10	8	31
11	10	39
12	11	43
13	12	50
14	10	46
15	10	45
16	11	48
17	11	47
18	10	47
19	10	47
20	10	46
21	10	46
22	9	42
23	9	42
24	9	42
25	11	50
26	10	47
27	11	51
28	11	51
29	10	45
30	10	45
31	10	45

PORTLAND, CITY-WIDE AUGUST 2018 SHELTER COUNT BY NIGHT

On August 21:

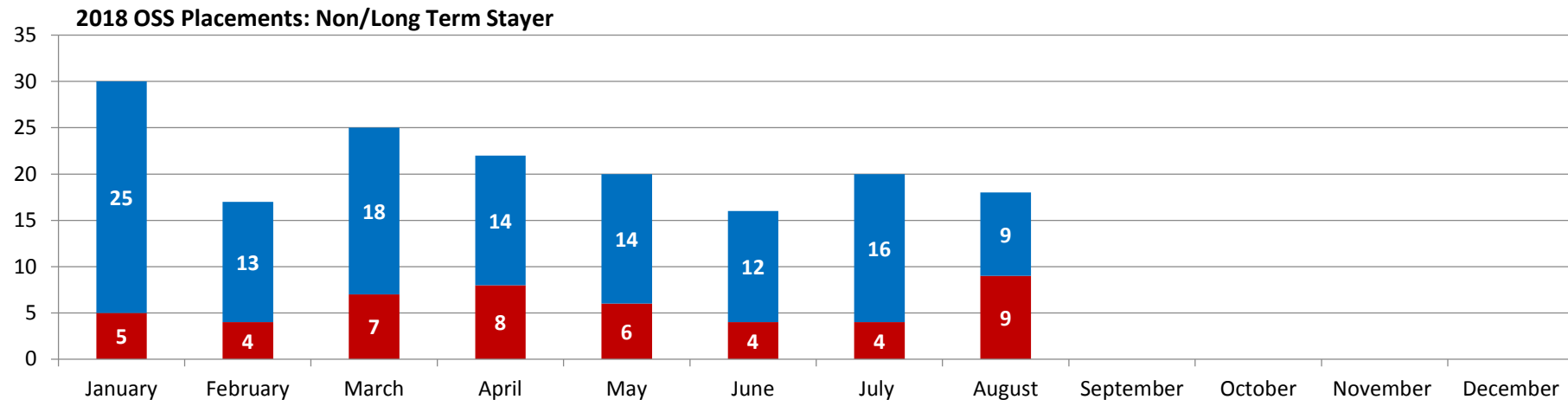
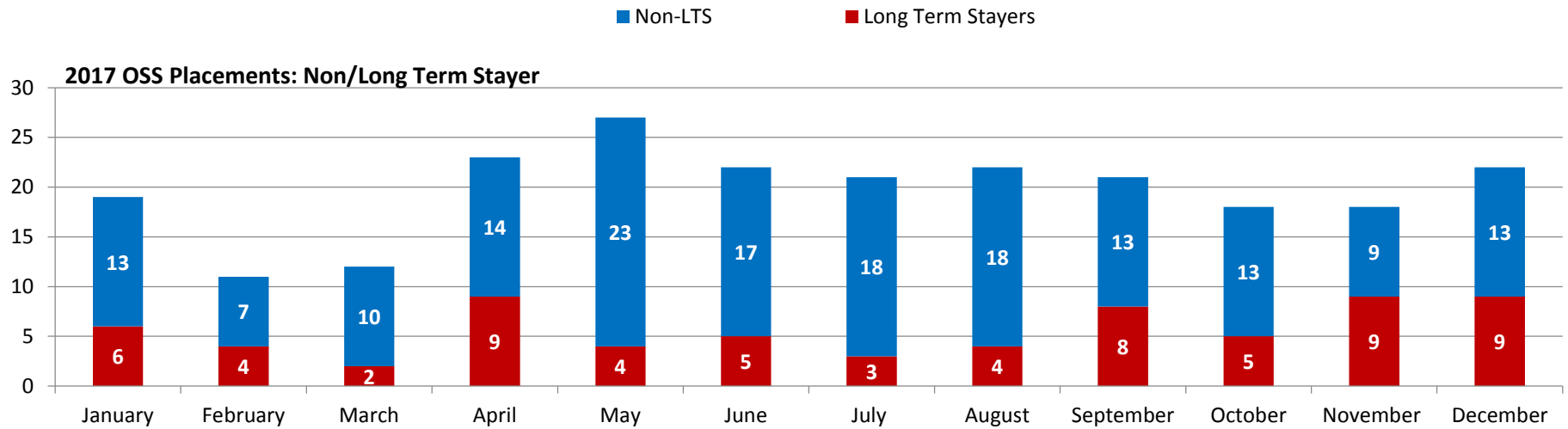
532 individuals

(including families)

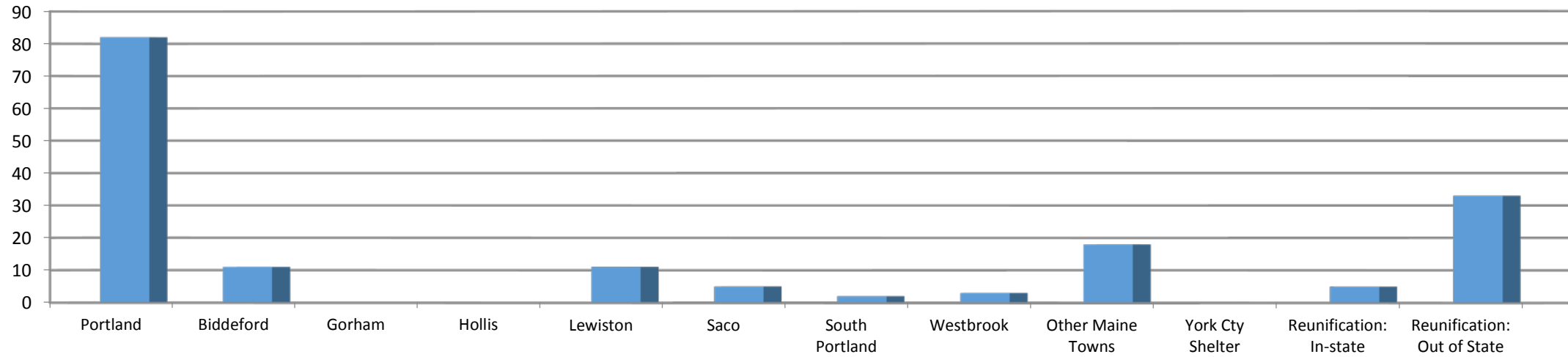
were utilizing shelter services in
Portland

Calendar Day	Through These Doors	Family Shelter	Florence House	Joe Kreisler	Milestone	OSS Beds	OSS Chairs	Total Bed Nights
1	16	199	41	19	38	209	0	522
2	16	199	37	21	28	197	0	498
3	16	179	41	13	28	193	0	470
4	16	181	40	14	38	199	0	488
5	16	178	40	15	29	186	0	464
6	16	180	40	19	36	205	0	496
7	16	181	40	19	33	215	0	504
8	16	189	40	17	37	221	0	520
9	16	183	41	19	35	229	0	523
10	15	180	38	16	33	204	0	486
11	15	188	40	15	34	204	0	496
12	15	192	40	21	32	198	0	498
13	15	194	39	21	33	205	0	507
14	15	191	40	22	37	218	0	523
15	12	190	40	18	39	214	0	513
16	12	193	40	20	40	213	0	518
17	14	196	40	18	32	208	0	508
18	14	196	40	18	35	201	0	504
19	14	196	40	18	39	196	0	503
20	14	196	40	16	44	217	0	527
21	15	196	40	24	35	222	0	532
22	15	190	40	22	39	215	0	521
23	16	191	39	24	35	208	0	513
24	16	189	40	19	34	205	0	503
25	16	197	40	20	34	199	0	506
26	15	194	40	17	35	198	0	499
27	16	198	40	19	37	212	0	522
28	16	198	38	19	35	215	0	521
29	15	192	40	22	37	219	0	525
30	14	192	40	20	34	208	0	508
31	12	193	40	20	30	193	0	488
Total*	465	5,911	1,234	585	1,085	6,426	0	15,706
Avg/night*	15	191	40	19	35	207	0	507
Highest*	16	199	41	24	44	229	0	532
Lowest*	12	178	37	13	28	186	0	464

OXFORD STREET SHELTER & COMMUNITY OVERFLOW HOUSING PLACEMENT DATA




OXFORD STREET SHELTER & COMMUNITY OVERFLOW PERMANENT AND TRANSITIONAL 2018 HOUSING PLACEMENT DATA



	Jan	Feb	Mar	Apr	May	Jun	Jul	Aug	Sep	Oct	Nov	Dec	TOTAL	%
TOTAL HOUSING PLACEMENTS	30	17	25	22	20	16	20	19	-	-	-	-	169	100%
Portland	9	4	12	14	12	10	8	12	-	-	-	-	82	49%
Biddeford	6	3	2	-	-	-	-	-	-	-	-	-	11	7%
Gorham	-	-	-	-	-	-	-	-	-	-	-	-	0	
Hollis	-	-	-	-	-	-	-	-	-	-	-	-	0	
Lewiston	1	3	2	1	3	-	1	-	-	-	-	-	11	7%
Saco	-	4	1	-	-	-	-	-	-	-	-	-	5	3%
South Portland	-	-	-	-	-	-	1	1	-	-	-	-	2	
Westbrook	1	-	-	1	-	-	1	-	-	-	-	-	3	2%
Other Maine Towns	1	-	4	2	2	3	5	1	-	-	-	-	18	11%
York County Shelter	-	-	-	-	-	-	-	-	-	-	-	-	0	
Reunification with friends/family in another Maine town*	4	1	-	-	-	-	-	-	-	-	-	-	5	3%
Reunification with friends/family in another state*	8	2	4	4	3	3	4	5	-	-	-	-	33	20%

FAMILY SHELTER PERMANENT AND TRANSITIONAL HOUSING PLACEMENT DATA

■ 2018



	Jan	Feb	Mar	Apr	May	Jun	Jul	Aug	Sep	Oct	Nov	Dec	TOTAL	
TOTAL HOUSING PLACEMENTS	17	7	16	17	11	13	11	10					102	100%
Portland	12	6	9	13	7	10	7	6	-	-	-	-	70	69%
Auburn	-	-	-	-	-	-	-	-	-	-	-	-	0	0%
Augusta	-	-	-	-	-	-	-	-	-	-	-	-	0	0%
Biddeford	1	-	3	-	1	-	-	-	-	-	-	-	5	5%
Gorham	-	-	-	-	-	1	-	-	-	-	-	-	0	0%
Lewiston	-	-	-	1	-	2	-	-	-	-	-	-	3	3%
Lyman	-	-	-	-	-	-	-	-	-	-	-	-	0	0%
Mexico	-	-	-	-	-	-	-	-	-	-	-	-	0	0%
Old Orchard Beach	-	-	-	-	-	-	-	-	-	-	-	-	0	0%
Rumford	-	-	-	-	-	-	-	-	-	-	-	-	0	0%
South Portland	1	-	2	-	-	-	-	-	-	-	-	-	3	3%
Westbrook	3	1	2	3	2	-	4	3	-	-	-	-	18	18%
Yarmouth	-	-	-	-	-	-	-	-	-	-	-	-	0	0%
Other Maine Town	-	-	-	-	-	1	-	-	-	-	-	-	1	1%
Out of State	-	-	-	-	1	-	-	1	-	-	-	-	2	2%