

PORTLAND HOMELESS SHELTERS

Average Total Number of Individuals Residing in Shelters per Night:

	July 2017	July 2018
ADOLESCENTS	17 Individuals	17 Individuals
FAMILIES	151 Individuals 52 Average Families	208 Individuals 64 Average Families
ADULTS	278 Individuals	277 Individuals
Total	446 Individuals	502 Individuals

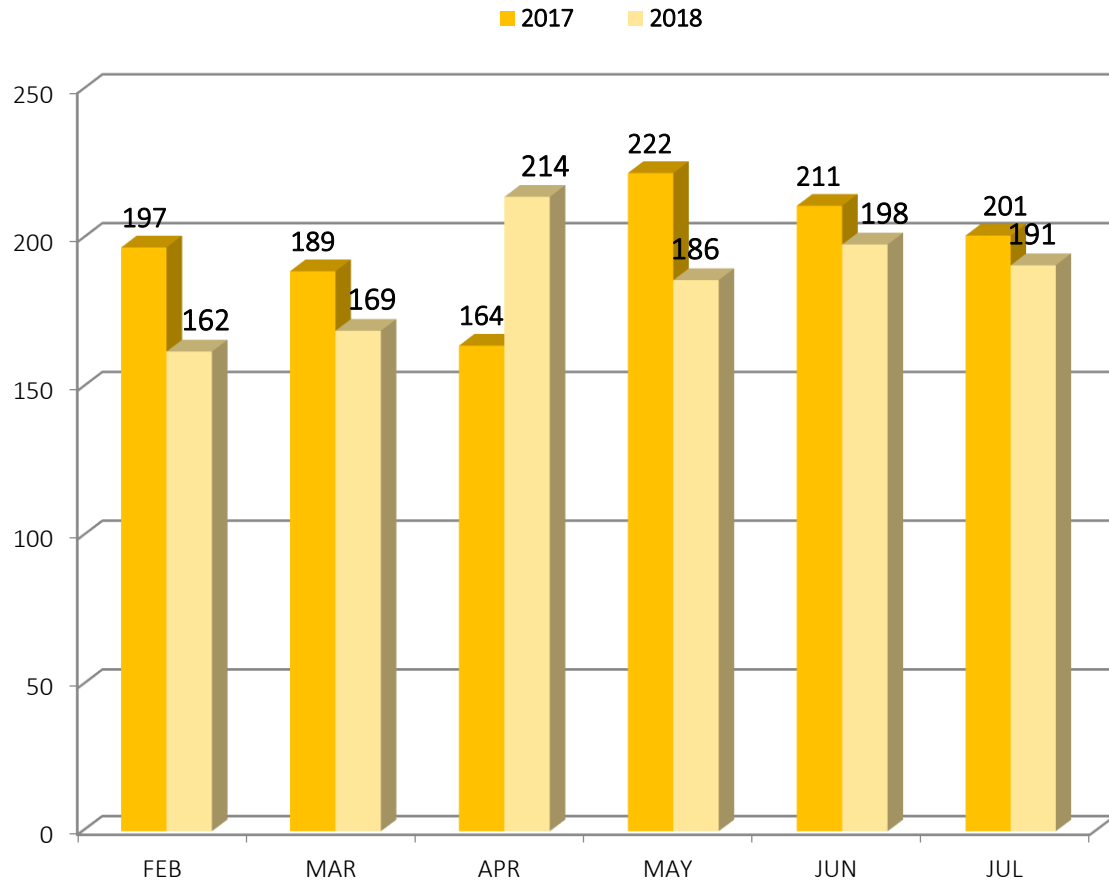
31 Days in the Month of July

OXFORD STREET SHELTER JULY 2018

Intakes by Residency Based on Self-Reporting

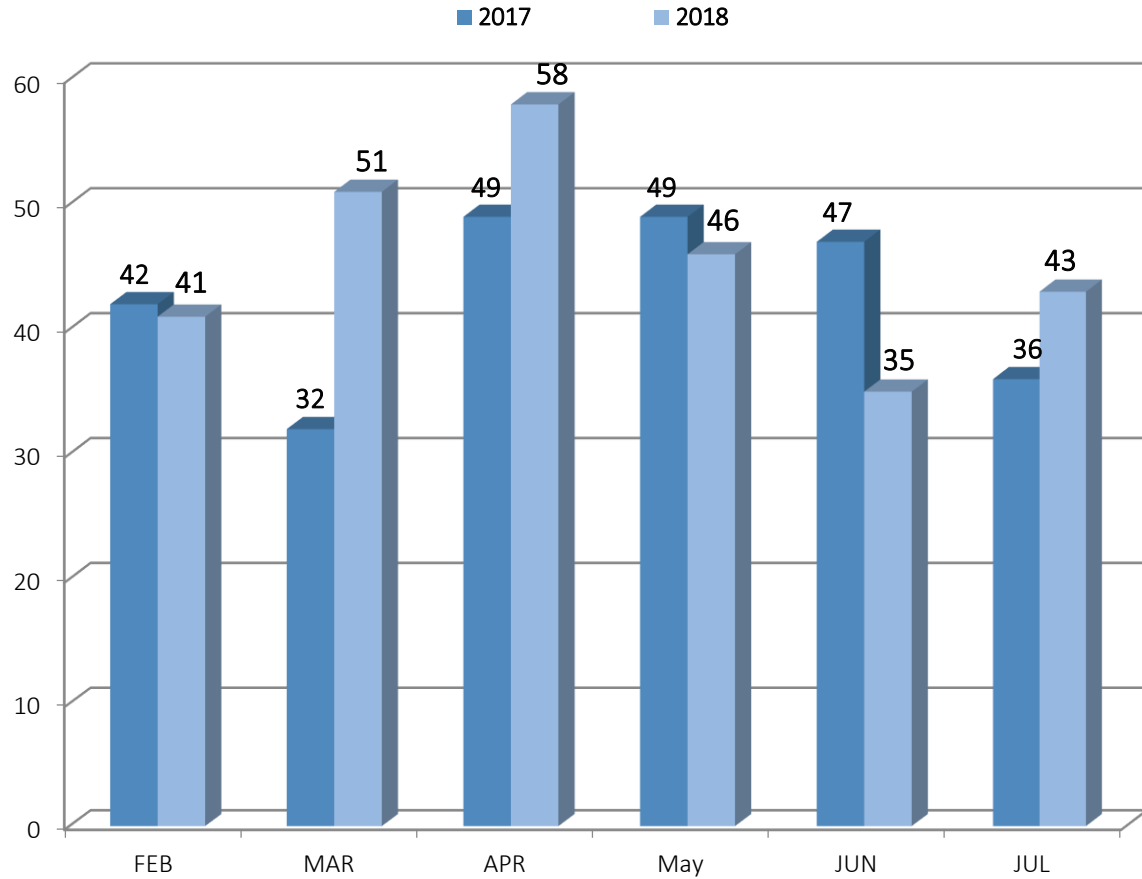
MAINE TOWN					OUT-OF-STATE					OUT-OF-COUNTRY	
Acton	1	Lewiston	2	South Portland	4	AZ	1	NH	8	Angola	1
Alfred	1	Limington	1	Springvale	1	CA	4	NV	1	DRC	1
Augusta	1	Lyman	1	Steep Falls	2	CT	3	NY	1	Turkey	1
Bangor	4	New Gloucester	1	Topsham	1	DC	1	OH	1		
Biddeford	5	North Berwick	1	Waldoboro	1	FL	2	OR	1		
Bridgton	1	Poland	2	Warren	1	GA	1	PA	2		
Brunswick	1	Raymond	1	Westbrook	7	IL	1	SC	2		
Dayton	1	Sabattus	1	Windham	1	IN	1	TN	1		
Eliot	1	Saco				KS	1	TX	1		
Gardiner	1	Scarborough	2			KY	2	UT	1		
Gorham	1	Sidney	1			MA	5	VT	2	WV	1
MAINE TOWN:	49	OUT-OF-STATE:	44	OUT-OF-COUNTRY:	3	PORTLAND:	39	Unknown:		TOTAL:	135

PORTLAND, CITY-WIDE JULY 2018 SHELTER INTAKES BY MONTH



	INTAKES
Through These Doors	2/2
Family Shelter	12/45
Joe Kreisler	8
Milestone	22
Oxford Street (Men)	106
Oxford Street (Women)	29
Florence House	12
TOTAL	191

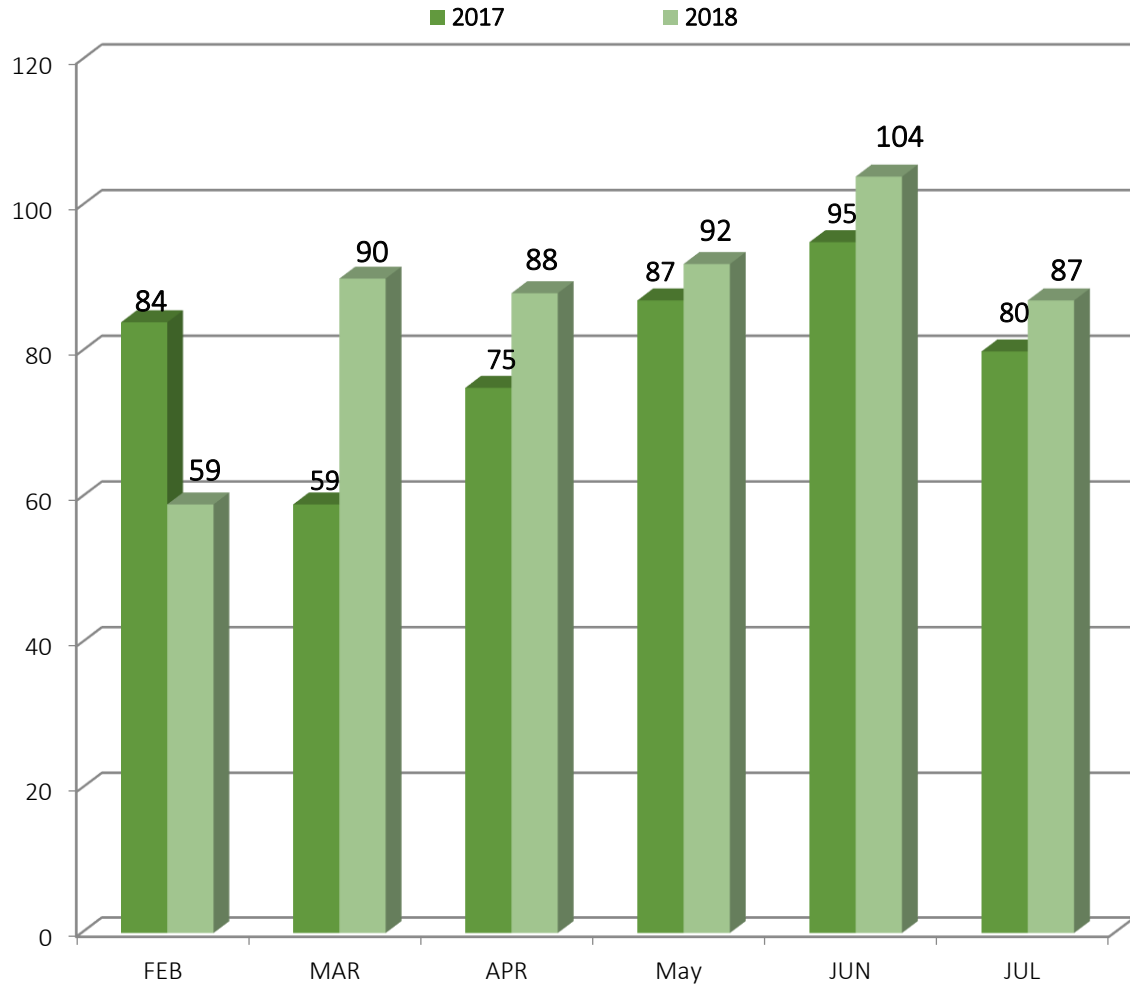
PORTLAND, CITY-WIDE JULY 2018 HOUSING PLACEMENTS BY MONTH



*Starting November, 2013, Oxford Street Shelter shifted prioritization of housing placements to their 30 longest-term stayers.

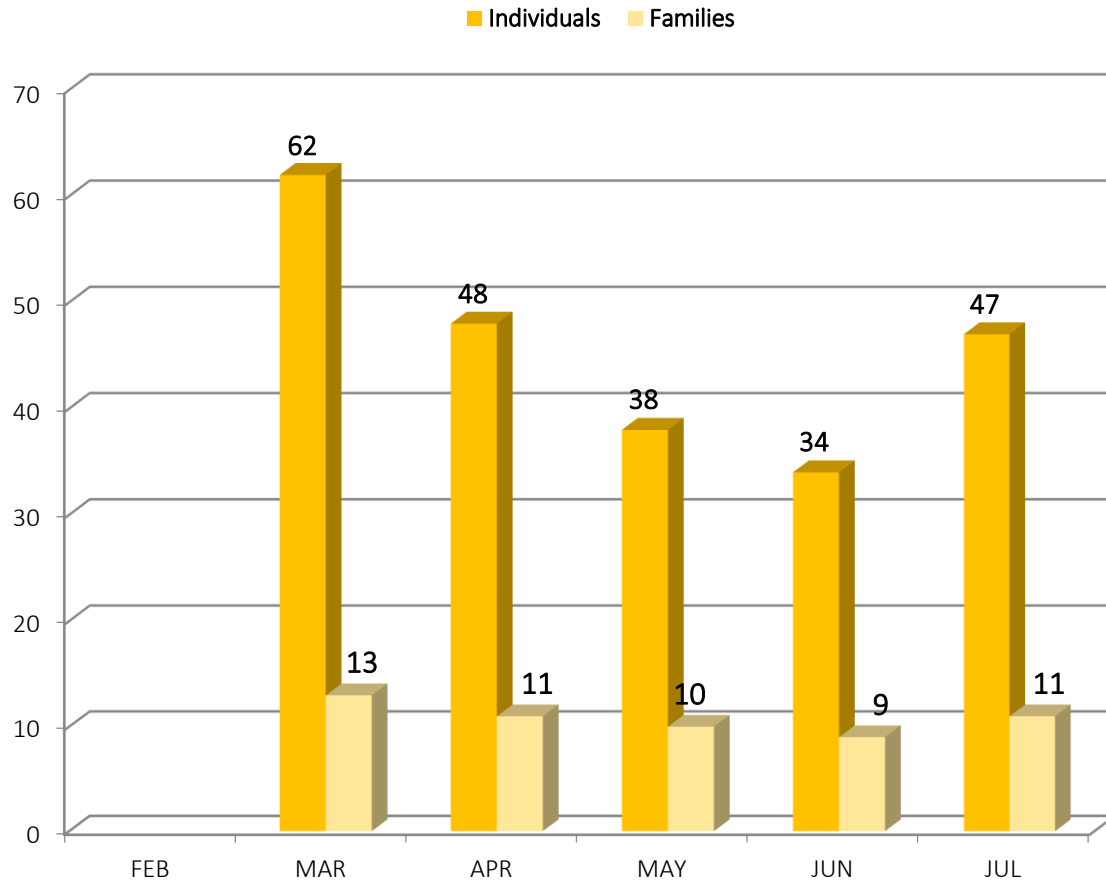
	TOTAL HOUSING PLACEMENTS	TRANSITIONAL	PERMANENT
Through These Doors	2/2	0	2/2
Family Shelter	11/46	0	11/46
Joe Kreisler	5	1	4
Milestone	1	0	1
Oxford Street (Men)	14	0	14
Oxford Street (Women)	6	0	6
Florence House	4	0	4
TOTAL	43	1	42

PORTLAND, CITY-WIDE JULY 2018 1st TIME HOMELESSNESS STATISTICS (BASED ON SELF-REPORTING)



1 ST TIME HOMELESSNESS STATISTICS % OF ALL INTAKES (BASED ON SELF-REPORTING)	1 ST Time Homeless Intakes	% of Total First Time Homeless Intakes
Through These Doors	1/1	1%
Family Shelter	10/38	44%
Joe Kreisler	7	8%
Milestone	9	10%
Oxford Street (Men)	21	24%
Oxford Street (Women)	9	10%
Florence House	2	2%
TOTAL	87	100%

PORTLAND, CITY-WIDE JULY 2018 FS WARMING CENTER STATISTICS BY MONTH



Warming Center Location	Nights Used
Family Shelter only	
Salvation Army only	30
FS & SA	1
FS & Yarmouth	
FS & Preble	
FS & GA	

Date	Families	Individuals
1	8	36
2	11	43
3	11	46
4	11	46
5	11	46
6	12	48
7	12	48
8	10	40
9	12	48
10	11	45
11	10	41
12	10	41
13	11	41
14	11	41
15	12	44
16	13	48
17	14	53
18	12	47
19	11	43
20	10	42
21	10	42
22	9	38
23	12	52
24	12	54
25	13	58
26	11	50
27	13	58
28	11	53
29	12	55
30	11	50
31	13	59

PORTLAND, CITY-WIDE JULY 2018 SHELTER COUNT BY NIGHT

On July 31:

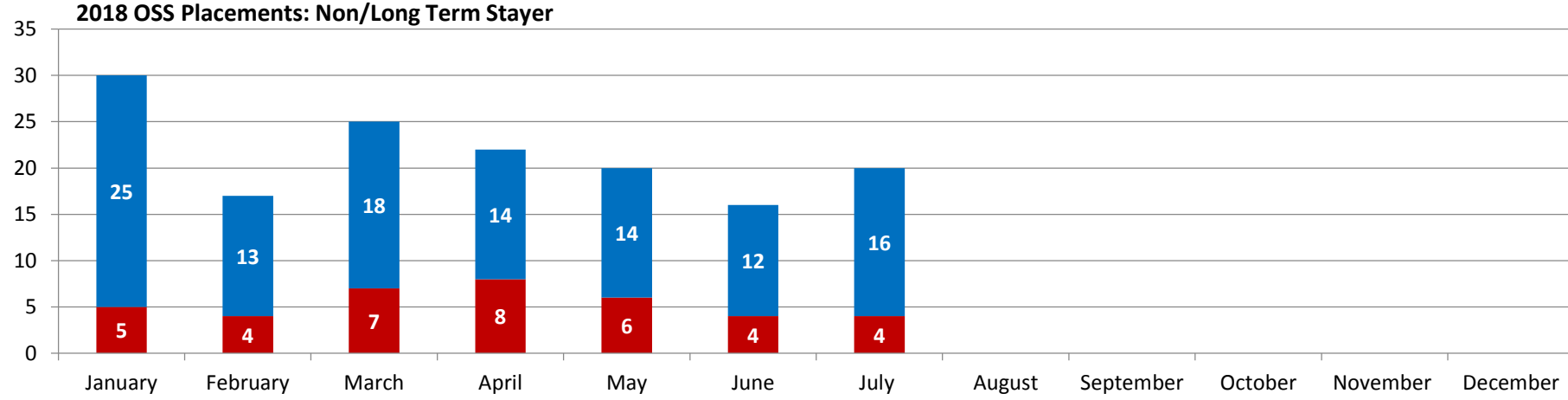
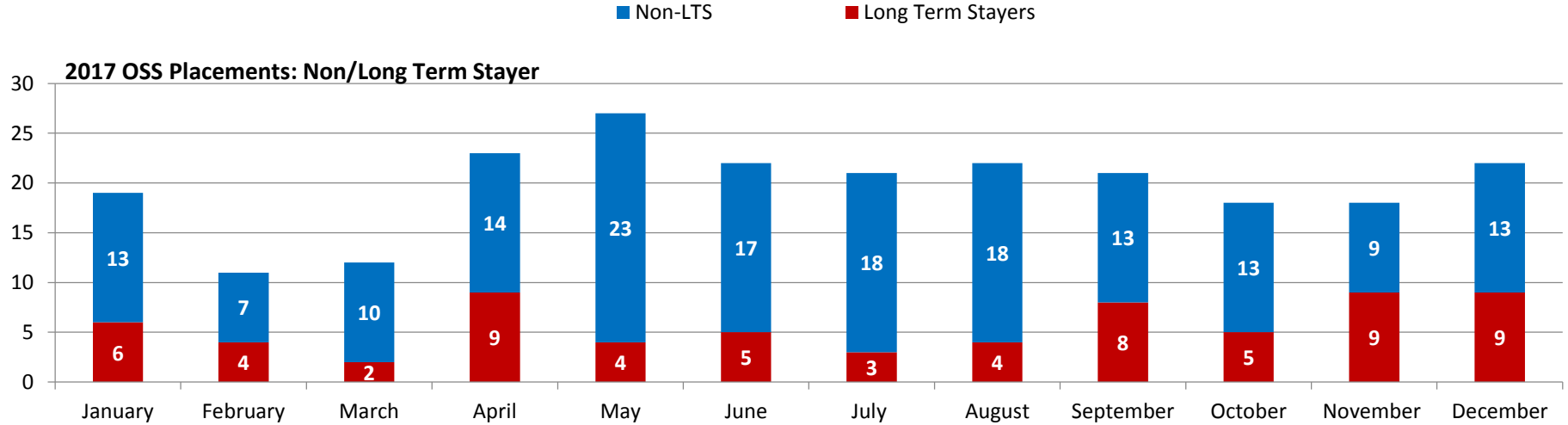
523 individuals

(including families)

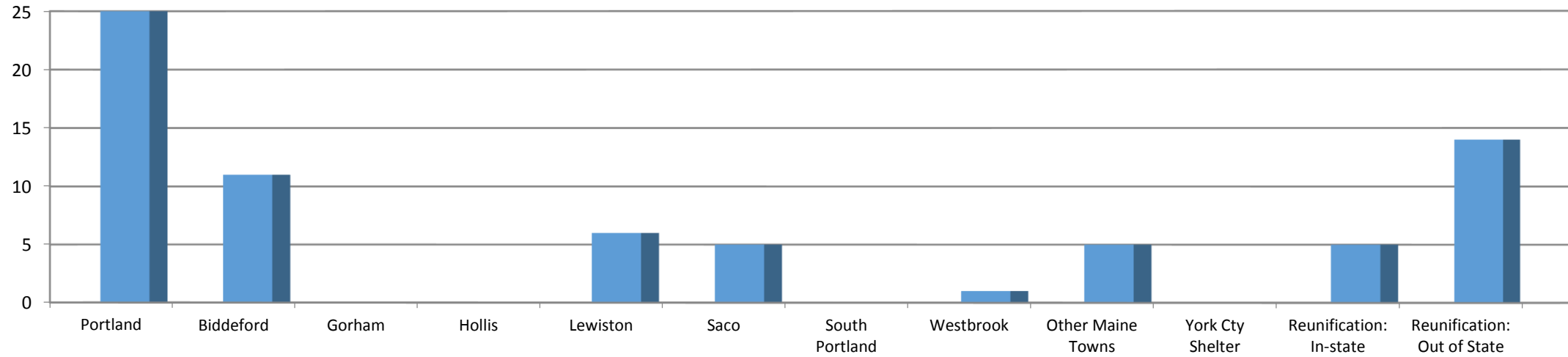
were utilizing shelter services in
Portland

Calendar Day	Through These Doors	Family Shelter	Florence House	Joe Kreisler	Milestone	OSS Beds	Total Bed Nights
1	16	185	41	18	30	210	500
2	16	192	40	15	33	202	498
3	16	192	39	14	32	194	487
4	16	192	38	16	30	195	487
5	16	192	40	18	30	189	485
6	16	194	40	11	33	198	492
7	16	194	40	15	36	204	505
8	16	186	40	13	29	216	500
9	16	186	40	15	30	221	508
10	15	188	40	21	34	204	502
11	15	188	40	16	38	194	491
12	15	186	38	20	41	185	485
13	15	186	40	16	38	190	485
14	15	186	40	20	40	215	516
15	16	189	40	19	40	214	518
16	16	193	39	20	36	206	510
17	16	196	40	23	43	202	520
18	16	192	40	20	33	192	493
19	16	188	40	20	42	191	497
20	16	185	39	19	32	201	492
21	16	185	39	15	41	206	502
22	16	184	40	17	37	205	499
23	16	198	39	20	43	203	519
24	16	200	40	20	32	206	514
25	16	204	40	16	36	193	505
26	16	196	40	18	37	194	501
27	16	202	38	16	39	201	512
28	16	200	40	17	38	202	513
29	16	201	40	17	35	204	513
30	16	196	41	17	38	208	516
31	16	205	41	20	40	201	523
Total*	491	5,961	1,232	542	1,116	6,246	15,588
Avg/night*	16	192	40	17	36	201	503
Highest*	16	205	41	23	43	221	523
Lowest*	15	184	38	11	29	185	485

OXFORD STREET SHELTER & COMMUNITY OVERFLOW HOUSING PLACEMENT DATA



OXFORD STREET SHELTER & COMMUNITY OVERFLOW PERMANENT AND TRANSITIONAL 2018 HOUSING PLACEMENT DATA



	Jan	Feb	Mar	Apr	May	Jun	Jul	Aug	Sep	Oct	Nov	Dec	TOTAL	%
TOTAL HOUSING PLACEMENTS	30	17	25	22	20	16	20	-	-	-	-	-	150	100%
Portland	9	4	12	14	12	10	8	-	-	-	-	-	69	46%
Biddeford	6	3	2	-	-	-	-	-	-	-	-	-	11	7%
Gorham	-	-	-	-	-	-	-	-	-	-	-	-	0	
Hollis	-	-	-	-	-	-	-	-	-	-	-	-	0	
Lewiston	1	3	2	1	3	-	1	-	-	-	-	-	11	7%
Saco	-	4	1	-	-	-	-	-	-	-	-	-	5	3%
South Portland	-	-	-	-	-	-	1	-	-	-	-	-	1	
Westbrook	1	-	-	1	-	-	1	-	-	-	-	-	3	2%
Other Maine Towns	1	-	4	2	2	3	5	-	-	-	-	-	17	11%
York County Shelter	-	-	-	-	-	-	-	-	-	-	-	-	0	
Reunification with friends/family in another Maine town*	4	1	-	-	-	-	-	-	-	-	-	-	5	3%
Reunification with friends/family in another state*	8	2	4	4	3	3	4	-	-	-	-	-	28	19%

