

PORTLAND HOMELESS SHELTERS

Average Total Number of Individuals Residing in Shelters per Night:

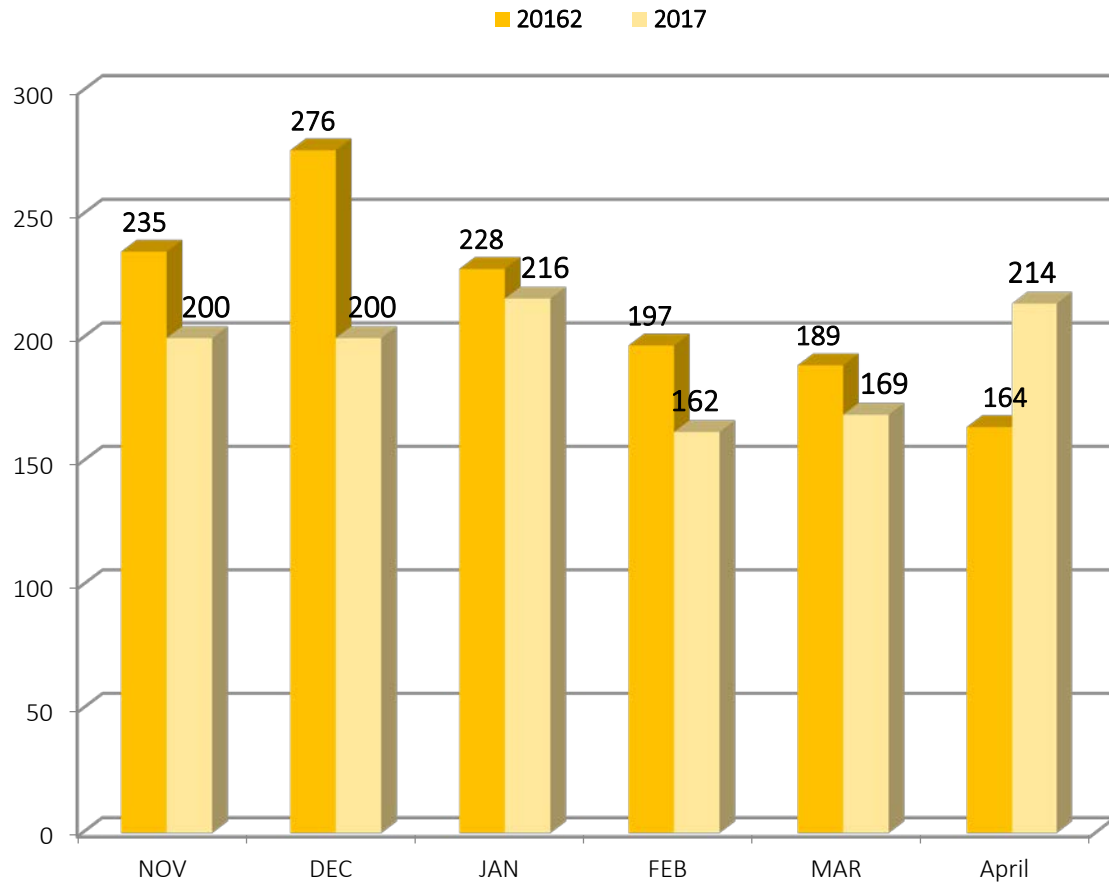
	April 2017	April 2018
ADOLESCENTS	14 Individuals	14 Individuals
FAMILIES	124 Individuals 49 Average Families	209 Individuals 64 Average Families
ADULTS	296 Individuals	301 Individuals
Total	434 Individuals	523 Individuals

30 Days in the Month of April

OXFORD STREET SHELTER
April 2018
Intakes by Residency

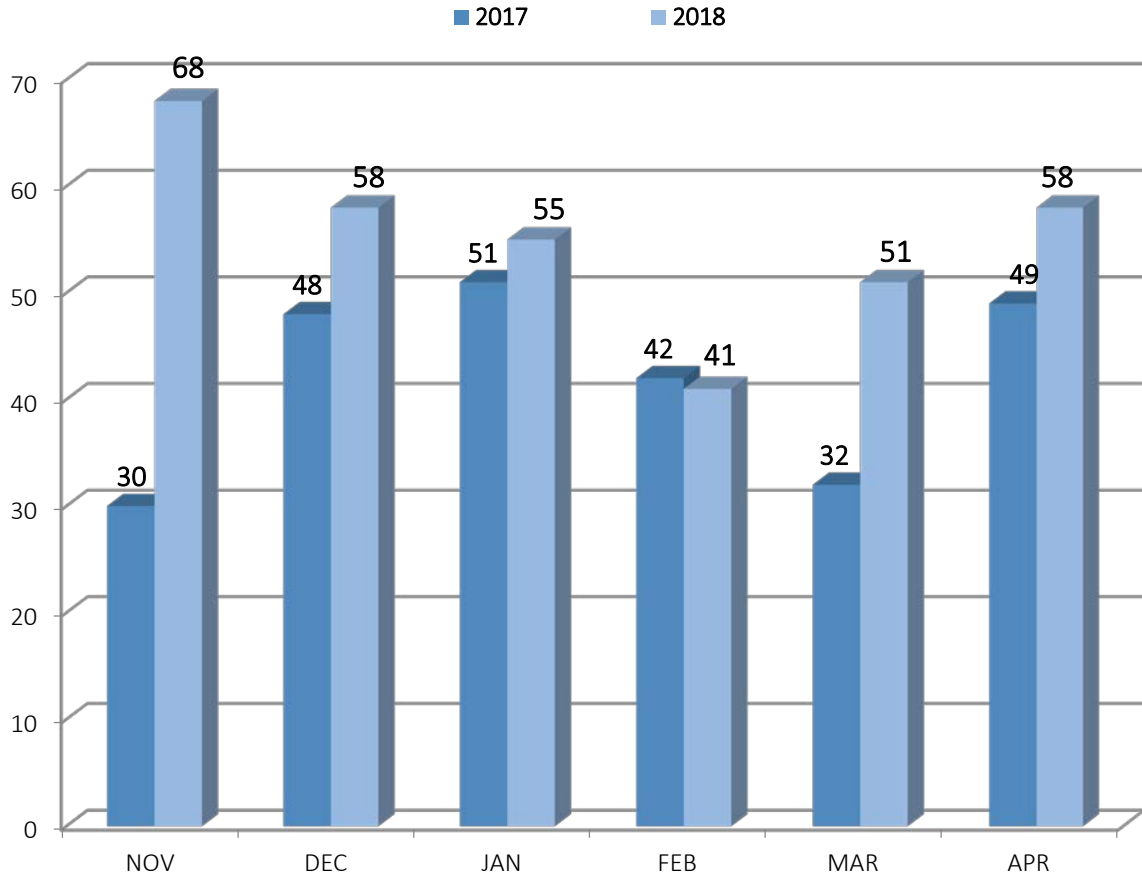
MAINE TOWN					OUT-OF-STATE					OUT-OF-COUNTRY	
Alfred	1	Gray	1	Saco	2	AL	1	OR	1	Angola	4
Arundel	1	Hollis	1	Sanford	1	CA	2	TN	1	Brazil	1
Auburn	1	Kittery Point	1	Scarborough	2	CT	1	TX	2	DRC	2
Bangor	4	Lewiston	6	South Portland	9	IA	1	VA	1		
Benton	1	Limington	2	Springfield	1	IN	1	VT	3		
Biddeford	3	Lyman	1	Standish	2	MA	4	WI	6		
Brunswick	4	Millbridge	1	Thomaston	1	MD	1				
Darmascotta	1	New Sweden	1	Topsham	1	NC	1				
Dixfield	1	North Berwick	1	Warren	1	NH	8				
Eliot	1	OOB	1	Westbrook	5	NM	1				
Gorham	1	Presque Isle	1	Windham	1	NY	2				
MAINE TOWN:	63	OUT-OF-STATE:	37	OUT-OF-COUNTRY:	7	PORTLAND:	40	Unknown:	3	TOTAL:	145

PORTLAND, CITY-WIDE April 2018 SHELTER INTAKES BY MONTH



	APRIL INTAKES
Through These Doors	7/9
Family Shelter	21/66
Joe Kreisler	9
Milestone	15
Oxford Street (Men)	118
Oxford Street (Women)	31
Women's Shelter	13
TOTAL	214

PORTLAND, CITY-WIDE April 2018 HOUSING PLACEMENTS BY MONTH



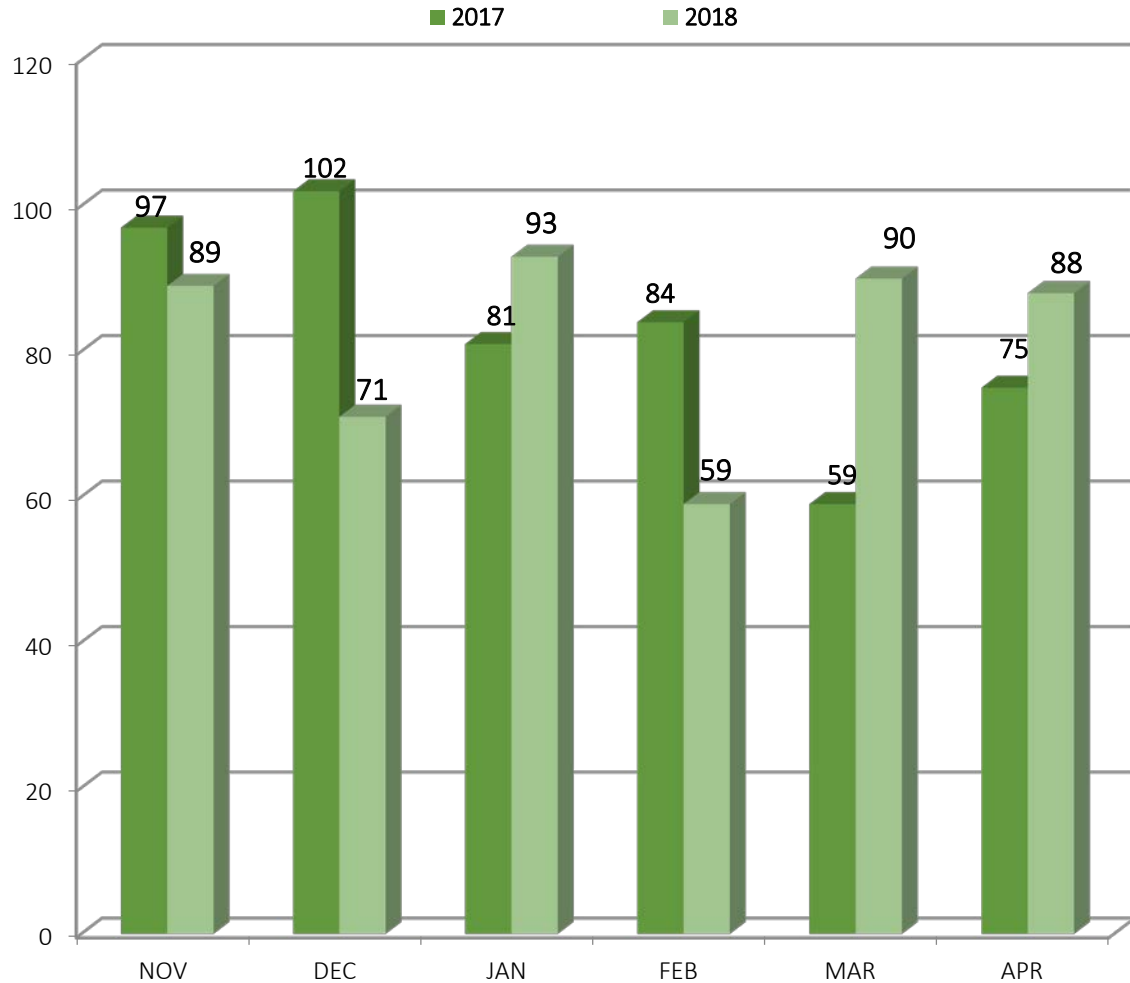
*Starting November, 2013, Oxford Street Shelter shifted prioritization of housing placements to their 30 longest-term stayers.

	TOTAL HOUSING PLACEMENTS	TRANSITIONAL	PERMANENT
Through These Doors	6/8		6/8
Family Shelter	17/59		17/59
Joe Kreisler	6	4	2
Milestone	4		4
Oxford Street (Men)	17		17
Oxford Street (Women)	5		5
Women's Shelter	3		3
TOTAL	58	4	54

PORTLAND, CITY-WIDE

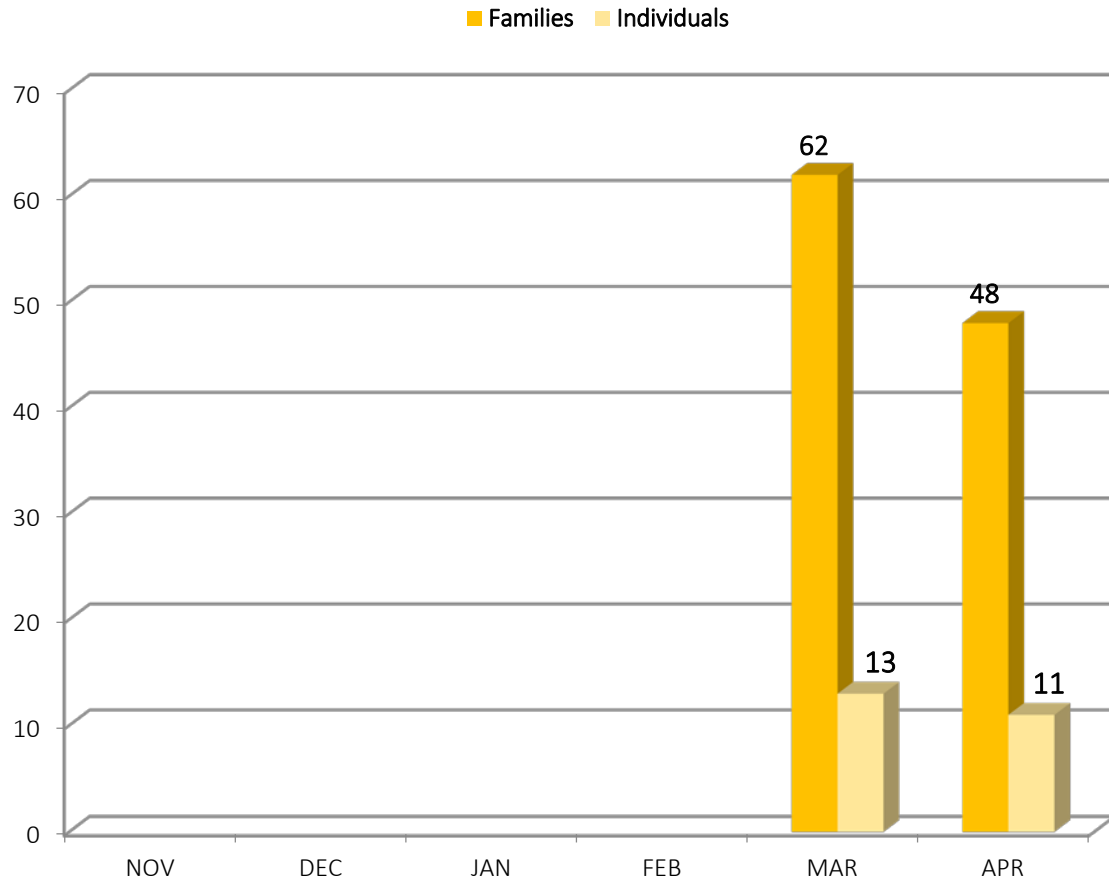
April 2018

1st TIME HOMELESSNESS STATISTICS (BASED ON SELF-REPORTING)



FEBRUARY 2016 1 ST TIME HOMELESSNESS STATISTICS % OF ALL INTAKES (BASED ON SELF-REPORTING)	1 st Time Homeless Intakes	% of Total First Time Homeless Intakes
Through These Doors	0	0%
Family Shelter	18/54	64%
Joe Kreisler	0	0%
Milestone	6	7%
Oxford Street (Men)	21	24%
Oxford Street (Women)	4	5%
Women's Shelter	3	3%
TOTAL	88	100%

PORTLAND, CITY-WIDE APRIL 2018 WARMING CENTER STATISTICS BY MONTH



Warming Center Location	Nights Used
Family Shelter only	3
Salvation Army only	23
FS & SA	3
FS & Yarmouth	0
FS & Preble	1

Date	Families	Individuals
1	12	57
2	14	62
3	14	61
4	14	60
5	13	57
6	14	60
7	14	60
8	14	60
9	14	60
10	13	57
11	13	58
12	12	54
13	8	34
14	7	29
15	9	29
16	9	33
17	9	37
18	9	38
19	10	42
20	10	42
21	10	42
22	12	48
23	12	48
24	12	48
25	11	46
26	9	39
27	9	44
28	9	41
29	9	41
30	9	48

PORTLAND, CITY-WIDE
 April 2018
 SHELTER COUNT BY NIGHT

Calendar Day	Family Crisis	Family Shelter	Florence House	Joe Kreisler	Milestone	OSS Beds	OSS Chairs	Total Bed Nights
1	14	201	40	9	42	213	0	519
2	13	206	38	6	34	214	0	511
3	13	207	38	12	36	217	0	523
4	13	199	40	11	30	222	0	515
5	13	200	38	15	40	229	0	535
6	15	204	40	13	39	217	0	528
7	15	204	41	14	37	205	0	516
8	15	204	40	13	34	232	0	538
9	15	203	40	9	37	233	0	537
10	16	201	39	8	42	225	0	531
11	16	201	39	9	45	230	0	540
12	16	201	39	10	38	227	0	531
13	16	179	40	10	33	211	0	489
14	16	180	40	13	42	220	0	511
15	16	180	40	12	41	240	0	529
16	15	184	39	16	41	238	0	533
17	15	188	37	15	44	233	0	532
18	13	189	39	19	39	219	0	518
19	13	190	40	16	42	227	0	528
20	13	193	40	16	34	209	0	505
21	13	191	40	16	40	202	0	502
22	12	199	40	19	44	216	0	530
23	12	199	40	16	43	224	0	534
24	15	197	38	18	42	229	0	539
25	12	190	40	17	42	236	0	537
26	12	188	40	16	45	225	0	526
27	13	187	40	14	43	214	0	511
28	13	190	40	15	42	209	0	509
29	14	190	40	16	44	219	0	523
30	12	197	40	16	45	213	0	523
Total*	419	5,842	1,185	409	1,200	6,648	0	15,703
Avg/night*	14	195	40	14	40	222	0	523
Highest*	16	207	41	19	45	240	0	540
Lowest*	12	179	37	6	30	202	0	489

On April 11 :

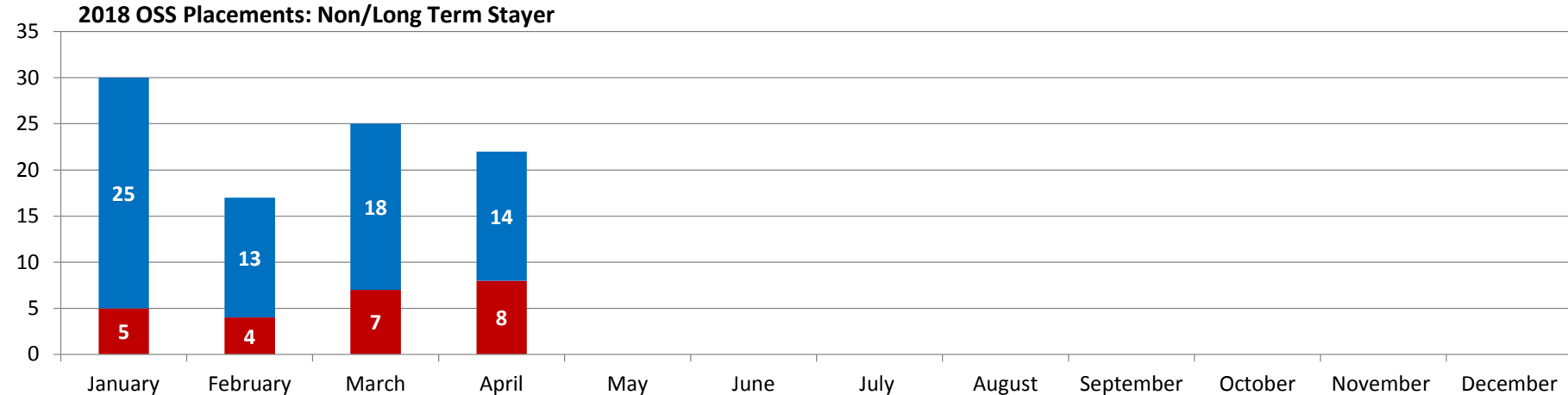
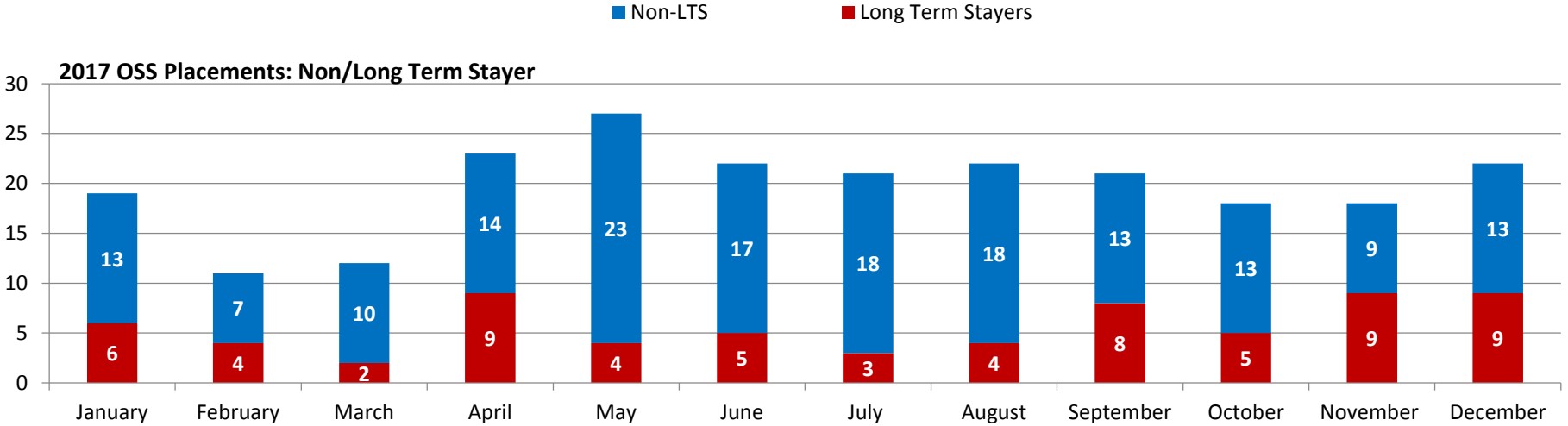
540

individuals

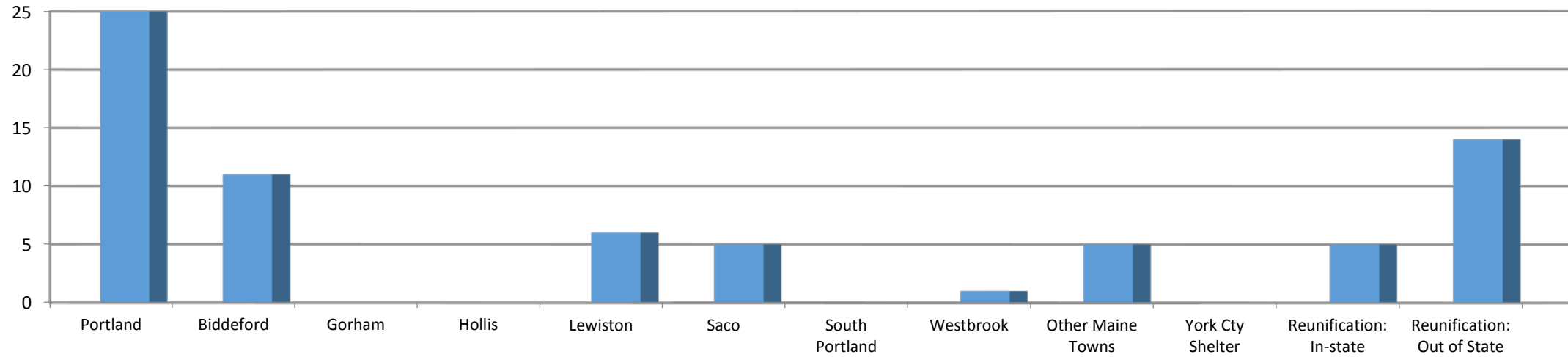
(including families)

were utilizing shelter services in
 Portland

OXFORD STREET SHELTER & COMMUNITY OVERFLOW HOUSING PLACEMENT DATA



OXFORD STREET SHELTER & COMMUNITY OVERFLOW PERMANENT AND TRANSITIONAL 2018 HOUSING PLACEMENT DATA



	Jan	Feb	Mar	Apr	May	Jun	Jul	Aug	Sep	Oct	Nov	Dec	TOTAL	%
TOTAL HOUSING PLACEMENTS	30	17	25	22	-	-	-	-	-	-	-	-	94	100%
Portland	9	4	12	14	-	-	-	-	-	-	-	-	39	41%
Biddeford	6	3	2	-	-	-	-	-	-	-	-	-	11	12%
Gorham	-	-	-	-	-	-	-	-	-	-	-	-	0	
Hollis	-	-	-	-	-	-	-	-	-	-	-	-	0	
Lewiston	1	3	2	1	-	-	-	-	-	-	-	-	7	7%
Saco	-	4	1	-	-	-	-	-	-	-	-	-	5	5%
South Portland	-	-	-	-	-	-	-	-	-	-	-	-	0	
Westbrook	1	-	-	1	-	-	-	-	-	-	-	-	2	2%
Other Maine Towns	1	-	4	2	-	-	-	-	-	-	-	-	7	7%
York County Shelter	-	-	-	-	-	-	-	-	-	-	-	-	0	
Reunification with friends/family in another Maine town*	4	1	-	-	-	-	-	-	-	-	-	-	5	5%
Reunification with friends/family in another state*	8	2	4	4	-	-	-	-	-	-	-	-	18	19%

