

PORTLAND HOMELESS SHELTERS

Average Total Number of Individuals Residing in Shelters per Night:

	March 2017	March 2018
ADOLESCENTS	19 Individuals	12 Individuals
FAMILIES	129 Individuals 50 Average Families	221 Individuals 66 Average Families
ADULTS	297 Individuals	297 Individuals
Total	445 Individuals	530 Individuals

31 Days in the Month of March

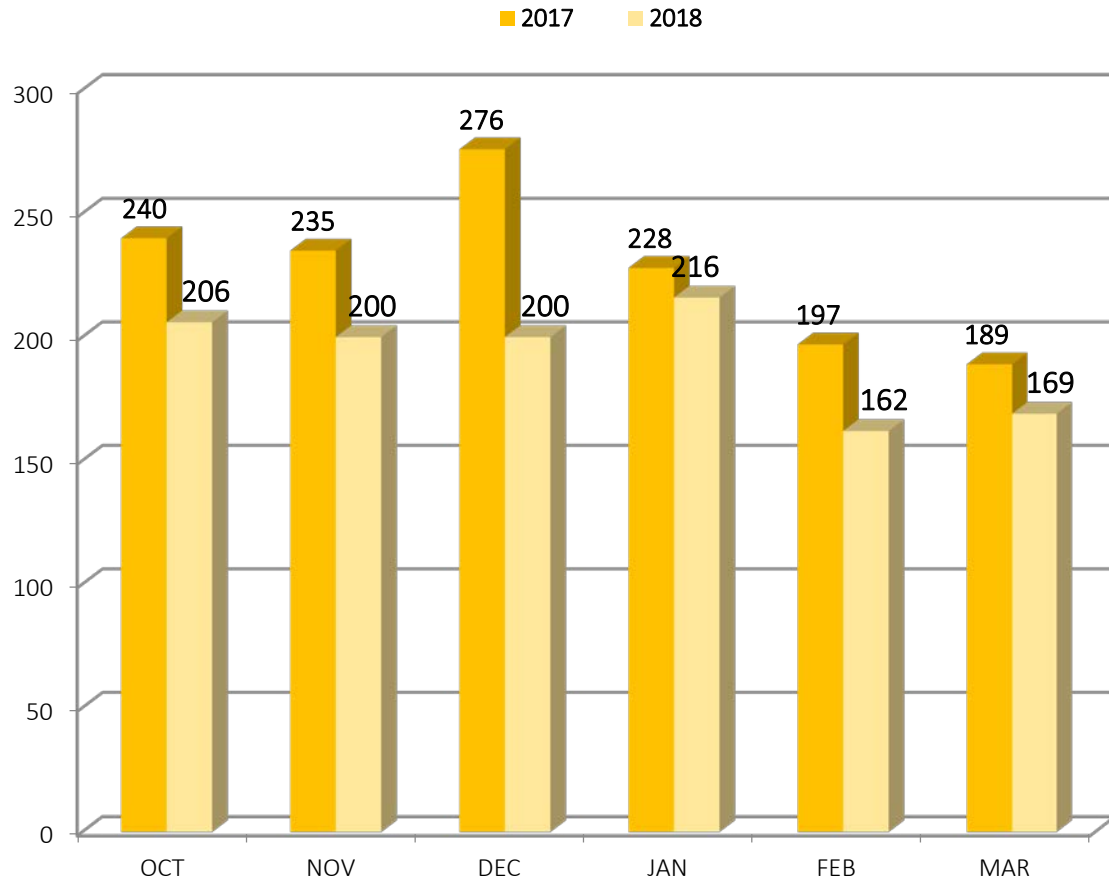
OXFORD STREET SHELTER

March 2018

Intakes by Residency

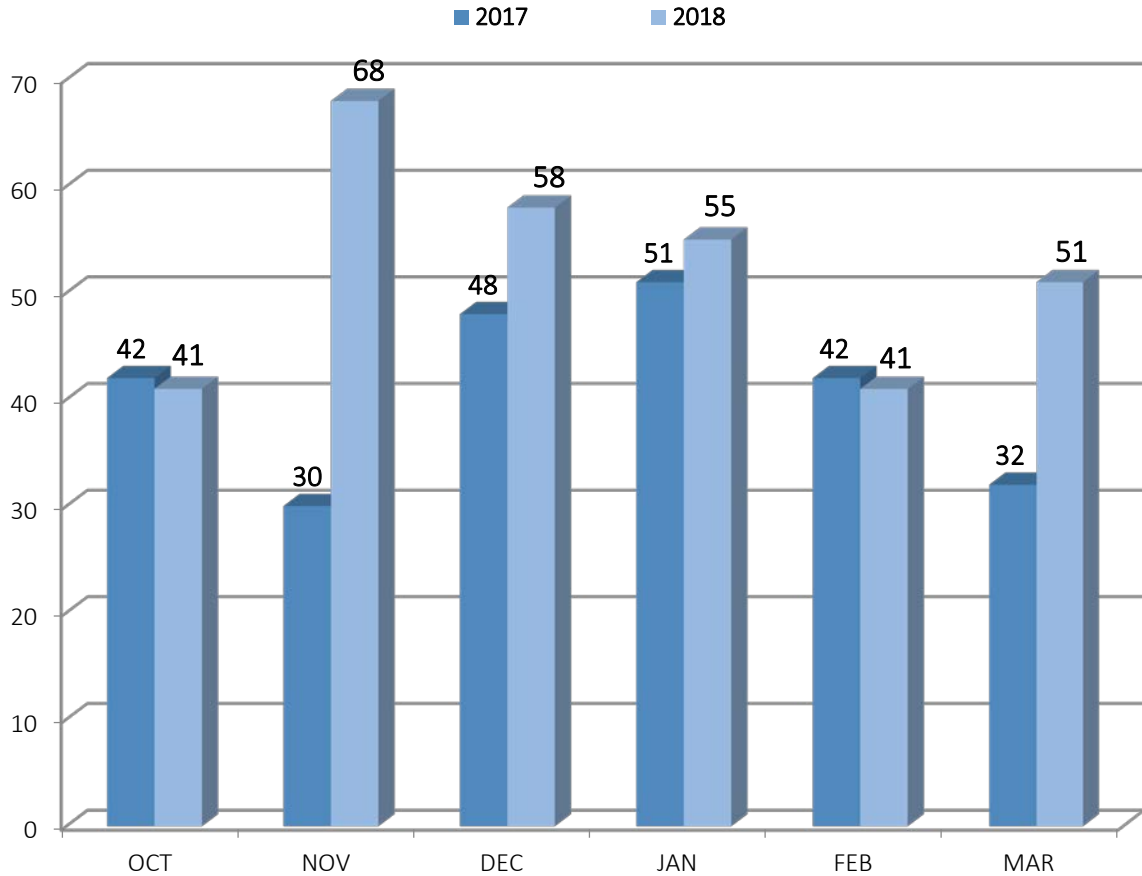
MAINE TOWN					OUT-OF-STATE					OUT-OF-COUNTRY	
Bangor	4	Randolph	1		CO	1	OH	1	Angola	6	
Bath	1	Rockland	1		CT	3	OR	2	DRC	3	
Biddeford	1	Sanford	2		FL	1	TN	1	Rwanda	1	
Brunswick	2	South Portland	4		GA	1	UT	1	South Africa	1	
Bryant Pond	1	Thomaston	1		IA	1	WA	1	Vietnam	1	
Cornish	1	Waterboro	1		IL	1					
Gray	1	Westbrook	9		MA	4					
Island Falls	1	Winthrop	1		MD	1					
Lee	1				MI	1					
Lewiston	4				NC	1					
North Berwick	1				NH	1					
Pittson	1				NY	1					
MAINE TOWN:	39	OUT-OF-STATE:	23	OUT-OF-COUNTRY:	12	PORTLAND:	26	Unknown:	10	TOTAL:	<u>110</u>

PORTLAND, CITY-WIDE MARCH 2018 SHELTER INTAKES BY MONTH



	INTAKES
Through These Doors	12/12
Family Shelter	13/46
Joe Kreisler	13
Milestone	9
Oxford Street (Men)	76
Oxford Street (Women)	35
Florence House	11
TOTAL	169

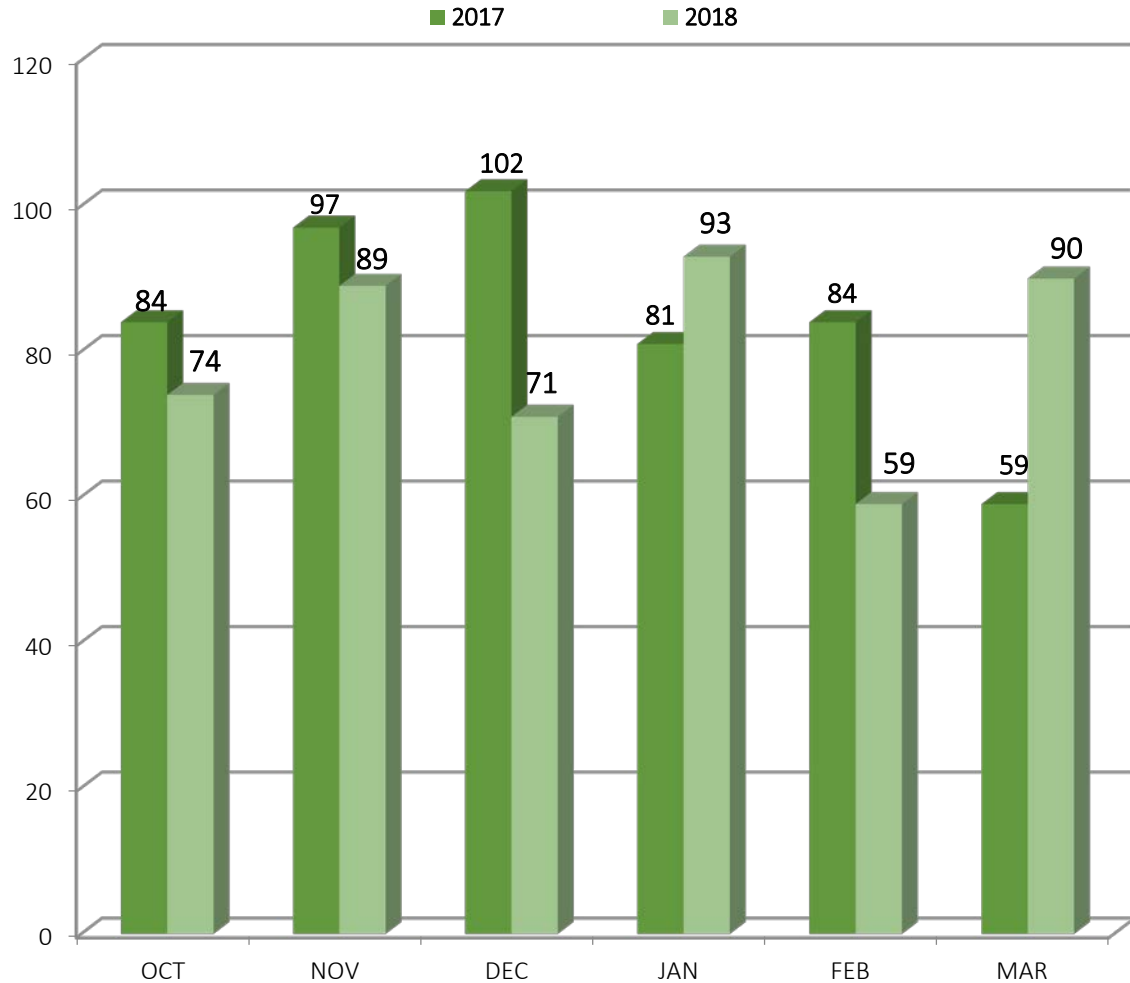
PORTLAND, CITY-WIDE MARCH 2018 HOUSING PLACEMENTS BY MONTH



*Starting November, 2013, Oxford Street Shelter shifted prioritization of housing placements to their 30 longest-term stayers.

	TOTAL HOUSING PLACEMENTS	TEMPORARY	PERMANENT
Through These Doors	1/1	0	1/1
Family Shelter	16/52	0	16/52
Joe Kreisler	6	6	0
Milestone	2	0	2
Oxford Street (Men)	19	0	19
Oxford Street (Women)	6	0	6
Florence House	1	0	1
TOTAL	51/87	6	45/81

PORTLAND, CITY-WIDE MARCH 2018 1st TIME HOMELESSNESS STATISTICS (BASED ON SELF-REPORTING)



1 ST TIME HOMELESSNESS STATISTICS % OF ALL INTAKES (BASED ON SELF-REPORTING)	1 ST Time Homeless Intakes	% of Total First Time Homeless Intakes
Through These Doors	1/1	1%
Family Shelter	12/43	48%
Joe Kreisler	6	7%
Milestone	2	2%
Oxford Street (Men)	24	27%
Oxford Street (Women)	11	12%
Florence House	3	3%
TOTAL	90	100%

PORTLAND, CITY-WIDE MARCH 2018 SHELTER COUNT BY NIGHT

On March 18th:


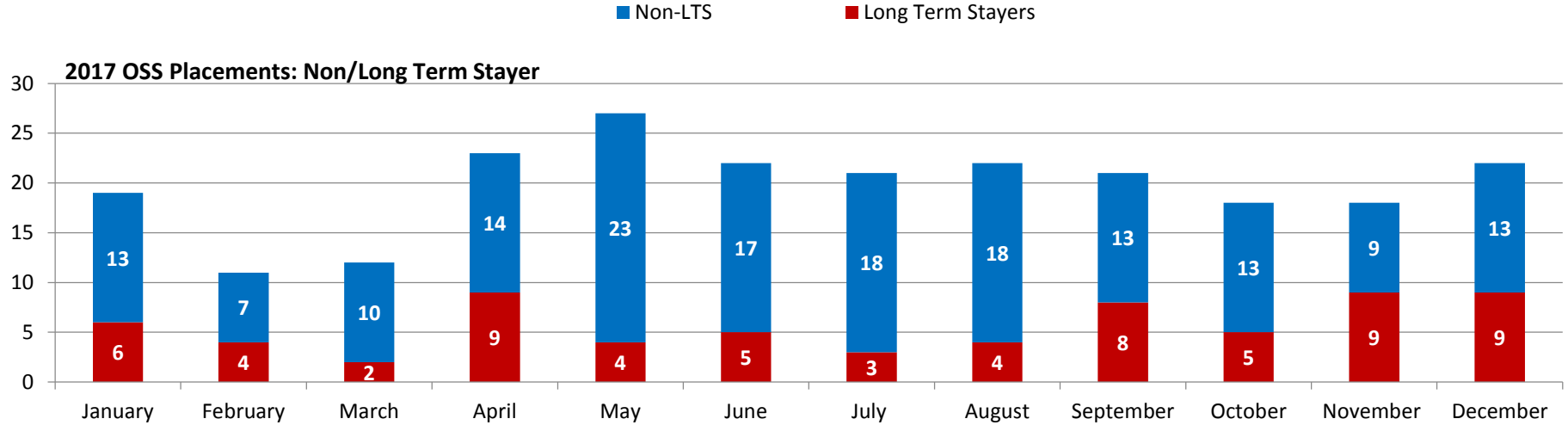
567 individuals

(including families)

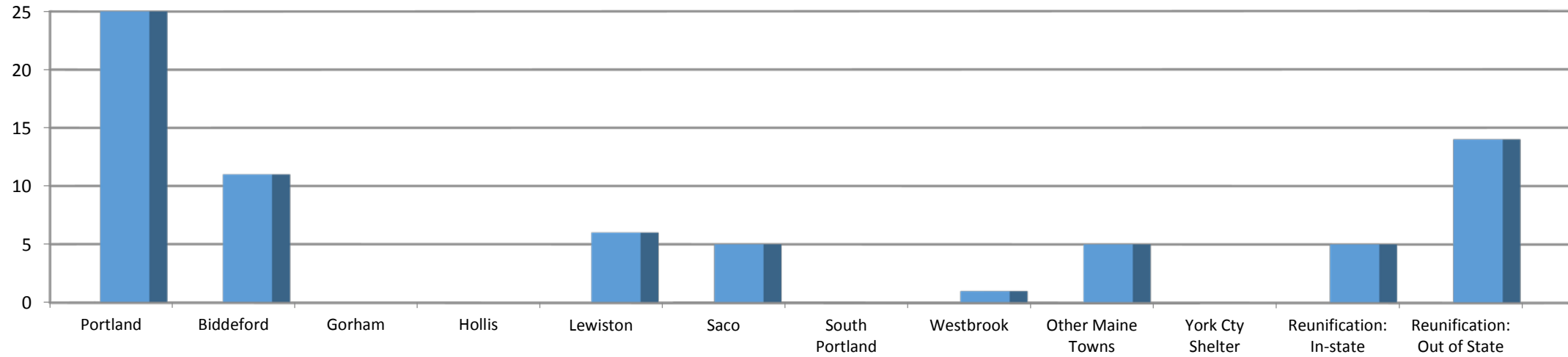
were utilizing shelter services in
Portland

Calendar Day	Through These Doors	Family Shelter	Florence House	Joe Kreisler	Milestone	OSS Beds	OSS Chairs	Total Bed Nights
1	14	196	40	14	37	211	0	512
2	12	202	38	13	29	192	0	486
3	12	202	38	11	37	184	0	484
4	12	214	40	14	43	210	0	533
5	12	211	38	12	42	226	0	541
6	12	211	40	13	43	221	0	540
7	12	209	41	18	37	210	0	527
8	12	206	40	16	40	207	0	521
9	12	205	40	8	40	224	0	529
10	13	205	39	10	39	216	0	522
11	14	214	39	10	42	224	0	543
12	14	219	39	14	39	223	0	548
13	14	219	40	14	31	224	0	542
14	15	219	40	13	36	237	0	560
15	15	214	40	15	40	225	0	549
16	15	218	39	13	34	239	0	558
17	14	211	37	11	36	235	0	544
18	14	213	39	16	39	246	0	567
19	14	209	40	13	43	228	0	547
20	15	210	40	11	40	227	0	543
21	15	203	40	13	41	217	0	529
22	16	206	40	13	40	214	0	529
23	16	203	40	9	38	209	0	515
24	16	200	38	9	37	220	0	520
25	15	200	40	6	41	224	0	526
26	15	205	40	10	39	229	0	538
27	15	197	40	13	32	226	0	523
28	16	197	40	10	40	229	0	532
29	16	196	40	12	39	223	0	526
30	15	197	40	11	35	201	0	499
31	15	200	36	11	38	202	0	502
Total*	437	6,411	1,221	376	1,187	6,803	0	16,435
Avg/night*	14	207	39	12	38	219	0	530
Highest*	16	219	41	18	43	246	0	567
Lowest*	12	196	36	6	29	184	0	484

OXFORD STREET SHELTER & COMMUNITY OVERFLOW HOUSING PLACEMENT DATA



OXFORD STREET SHELTER & COMMUNITY OVERFLOW PERMANENT AND TRANSITIONAL 2018 HOUSING PLACEMENT DATA



	Jan	Feb	Mar	Apr	May	Jun	Jul	Aug	Sep	Oct	Nov	Dec	TOTAL	%
TOTAL HOUSING PLACEMENTS	30	17	25	-	-	-	-	-	-	-	-	-	72	100%
Portland	9	4	12	-	-	-	-	-	-	-	-	-	25	35%
Biddeford	6	3	2	-	-	-	-	-	-	-	-	-	11	15%
Gorham	-	-	-	-	-	-	-	-	-	-	-	-	-	0%
Hollis	-	-	-	-	-	-	-	-	-	-	-	-	-	0%
Lewiston	1	3	2	-	-	-	-	-	-	-	-	-	6	8%
Saco	-	4	1	-	-	-	-	-	-	-	-	-	5	7%
South Portland	-	-	-	-	-	-	-	-	-	-	-	-	-	0%
Westbrook	1	-	-	-	-	-	-	-	-	-	-	-	1	1%
Other Maine Towns	1	-	4	-	-	-	-	-	-	-	-	-	5	7%
York County Shelter	-	-	-	-	-	-	-	-	-	-	-	-	-	0%
Reunification with friends/family in another Maine town*	4	1	-	-	-	-	-	-	-	-	-	-	5	7%
Reunification with friends/family in another state*	8	2	4	-	-	-	-	-	-	-	-	-	14	19%

