

# PORTLAND HOMELESS SHELTERS

Average Total Number of Individuals Residing in Shelters per Night:

	<b>February 2017</b>	<b>February 2018</b>
<b>ADOLESCENTS</b>	21 Individuals	12 Individuals
<b>FAMILIES</b>	131 Individuals 50 Average Families	154 Individuals 43 Average Families
<b>ADULTS</b>	292 Individuals	306 Individuals
<b>Total</b>	<b>444 Individuals</b>	<b>472 Individuals</b>

28 Days in the Month of February

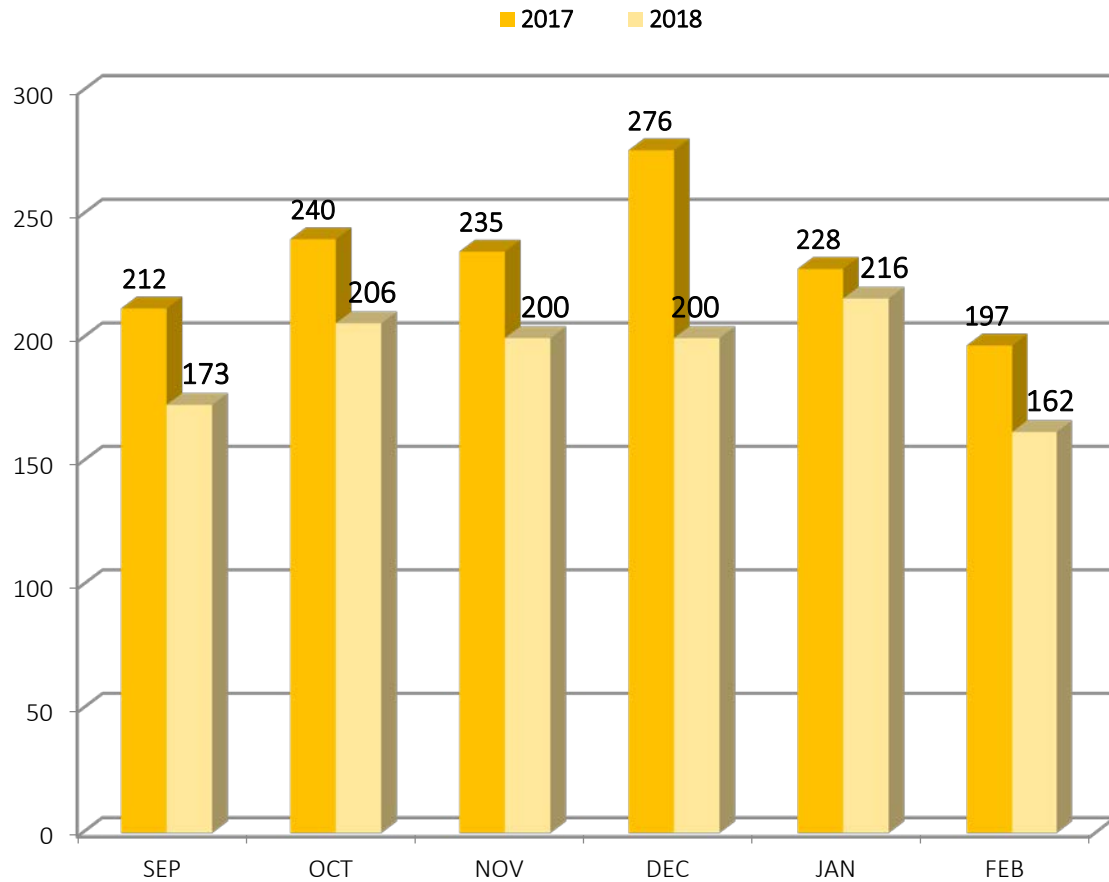
# OXFORD STREET SHELTER

## February 2018

### Intakes by Residency

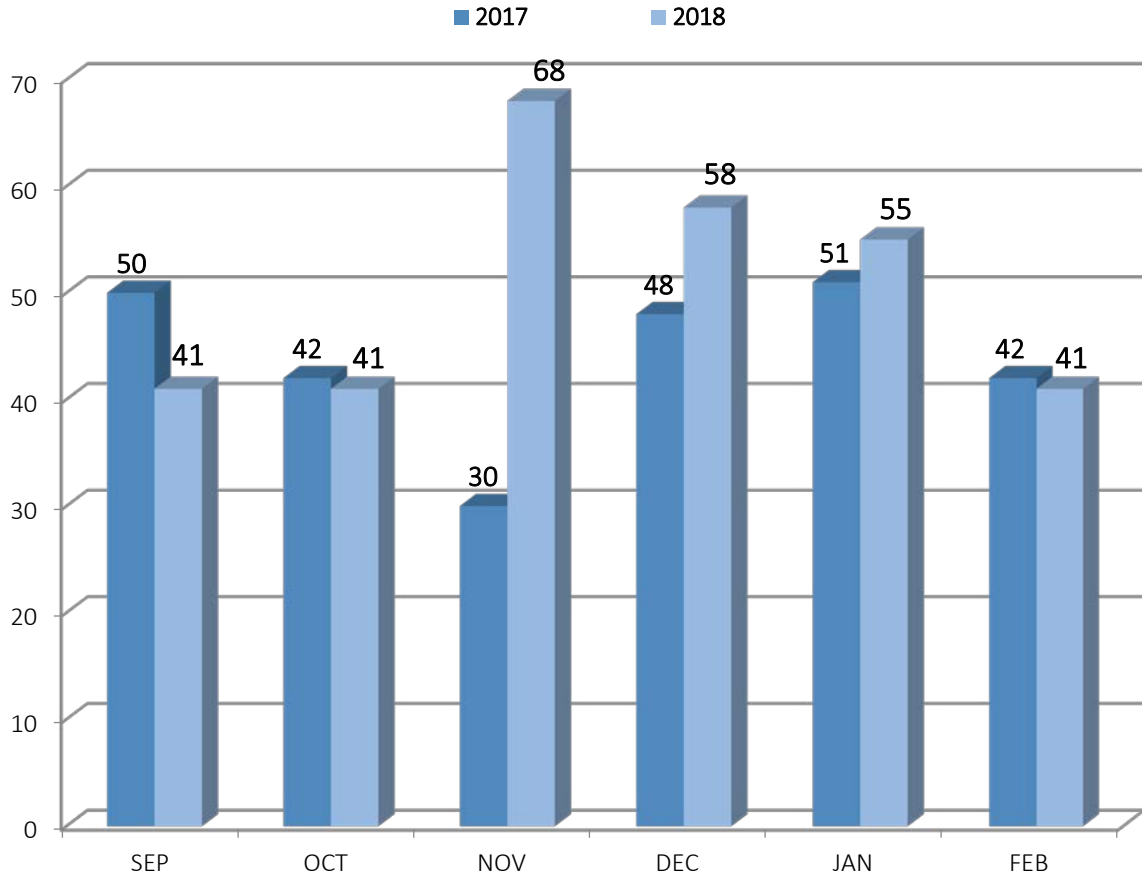
MAINE TOWN					OUT-OF-STATE					OUT-OF-COUNTRY	
Augusta	2	Sabattus	1		CA	1	TN	1	Angola	4	
Bangor	2	Sanford	1		CO	1	TX	3	DRC	1	
Biddeford	6	Scarborough	1		FL	2					
Bridgeton	2	South Berwick	1		GA	1					
Casco	1	South Portland	6		MA	3					
Farmington	1	Standish	2		MD	1					
Gorham	1	Waldoboro	1		MI	1					
Kennebunk	1	Warren	2		NC	1					
Lewiston	2	Waterboro	1		NH	6					
Mt. Chase	1	Waterville	1		NY	5					
North Berwick	1	Westbrook	3		OH	1					
OOB	1	Windham	1		SC	1					
<b>MAINE TOWN:</b>	<b>42</b>	<b>OUT-OF-STATE:</b>	<b>27</b>	<b>OUT-OF-COUNTRY:</b>	<b>5</b>	<b>PORTLAND:</b>	<b>33</b>	<b>Unknown:</b>	<b>7</b>	<b>TOTAL:</b>	<b><u>107</u></b>

# PORTLAND, CITY-WIDE February 2018 SHELTER INTAKES BY MONTH



	INTAKES
Family Crisis	11/15
Family Shelter	9/32
Joe Kreisler	9
Milestone	9
Oxford Street (Men)	86
Oxford Street (Women)	28
Florence House	10
<b>TOTAL</b>	<b>162</b>

# PORTLAND, CITY-WIDE February 2018 HOUSING PLACEMENTS BY MONTH



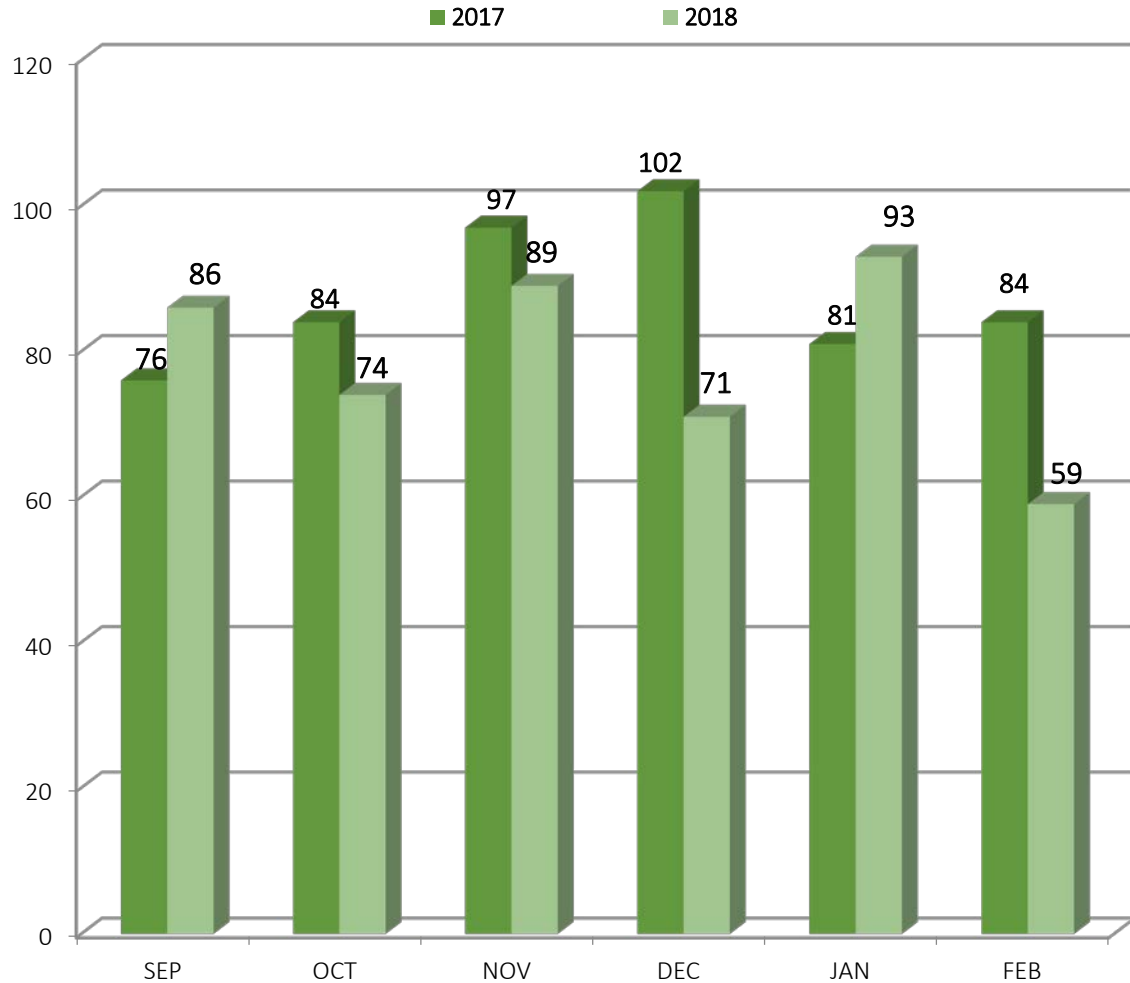
\*Starting November, 2013, Oxford Street Shelter shifted prioritization of housing placements to their 30 longest-term stayers.

	TOTAL HOUSING PLACEMENTS	TEMPORARY	PERMANENT
Family Crisis	3/6	0	3/6
Family Shelter	7/20	/	7/20
Joe Kreisler	6	2	4
Milestone	4	0	4
Oxford Street (Men)	11	0	11
Oxford Street (Women)	7	0	7
Florence House	3	0	3
<b>TOTAL</b>	<b>41/57</b>	<b>2</b>	<b>39/55</b>

# PORTLAND, CITY-WIDE

## February 2018

### 1st TIME HOMELESSNESS STATISTICS (BASED ON SELF-REPORTING)



1 <sup>ST</sup> TIME HOMELESSNESS STATISTICS % OF ALL INTAKES (BASED ON SELF-REPORTING)	1 <sup>ST</sup> Time Homeless Intakes	% of Total First Time Homeless Intakes
Family Crisis	5/8	14%
Family Shelter	8/29	49%
Joe Kreisler	4	7%
Milestone	5	8%
Oxford Street (Men)	10	17%
Oxford Street (Women)	2	3%
Florence House	1	2%
<b>TOTAL</b>	<b>59</b>	<b>100%</b>

# PORTLAND, CITY-WIDE February 2018 SHELTER COUNT BY NIGHT

On February 26th:

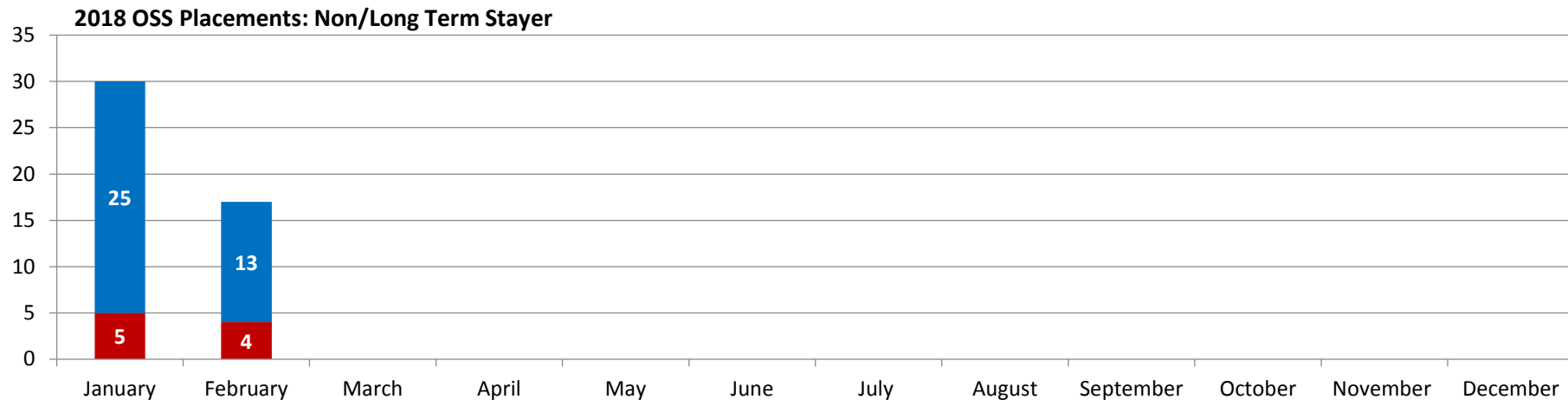
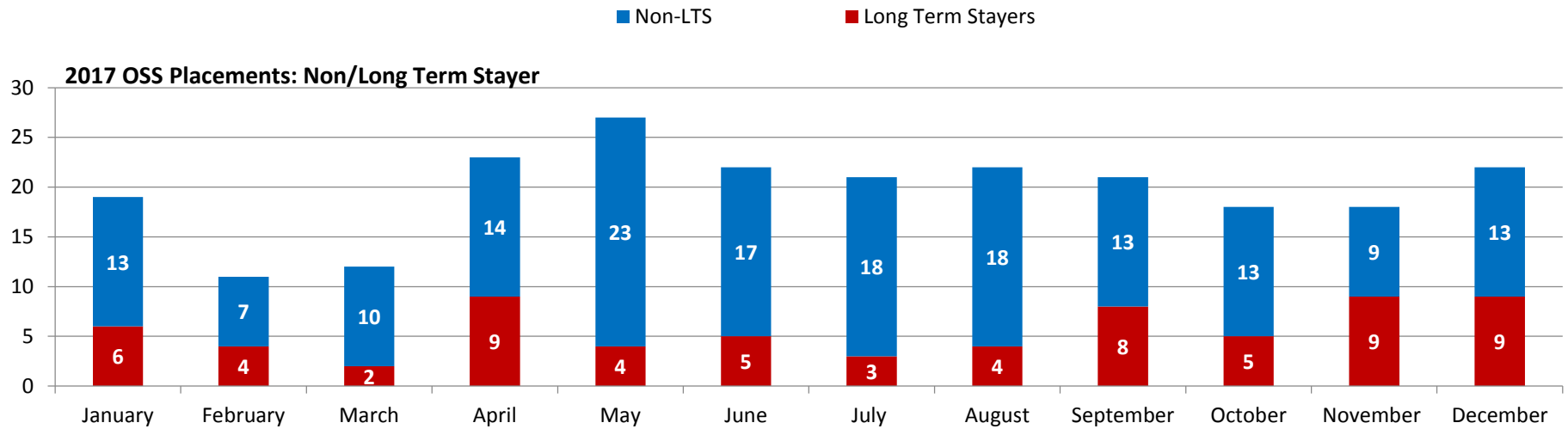
**486** individuals

*(including families)*

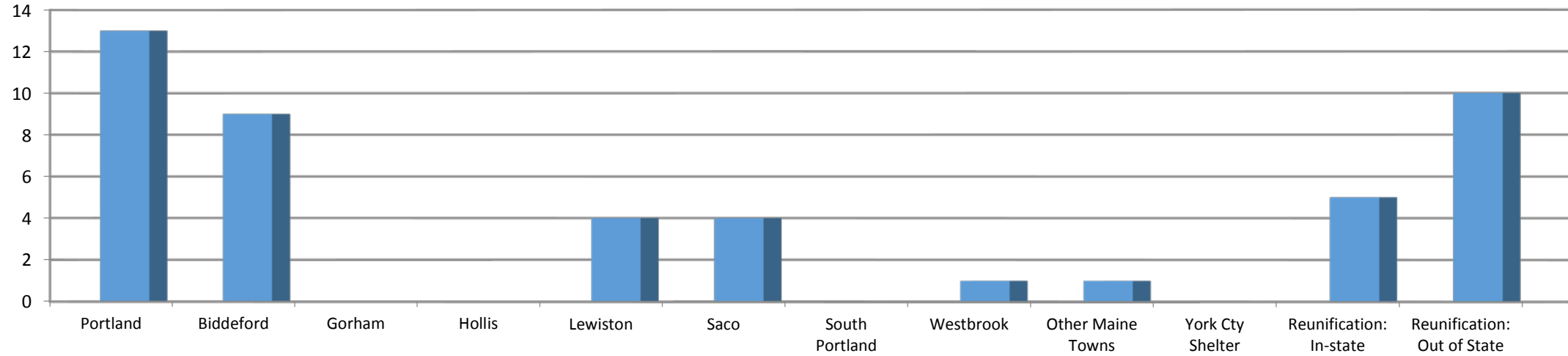
were utilizing shelter services in  
Portland

Calendar Day	Family Crisis	Family Shelter	Florence House	Joe Kreisler	Milestone	OSS Beds	OSS Chairs	Total Bed Nights
1	12	144	38	11	35	228	0	468
2	15	144	40	13	43	217	0	472
3	15	145	37	12	36	221	0	466
4	15	145	38	11	27	217	0	453
5	12	145	39	12	40	224	0	472
6	12	145	40	11	37	228	0	473
7	12	145	37	10	39	222	0	465
8	7	145	39	11	40	211	16	469
9	6	142	38	13	38	237	0	474
10	6	140	39	11	33	224	0	453
11	6	140	39	13	44	230	0	472
12	6	140	39	12	40	230	0	467
13	6	140	40	13	42	232	0	473
14	7	140	40	12	40	235	0	474
15	8	140	39	11	37	226	0	461
16	12	143	37	14	39	238	0	483
17	13	135	40	13	42	233	0	476
18	13	132	40	13	39	217	0	454
19	12	144	41	14	37	232	0	480
20	12	144	40	12	42	224	0	474
21	14	144	40	15	43	228	0	484
22	15	138	39	11	43	231	0	477
23	15	144	40	10	40	230	0	479
24	15	130	40	12	42	217	0	456
25	15	144	40	14	40	222	0	475
26	15	144	40	13	42	232	0	486
27	15	144	40	15	42	227	0	483
28	14	144	40	14	42	230	0	484
<b>Total*</b>	<b>325</b>	<b>3,970</b>	<b>1,099</b>	<b>346</b>	<b>1,104</b>	<b>6,343</b>	<b>16</b>	<b>13,203</b>
<b>Avg/night*</b>	<b>12</b>	<b>142</b>	<b>39</b>	<b>12</b>	<b>39</b>	<b>227</b>	<b>1</b>	<b>472</b>
<b>Highest*</b>	<b>15</b>	<b>145</b>	<b>41</b>	<b>15</b>	<b>44</b>	<b>238</b>	<b>16</b>	<b>486</b>
<b>Lowest*</b>	<b>6</b>	<b>130</b>	<b>37</b>	<b>10</b>	<b>27</b>	<b>211</b>	<b>0</b>	<b>453</b>

# OXFORD STREET SHELTER & COMMUNITY OVERFLOW HOUSING PLACEMENT DATA



# OXFORD STREET SHELTER & COMMUNITY OVERFLOW PERMANENT AND TRANSITIONAL 2018 HOUSING PLACEMENT DATA



	Jan	Feb	Mar	Apr	May	Jun	Jul	Aug	Sep	Oct	Nov	Dec	TOTAL	%
<b>TOTAL HOUSING PLACEMENTS</b>	<b>30</b>	<b>17</b>	-	-	-	-	-	-	-	-	-	-	<b>47</b>	<b>100%</b>
Portland	9	4	-	-	-	-	-	-	-	-	-	-	13	30%
Biddeford	6	3	-	-	-	-	-	-	-	-	-	-	9	20%
Gorham	-	-	-	-	-	-	-	-	-	-	-	-	-	0%
Hollis	-	-	-	-	-	-	-	-	-	-	-	-	-	0%
Lewiston	1	3	-	-	-	-	-	-	-	-	-	-	4	3%
Saco	-	4	-	-	-	-	-	-	-	-	-	-	4	0%
South Portland	-	-	-	-	-	-	-	-	-	-	-	-	-	0%
Westbrook	1	-	-	-	-	-	-	-	-	-	-	-	1	3%
Other Maine Towns	1	-	-	-	-	-	-	-	-	-	-	-	1	3%
York County Shelter	-	-	-	-	-	-	-	-	-	-	-	-	-	0%
Reunification with friends/family in another Maine town*	4	1	-	-	-	-	-	-	-	-	-	-	5	13%
Reunification with friends/family in another state*	8	2	-	-	-	-	-	-	-	-	-	-	10	27%



