

PORTLAND HOMELESS SHELTERS

Average Total Number of Individuals Residing in Shelters per Night:

	January 2017	January 2018
ADOLESCENTS	23 Individuals	9 Individuals
FAMILIES	133 Individuals 51 Average Families	155 Individuals 44 Average Families
ADULTS	287 Individuals	304 Individuals
Total	443 Individuals	468 Individuals

31 Days in the Month of January

OXFORD STREET SHELTER

January 2018

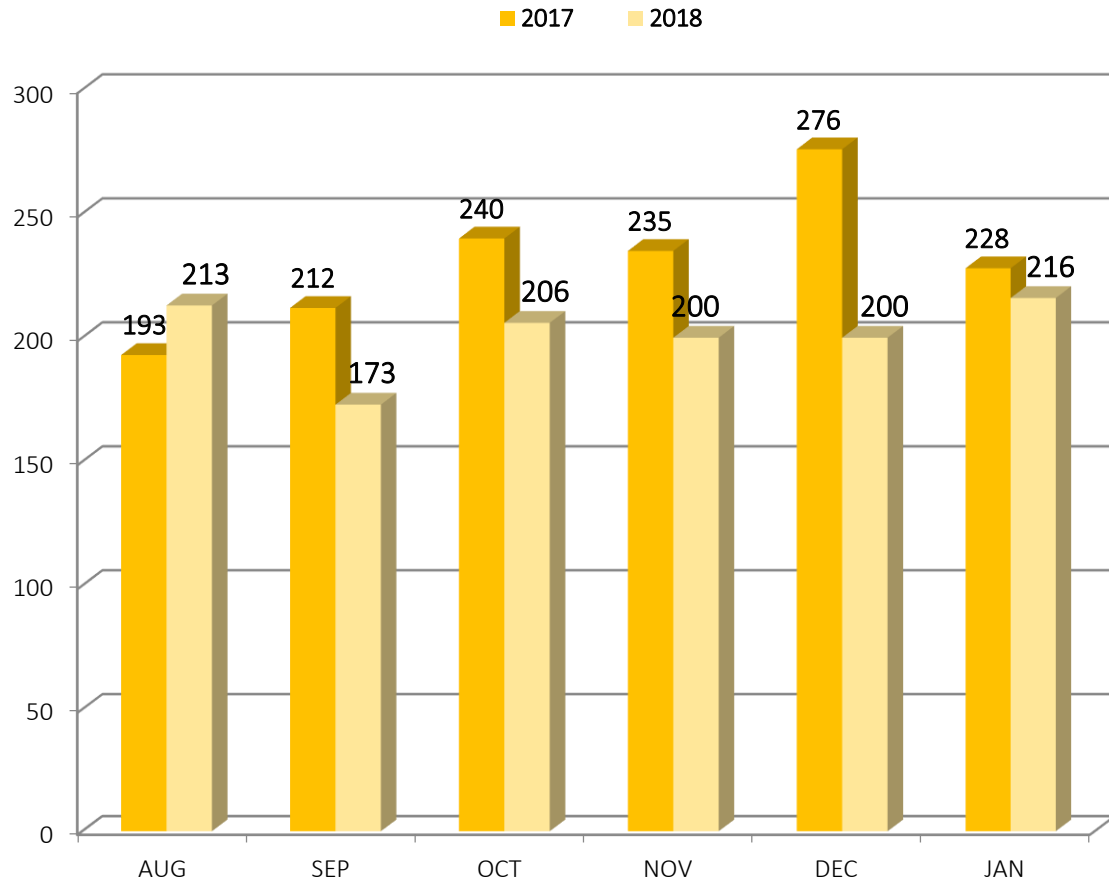
Intakes by Residency

MAINE TOWN					OUT-OF-STATE					OUT-OF-COUNTRY	
Alfred	1	Gardiner	1	North Berwick	1	West Bath	2	NC	2	Angola	1
Auburn	1	Farmington	1	North Bridgton	1	Westbrook	10	ND	1	Netherlands	1
Augusta	2	Gardiner	1	Old Orchard Beach	2	Windham	2	NH	4	Ivory Coast	1
Baldwin	1	Gorham	1	Presque Isle	2	York	1	NY	2	Rwanda	1
Bangor	2	Gray	1	Rockland	1	AZ	1	OH	1		
Bath	2	Lebanon	2	Sanford	1	CA	2	OK	1		
Biddeford	4	Lee	1	South Paris	1	CT	1	TX	2		
Brunswick	2	Lewiston	7	South Portland	9	DE	2	WV	1		
Buxton	1	Limerick	1	Steep Falls	2	FL	2				
Camden	1	Machias	2	Warren	1	IL	1				
Farmington	2	Madison	1	Waterville	1	MA	4				
Fort Kent	1	Mechanic Falls	1	Wells	1	MI	2				
MAINE TOWN:	76	OUT-OF-STATE:	29	OUT-OF-COUNTRY:	4	PORTLAND:	38	Unknown:	6	TOTAL:	<u>153</u>

PORTLAND, CITY-WIDE

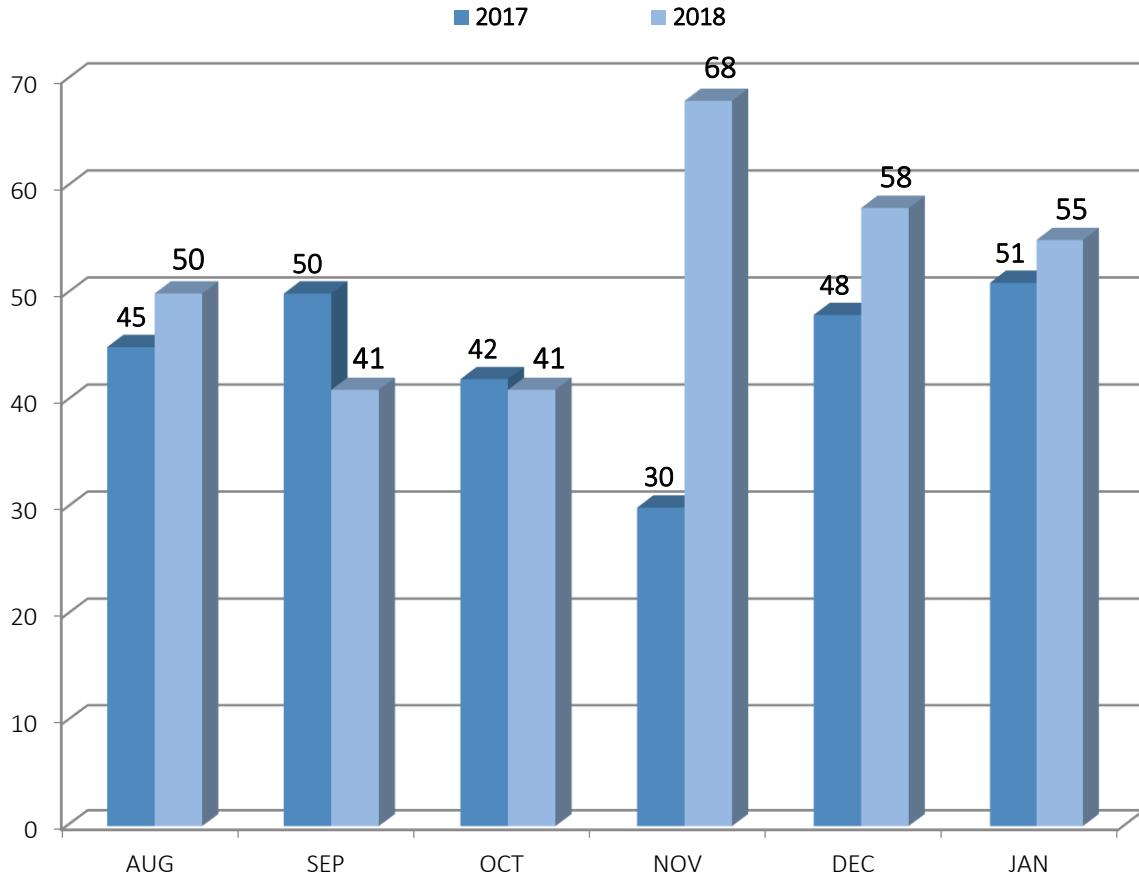
January 2018

SHELTER INTAKES BY MONTH



	INTAKES
Family Crisis	8/13
Family Shelter	18/65
Joe Kreisler	10
Milestone	14
Oxford Street (Men)	120
Oxford Street (Women)	33
Florence House	13
TOTAL	216

PORTLAND, CITY-WIDE January 2018 HOUSING PLACEMENTS BY MONTH



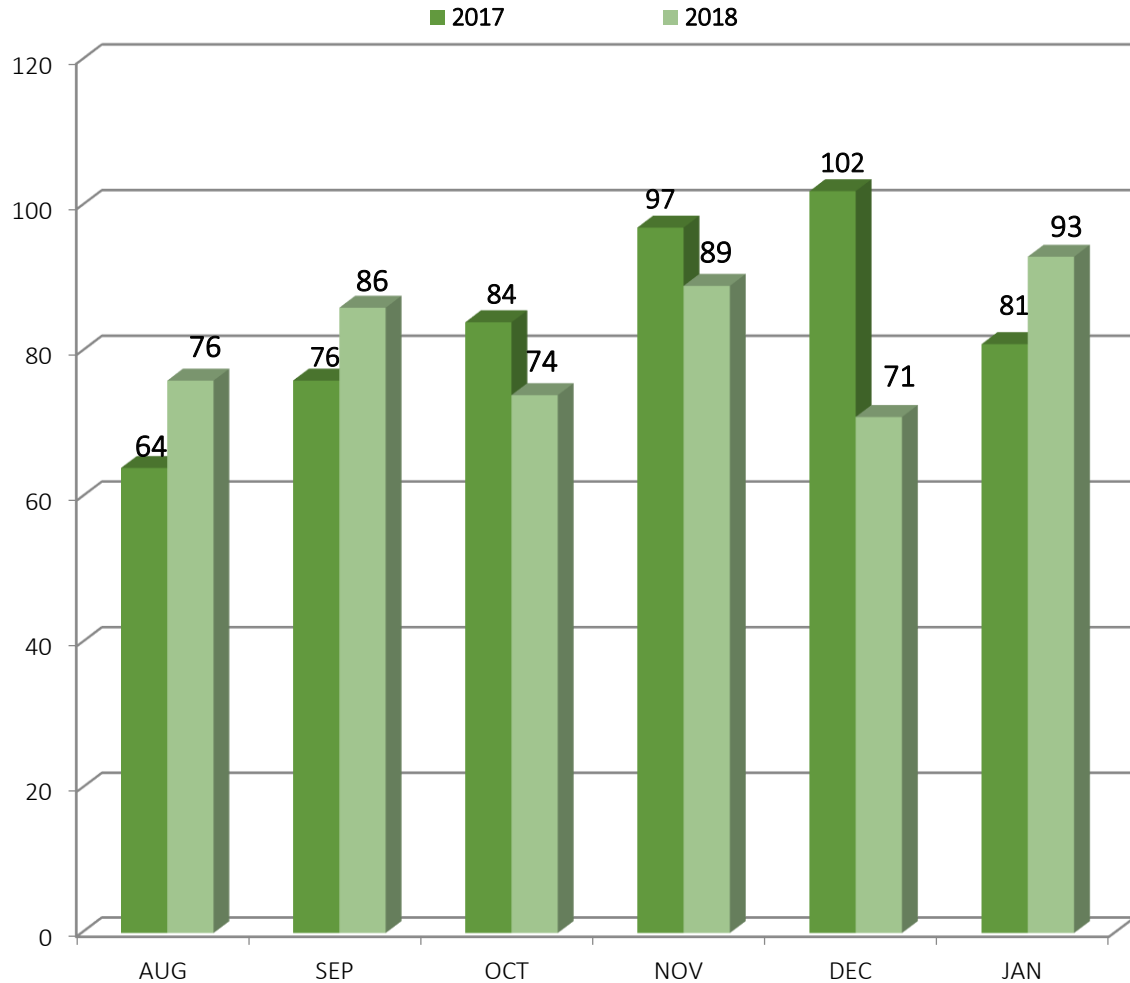
*Starting November, 2013, Oxford Street Shelter shifted prioritization of housing placements to their 30 longest-term stayers.

	TOTAL HOUSING PLACEMENTS	TEMPORARY	PERMANENT
Family Crisis	2/3	0	2/3
Family Shelter	17/63	0	17/63
Joe Kreisler	5	1	4
Milestone	0	0	0
Oxford Street (Men)	20	0	20
Oxford Street (Women)	10	0	10
Florence House	1	0	1
TOTAL	55	1	54

PORTLAND, CITY-WIDE

January 2018

1st TIME HOMELESSNESS STATISTICS (BASED ON SELF-REPORTING)



1 ST TIME HOMELESSNESS STATISTICS % OF ALL INTAKES (BASED ON SELF-REPORTING)	1 ST Time Homeless Intakes	% of Total First Time Homeless Intakes
Family Crisis	2/5	5%
Family Shelter	17/60	64%
Joe Kreisler	3	3%
Milestone	5	5%
Oxford Street (Men)	11	12%
Oxford Street (Women)	5	5%
Florence House	4	4%
TOTAL	93	100%

PORTLAND, CITY-WIDE January 2018 SHELTER COUNT BY NIGHT

On 29 January :

495 individuals

(including families)

were utilizing shelter services in
Portland

Calendar Day	Family Crisis	Family Shelter	Florence House	Joe Kreisler	Milestone	OSS Beds	OSS Chairs	Total Bed Nights
1	12	144	39	10	37	220	0	462
2	12	144	39	8	42	227	0	472
3	16	145	38	11	34	227	0	471
4	16	145	37	8	30	208	0	444
5	16	145	38	6	35	218	0	458
6	16	145	37	7	34	219	0	458
7	16	145	37	8	36	219	0	461
8	16	145	39	8	40	232	0	480
9	11	142	39	9	40	234	0	475
10	12	140	39	7	45	232	0	475
11	15	140	37	7	40	225	0	464
12	15	140	40	9	37	216	0	457
13	15	140	39	10	35	213	0	452
14	15	140	40	11	41	222	0	469
15	13	140	38	12	45	231	0	479
16	14	143	39	8	42	226	0	472
17	14	135	39	7	38	227	0	460
18	10	132	39	10	38	228	0	457
19	10	144	38	7	42	229	0	470
20	10	144	38	7	42	224	0	465
21	10	144	38	7	34	224	0	457
22	10	138	39	8	37	226	0	458
23	11	144	39	10	41	232	0	477
24	11	130	37	11	41	229	0	459
25	12	144	39	8	40	223	0	466
26	12	144	38	10	43	224	0	471
27	13	144	40	9	38	221	0	465
28	13	144	39	12	39	232	0	479
29	12	144	40	14	37	248	0	495
30	13	144	39	12	35	242	0	485
31	13	144	40	12	35	245	1	490
Total*	404	4,402	1,197	283	1,193	7,023	1	14,503
Avg/night*	13	142	39	9	38	227	0	468
Highest*	16	145	40	14	45	248	1	495
Lowest*	10	130	37	6	30	208	0	444

OXFORD STREET SHELTER & COMMUNITY OVERFLOW HOUSING PLACEMENT DATA

