

PORTLAND HOMELESS SHELTERS

Average Total Number of Individuals Residing in Shelters per Night:

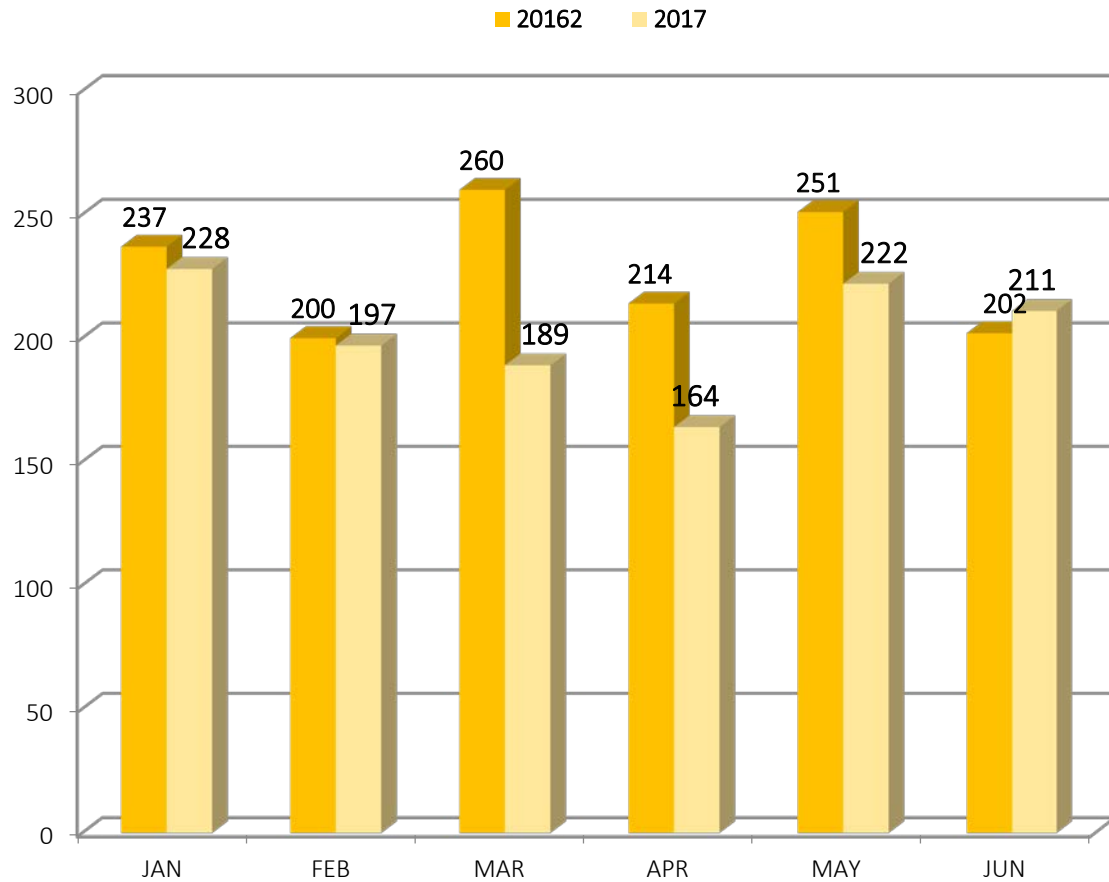
	June 2016	June 2017
ADOLESCENTS	17 Individuals	19 Individuals
FAMILIES	139 Individuals 32 Average Families	140 Individuals 37 Average Families
ADULTS	258 Individuals	286 Individuals
Total	414 Individuals	445 Individuals

30 Days in the Month of June

OXFORD STREET SHELTER
JUNE 2017
Intakes by Residency

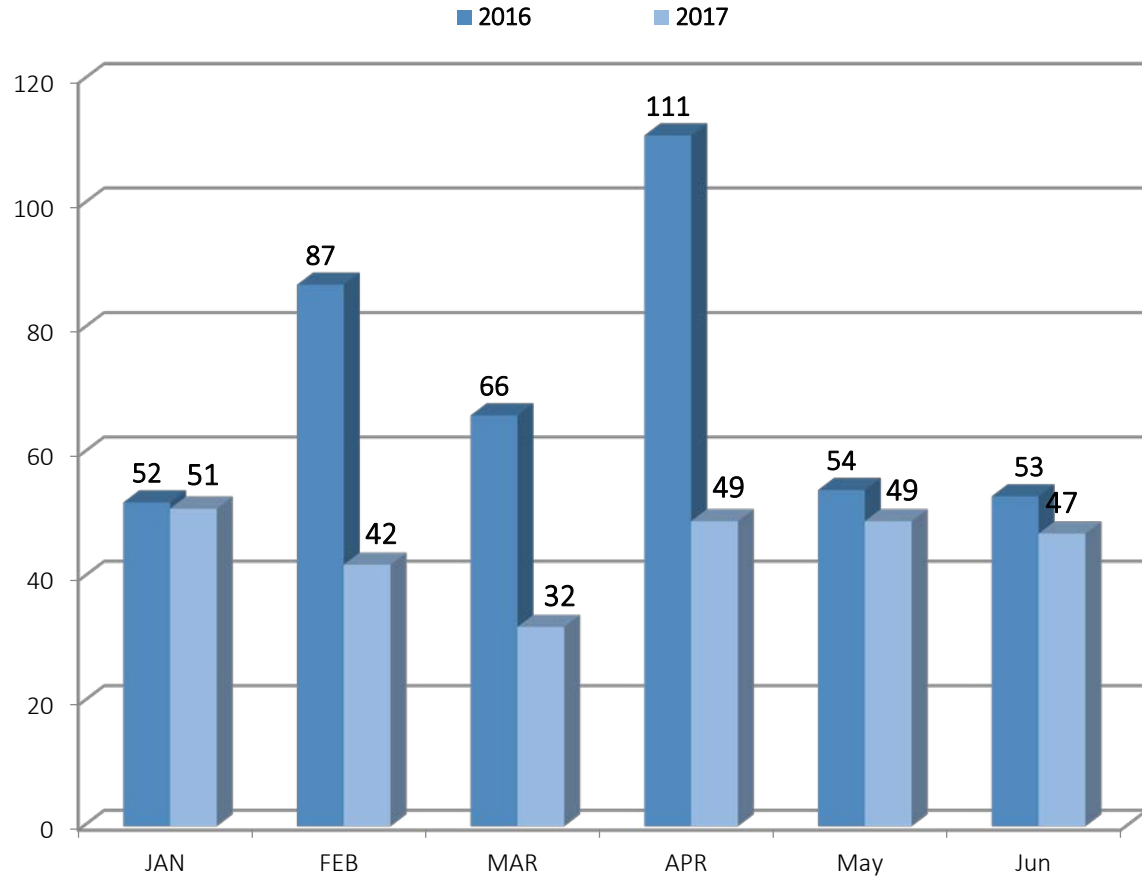
MAINE TOWN					OUT-OF-STATE					OUT-OF-COUNTRY	
Augusta	2	Gray	2	South Portland	8	CA	2	NJ	3	Angola	1
Biddeford	6	Hiram	1	Standish	1	CT	2	NY	3	DRC	7
Bridgton	1	Kennebunk	1	Topsham	1	FL	3	OH	1	Rwanda	1
Brunswick	2	Lewiston	1	Warren	3	GA	1	PA	1	South Africa	1
Casco	1	Oakfield	1	Westbrook	8	IL	1	TX	1		
Darmascotta	1	Old Orchard Beach	3	Windham	1	KY	2	VT	1		
Falmouth	1	Owls Head	1			MA	3	WA	1		
Farmington	1	Porter	1			MD	2	Washington, DC	1		
Franklin	1	Raymond	1			NC	1				
Gardiner	1	Rumford	1			ND	1				
Gorham	2	Sanford	1			NH	4				
MAINE TOWN:	55	OUT-OF-STATE:	34	OUT-OF-COUNTRY:	10	PORTLAND:	43	Unknown:	0	TOTAL:	142

PORTLAND, CITY-WIDE JUNE 2017 SHELTER INTAKES BY MONTH



	APRIL INTAKES
Family Crisis	9/12
Family Shelter	18/63
Joe Kreisler	13
Milestone	15
Oxford Street (Men)	110
Oxford Street (Women)	41
Women's Shelter	5
TOTAL	211

PORTLAND, CITY-WIDE JUNE 2017 HOUSING PLACEMENTS BY MONTH

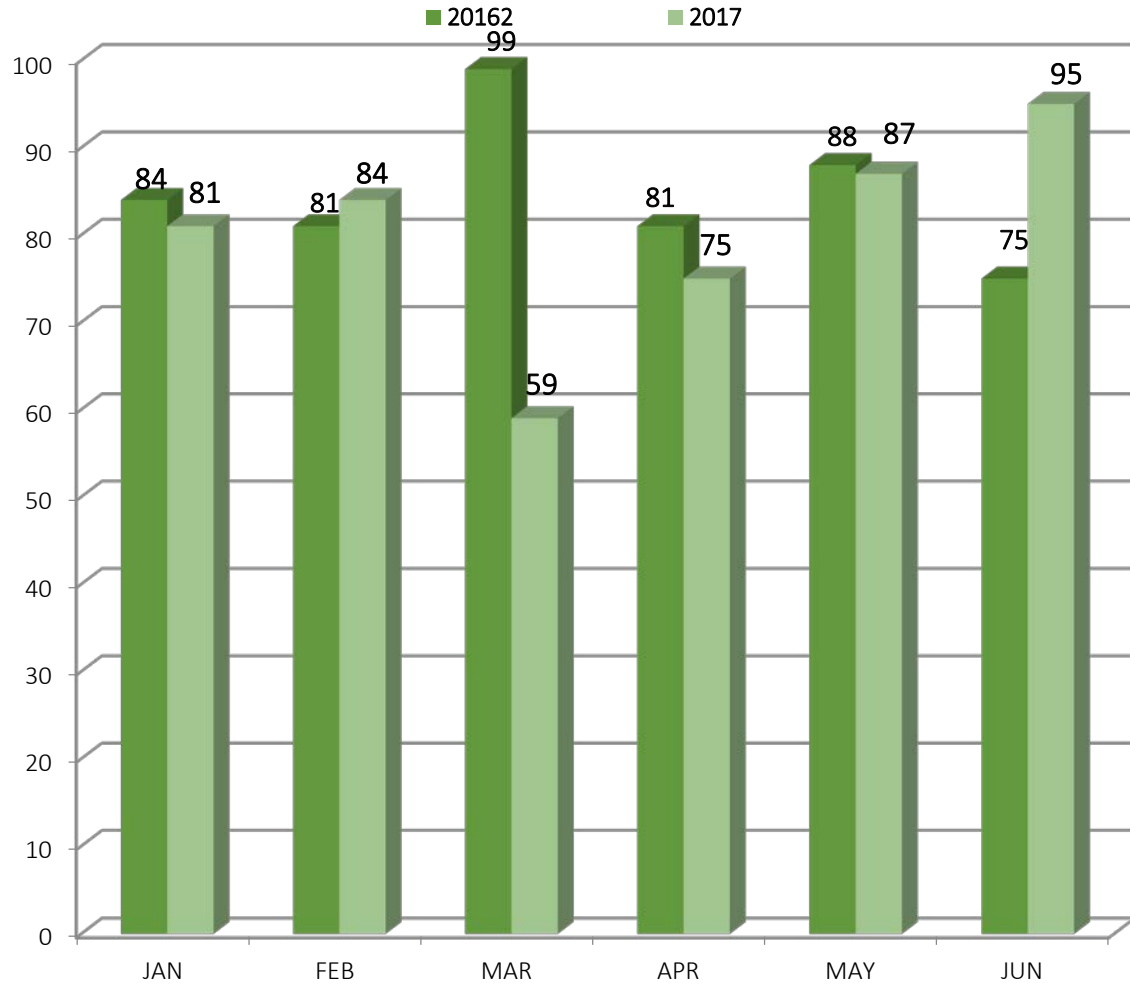


*Starting November, 2013, Oxford Street Shelter shifted prioritization of housing placements to their 30 longest-term stayers.

	TOTAL HOUSING PLACEMENTS	TRANSITIONAL	PERMANENT
Family Crisis	5/6	0	5/6
Family Shelter	12/44	0	12/44
Joe Kreisler	5	2	3
Milestone	6	0	6
Oxford Street (Men)	12	0	12
Oxford Street (Women)	5	1	4
Women's Shelter	2	0	2
TOTAL	47	3	44

PORTLAND, CITY-WIDE JUNE 2017

1st TIME HOMELESSNESS STATISTICS (BASED ON SELF-REPORTING)



FEBRUARY 2016 1 ST TIME HOMELESSNESS STATISTICS % OF ALL INTAKES (BASED ON SELF-REPORTING)	1 ST Time Homeless Intakes	% of Total First Time Homeless Intakes
Family Crisis	3/5	5%
Family Shelter	12/42	44%
Joe Kreisler	3	4%
Milestone	5	5%
Oxford Street (Men)	27	28%
Oxford Street (Women)	11	12%
Women's Shelter	2	2%
TOTAL	95	100%

PORTLAND, CITY-WIDE JUNE 2017 SHELTER COUNT BY NIGHT

On June 6:

465 individuals

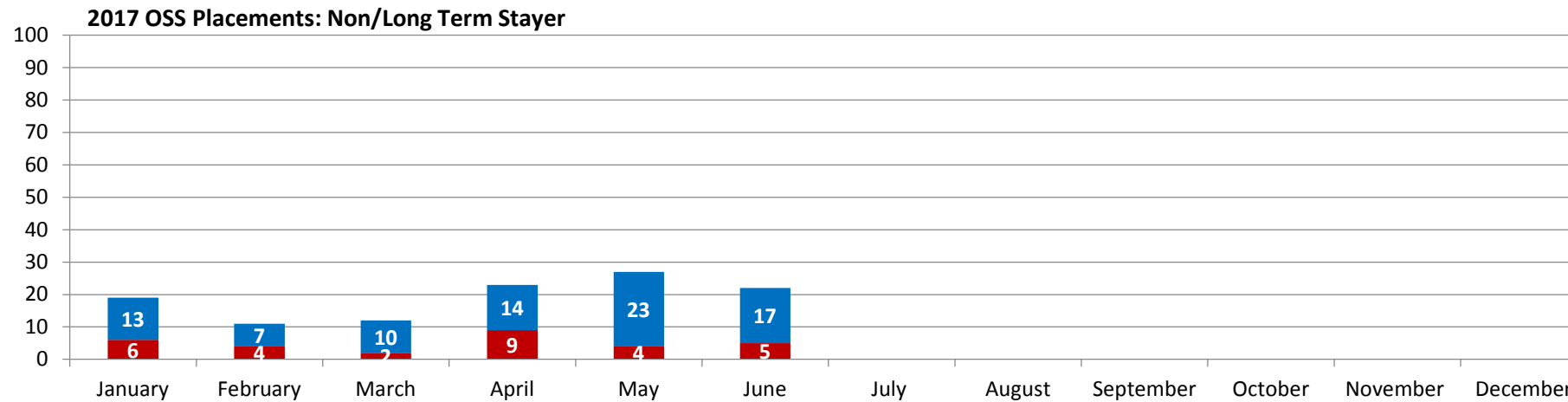
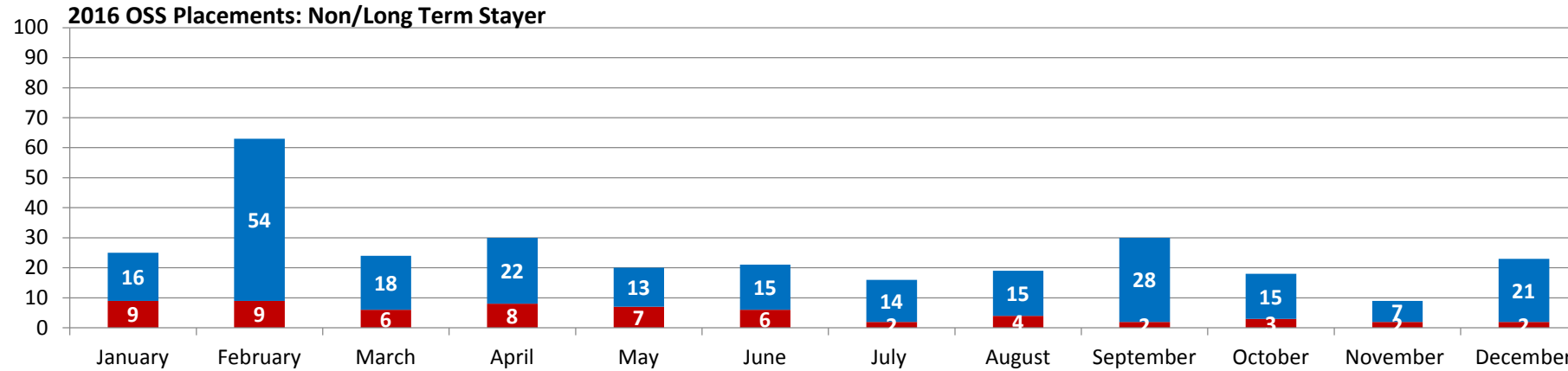
(including families)

were utilizing shelter services in
Portland

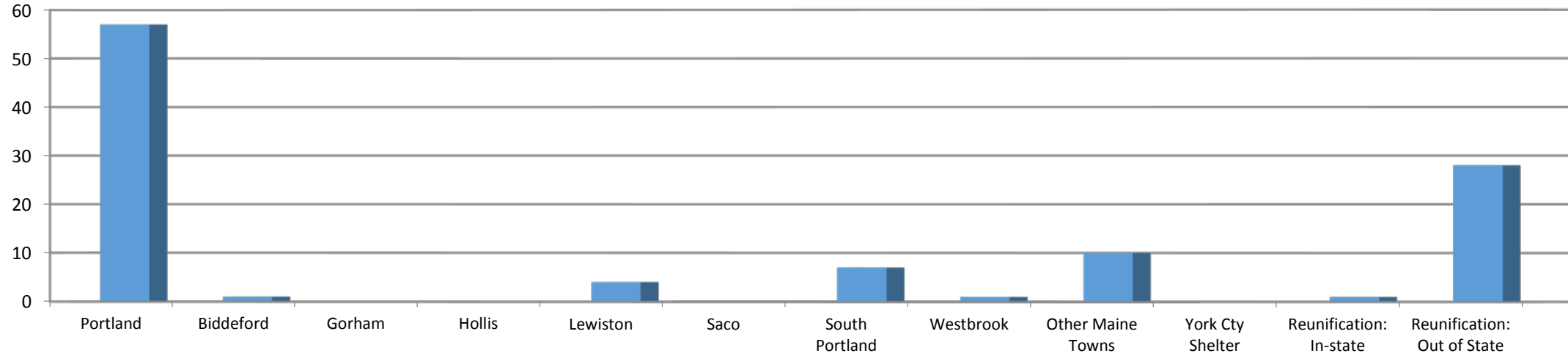
Calendar Day	Family Crisis	Family Shelter	Florence House	Joe Kreisler	Milestone	OSS Beds	OSS Chairs	Total Bed Nights
1	14	123	30	19	43	204	0	433
2	15	130	29	19	43	196	0	432
3	15	130	30	21	45	185	0	426
4	15	127	29	20	44	203	0	438
5	16	127	30	17	42	233	0	465
6	16	127	30	21	44	227	0	465
7	16	127	29	21	46	224	0	463
8	14	128	30	20	42	219	0	453
9	14	126	29	20	41	218	0	448
10	14	123	30	21	40	210	0	438
11	14	123	30	20	44	210	0	441
12	14	117	29	18	39	199	0	416
13	15	117	28	21	42	226	0	449
14	14	122	28	19	46	224	0	453
15	13	119	28	15	44	229	0	448
16	15	119	26	16	44	222	0	442
17	16	119	26	16	44	206	0	427
18	15	119	27	20	43	215	0	439
19	15	125	28	20	41	235	0	464
20	15	125	27	21	35	218	0	441
21	15	119	27	18	41	236	0	456
22	15	122	25	20	45	213	0	440
23	16	115	25	19	40	219	0	434
24	16	122	25	21	39	213	0	436
25	16	122	25	19	42	220	0	444
26	15	131	26	19	37	227	0	455
27	15	133	26	15	42	219	0	450
28	15	136	27	18	38	227	0	461
29	15	136	27	21	38	227	0	464
30	16	136	25	20	38	195	0	430
Total*	449	3,745	831	575	1,252	6,625	0	13,477
Avg/night*	15	125	28	19	42	221	0	449
Highest*	16	136	30	21	46	350	0	579
Lowest*	13	115	25	15	35	185	0	416

OXFORD STREET SHELTER & COMMUNITY OVERFLOW HOUSING PLACEMENT DATA

■ Non-LTS ■ Long Term Stayers



OXFORD STREET SHELTER & COMMUNITY OVERFLOW PERMANENT AND TRANSITIONAL 2017 HOUSING PLACEMENT DATA



	Jan	Feb	Mar	Apr	May	Jun	Jul	Aug	Sep	Oct	Nov	Dec	TOTAL	%
TOTAL HOUSING PLACEMENTS	19	11	12	23	27	17	-	-	-	-	-	-	109	100%
Portland	6	2	3	16	18	12	-	-	-	-	-	-	57	52%
Biddeford	-	1	-	-	-	-	-	-	-	-	-	-	1	1%
Gorham	-	-	-	-	-	-	-	-	-	-	-	-	-	0%
Hollis	-	-	-	-	-	-	-	-	-	-	-	-	-	0%
Lewiston	-	-	1	-	3	-	-	-	-	-	-	-	4	4%
Saco	-	-	-	-	-	-	-	-	-	-	-	-	-	0%
South Portland	2	1	3	-	-	1	-	-	-	-	-	-	7	6%
Westbrook	1	-	-	-	-	-	-	-	-	-	-	-	1	1%
Other Maine Towns	2	2	2	2	1	1	-	-	-	-	-	-	10	9%
York County Shelter	-	-	-	-	-	-	-	-	-	-	-	-	-	0%
Reunification with friends/family in another Maine town*	-	-	-	1	-	-	-	-	-	-	-	-	1	1%
Reunification with friends/family in another state*	8	5	3	4	5	3	-	-	-	-	-	-	28	26%

