

# PORTLAND HOMELESS SHELTERS

Average Total Number of Individuals Residing in Shelters per Night:

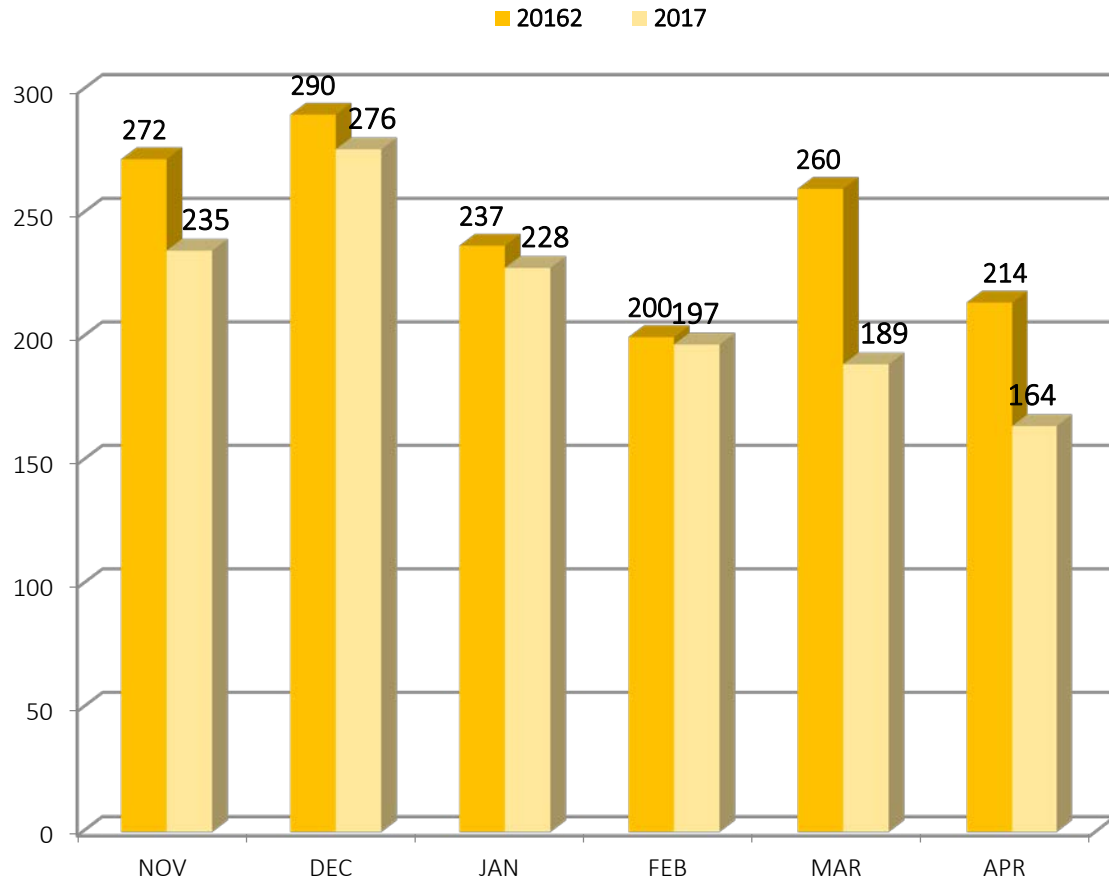
	<b>April 2016</b>	<b>April 2017</b>
<b>ADOLESCENTS</b>	16 Individuals	14 Individuals
<b>FAMILIES</b>	122 Individuals 42 Average Families	124 Individuals 49 Average Families
<b>ADULTS</b>	293 Individuals	296 Individuals
<b>Total</b>	<b>431 Individuals</b>	<b>434 Individuals</b>

30 Days in the Month of April

OXFORD STREET SHELTER  
April 2017  
Intakes by Residency

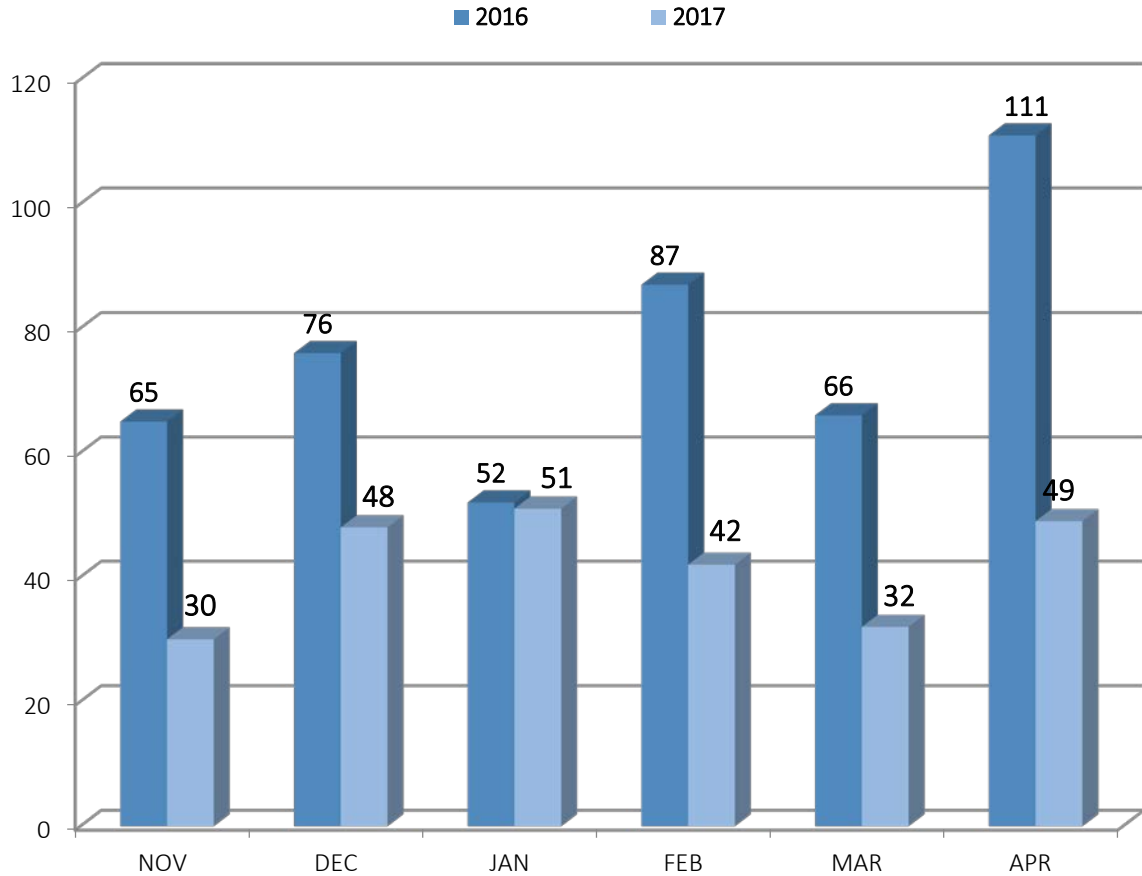
MAINE TOWN					OUT-OF-STATE					OUT-OF-COUNTRY	
Arundel	1	Gorham	1	Rumford	1	Windham	4	NY	2	Angola	4
Augusta	4	Highland Plantation	1	Saco	1	Yarmouth	1	OK	1	Burundi	1
Bangor	3	Island Falls	2	Sanford	2			PA	1	DRC	1
Biddeford	4	Kennebunk	1	Shirley Mills	1	CO	2	TX	1		
Bridgton	1	Lewiston	2	South Paris	1	CT	1				
Clinton	1	Lisbon	1	South Portland	3	FL	3				
Edgecomb	1	Naples	1	Standish	1	IL	1				
Fairfield	2	Old Orchard Beach	4	Surry	1	MA	2				
Falmouth	1	Old Town	1	Waterville	1	MI	1				
Fryburg	1	Otisfield	1	Westbrook	10	MT	2				
Gardiner	1	Rockland	1	Wilton	1	NH	1				
<b>MAINE TOWN:</b>	<b>64</b>	<b>OUT-OF-STATE:</b>	<b>18</b>	<b>OUT-OF-COUNTRY:</b>	<b>6</b>	<b>PORTLAND:</b>	<b>32</b>	<b>Unknown:</b>	<b>0</b>	<b>TOTAL:</b>	<b>120</b>

# PORTLAND, CITY-WIDE April 2017 SHELTER INTAKES BY MONTH



	APRIL INTAKES
Family Crisis	5/6
Family Shelter	11/44
Joe Kreisler	9
Milestone	11
Oxford Street (Men)	96
Oxford Street (Women)	25
Women's Shelter	7
<b>TOTAL</b>	<b>164</b>

# PORTLAND, CITY-WIDE April 2017 HOUSING PLACEMENTS BY MONTH



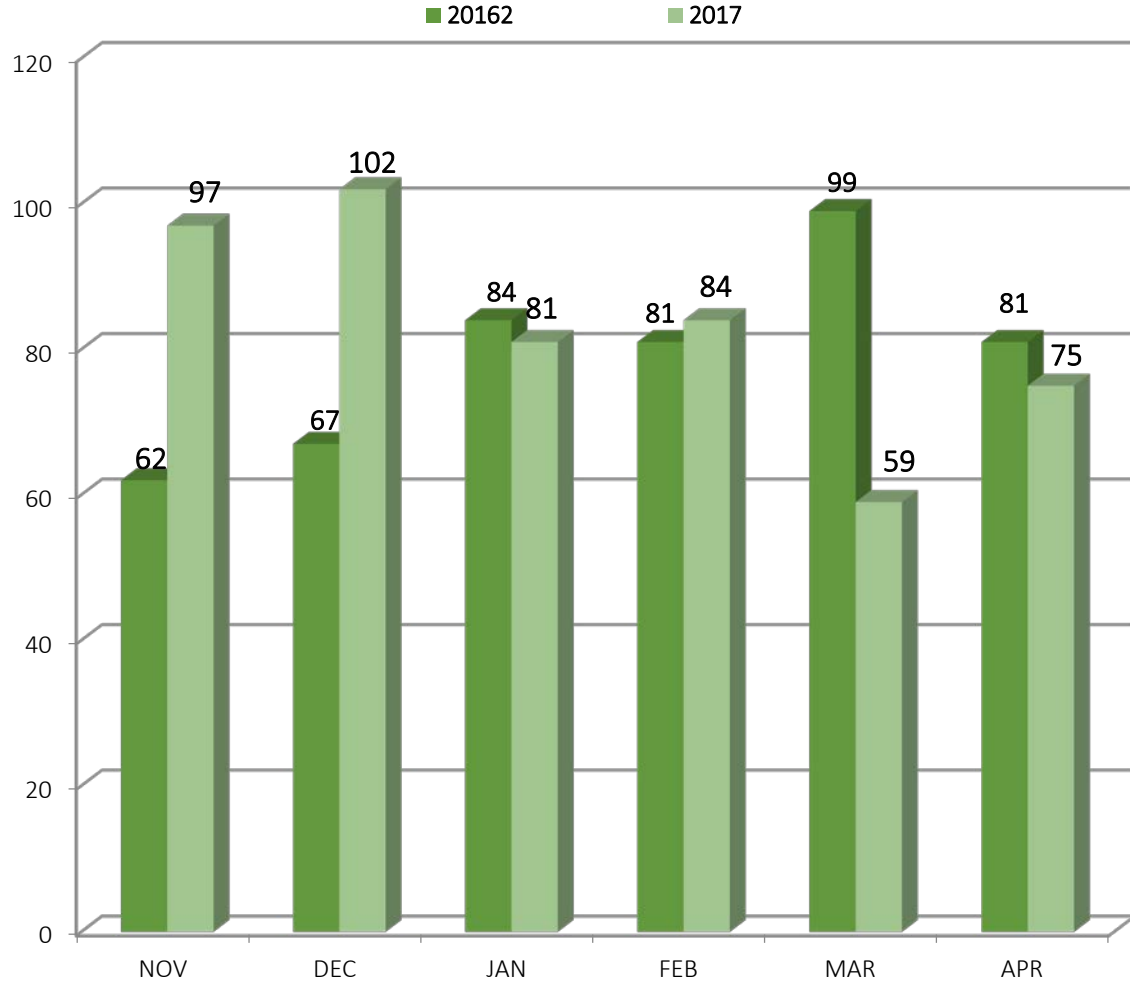
\*Starting November, 2013, Oxford Street Shelter shifted prioritization of housing placements to their 30 longest-term stayers.

	TOTAL HOUSING PLACEMENTS	TRANSITIONAL	PERMANENT
Family Crisis	2	0	2
Family Shelter	11/35	0	11/35
Joe Kreisler	7	0	7
Milestone	6	0	6
Oxford Street (Men)	16	0	16
Oxford Street (Women)	7	0	7
Women's Shelter	0	0	0
<b>TOTAL</b>	<b>49</b>	<b>0</b>	<b>49</b>

# PORTLAND, CITY-WIDE

## April 2017

### 1st TIME HOMELESSNESS STATISTICS (BASED ON SELF-REPORTING)



FEBRUARY 2016 1 <sup>ST</sup> TIME HOMELESSNESS STATISTICS % OF ALL INTAKES (BASED ON SELF-REPORTING)	1 <sup>ST</sup> Time Homeless Intakes	% of Total First Time Homeless Intakes
Family Crisis	1	1%
Family Shelter	10/39	52%
Joe Kreisler	2	3%
Milestone	6	8%
Oxford Street (Men)	21	28%
Oxford Street (Women)	3	4%
Women's Shelter	3	4%
<b>TOTAL</b>	<b>75</b>	<b>100%</b>

# PORTLAND, CITY-WIDE April 2017 SHELTER COUNT BY NIGHT

On April 26:

**444** individuals

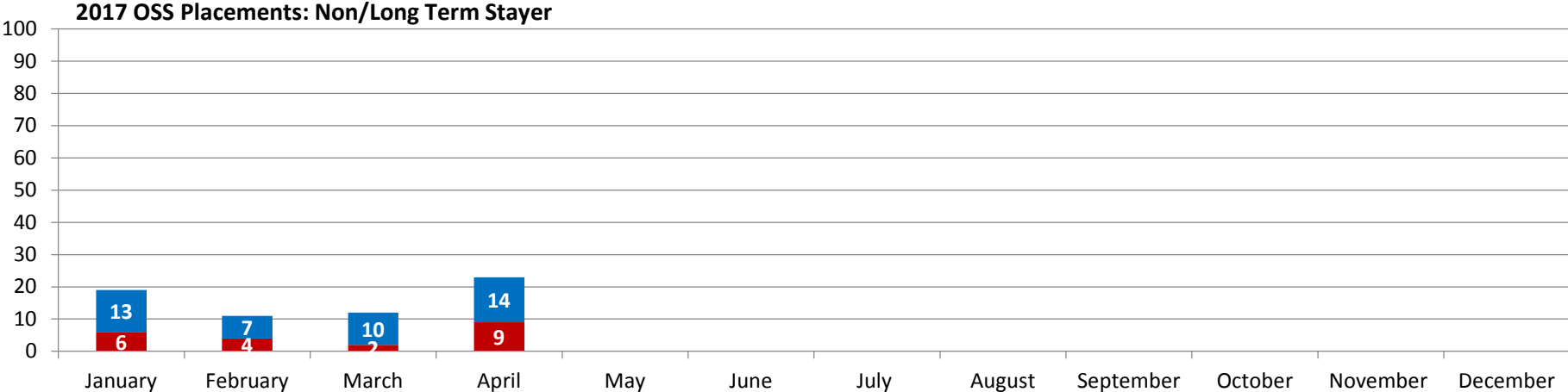
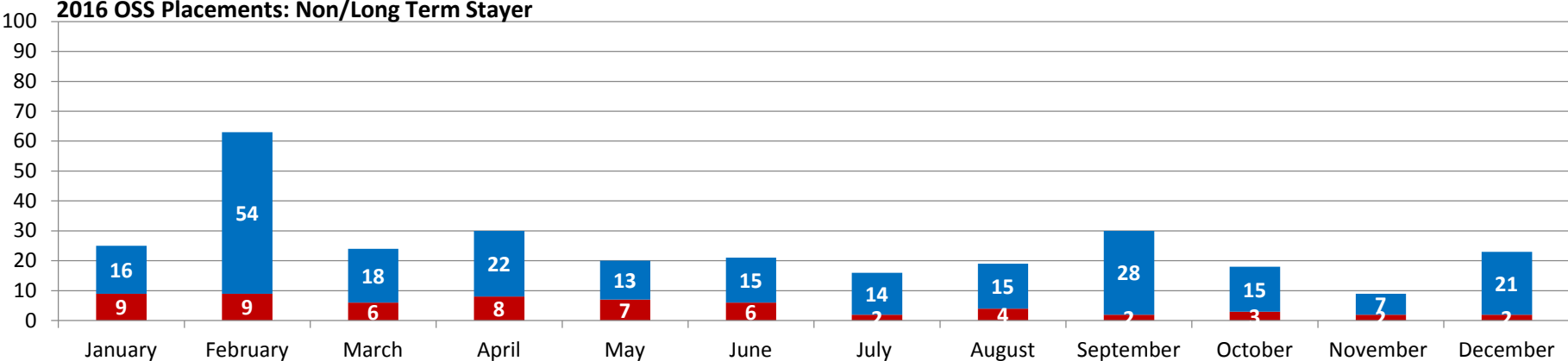
*(including families)*

were utilizing shelter services in  
Portland

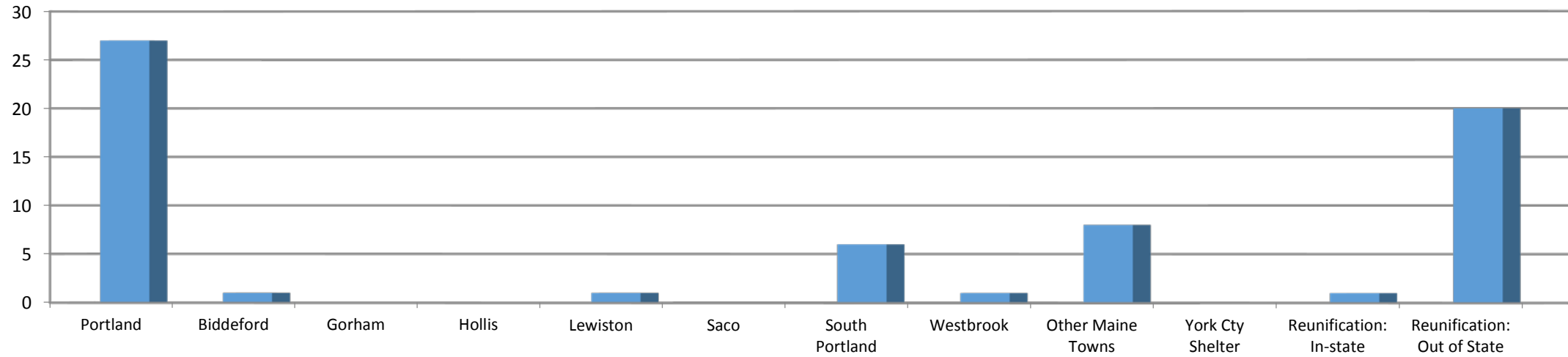
Calendar Day	Family Crisis	Family Shelter	Florence House	Joe Kreisler	Milestone	OSS Beds	OSS Chairs	Total Bed Nights
1	16	109	26	14	38	218	0	421
2	16	109	25	17	47	229	0	443
3	16	108	24	18	43	230	0	439
4	16	111	25	17	43	225	0	437
5	16	116	23	17	43	227	0	442
6	16	113	25	14	45	229	0	442
7	16	116	25	11	42	226	0	436
8	16	113	27	12	43	226	0	437
9	16	104	25	12	43	227	0	427
10	16	104	25	14	41	230	0	430
11	15	104	25	13	43	228	0	428
12	15	105	25	15	46	237	0	443
13	16	105	27	15	46	231	0	440
14	16	105	25	9	41	224	0	420
15	16	105	26	11	34	221	0	413
16	14	105	25	9	40	224	0	417
17	14	105	25	16	44	227	0	431
18	12	105	26	20	42	235	0	440
19	13	105	24	15	43	227	0	427
20	14	105	26	14	45	230	0	434
21	15	105	26	15	45	231	0	437
22	15	105	24	12	41	225	0	422
23	15	105	25	10	42	243	0	440
24	15	103	25	11	43	222	0	419
25	15	108	26	17	40	237	0	443
26	15	108	25	14	44	238	0	444
27	14	120	26	15	38	226	0	439
28	14	119	27	11	40	207	0	418
29	14	122	25	15	38	215	0	429
30	14	122	27	18	43	217	0	441
Total*	451	3,269	760	421	1,266	6,812	0	12,979
Avg/night*	15	109	25	14	42	227	0	433
Highest*	16	122	27	20	47	243	0	444
Lowest*	12	103	23	9	34	207	0	413

# OXFORD STREET SHELTER & COMMUNITY OVERFLOW HOUSING PLACEMENT DATA

■ Non-LTS      ■ Long Term Stayers



# OXFORD STREET SHELTER & COMMUNITY OVERFLOW PERMANENT AND TRANSITIONAL 2017 HOUSING PLACEMENT DATA



	Jan	Feb	Mar	Apr	May	Jun	Jul	Aug	Sep	Oct	Nov	Dec	TOTAL	%
<b>TOTAL HOUSING PLACEMENTS</b>	<b>19</b>	<b>11</b>	<b>12</b>	<b>23</b>	-	-	-	-	-	-	-	-	<b>65</b>	<b>100%</b>
Portland	6	2	3	16	-	-	-	-	-	-	-	-	<b>27</b>	<b>42%</b>
Biddeford	-	1	-	-	-	-	-	-	-	-	-	-	<b>1</b>	<b>2%</b>
Gorham	-	-	-	-	-	-	-	-	-	-	-	-	-	<b>0%</b>
Hollis	-	-	-	-	-	-	-	-	-	-	-	-	-	<b>0%</b>
Lewiston	-	-	1	-	-	-	-	-	-	-	-	-	<b>1</b>	<b>2%</b>
Saco	-	-	-	-	-	-	-	-	-	-	-	-	-	<b>0%</b>
South Portland	2	1	3	-	-	-	-	-	-	-	-	-	<b>6</b>	<b>9%</b>
Westbrook	1	-	-	-	-	-	-	-	-	-	-	-	<b>1</b>	<b>2%</b>
Other Maine Towns	2	2	2	2	-	-	-	-	-	-	-	-	<b>8</b>	<b>12%</b>
York County Shelter	-	-	-	-	-	-	-	-	-	-	-	-	-	<b>0%</b>
Reunification with friends/family in another Maine town*	-	-	-	1	-	-	-	-	-	-	-	-	<b>1</b>	<b>2%</b>
Reunification with friends/family in another state*	8	5	3	4	-	-	-	-	-	-	-	-	<b>20</b>	<b>31%</b>



