

City of Portland
Health & Human Services Department
Social Services Division

PORTLAND HOMELESS SHELTERS

Total Number of Individuals Residing in Shelters per Night:

	August 2011	August 2012
ADOLESCENTS	15 Individuals	14 Individuals
ADULTS	260 Individuals	304 Individuals
FAMILIES	106 Individuals Average 42 Families	133 Individuals Average 53 families
Total	381 Individuals	451 Individuals

31 Days in the Month of August

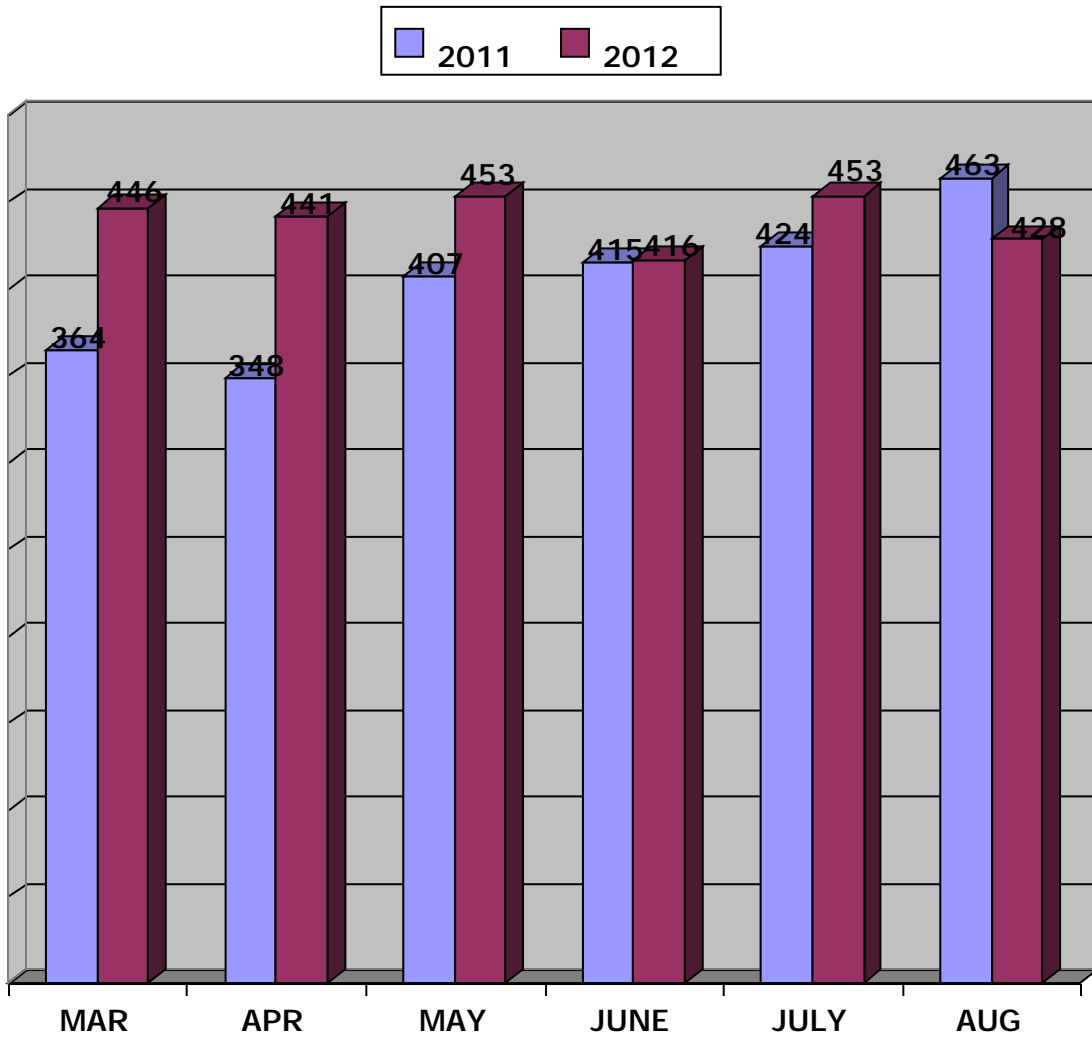
This information is also posted on the City of Portland's website each month.

To view this information, please go to

<http://www.portlandmaine.gov/hhs/ssesac.asp>

Prepared by:
City of Portland
Health & Human Services Department

Social Services Division
 AUGUST 2012
 ADOLESCENT BEDS USED
 PREBLE STREET LIGHT HOUSE SHELTER



	Mar	Apr	May	June	July	Aug
2011	364	348	407	415	424	463
2012	446	441	453	416	453	428
Percent	23%	27%	11%	0.24%	7%	-8%

PREBLE STREET
 Lighthouse Shelter 16 Beds

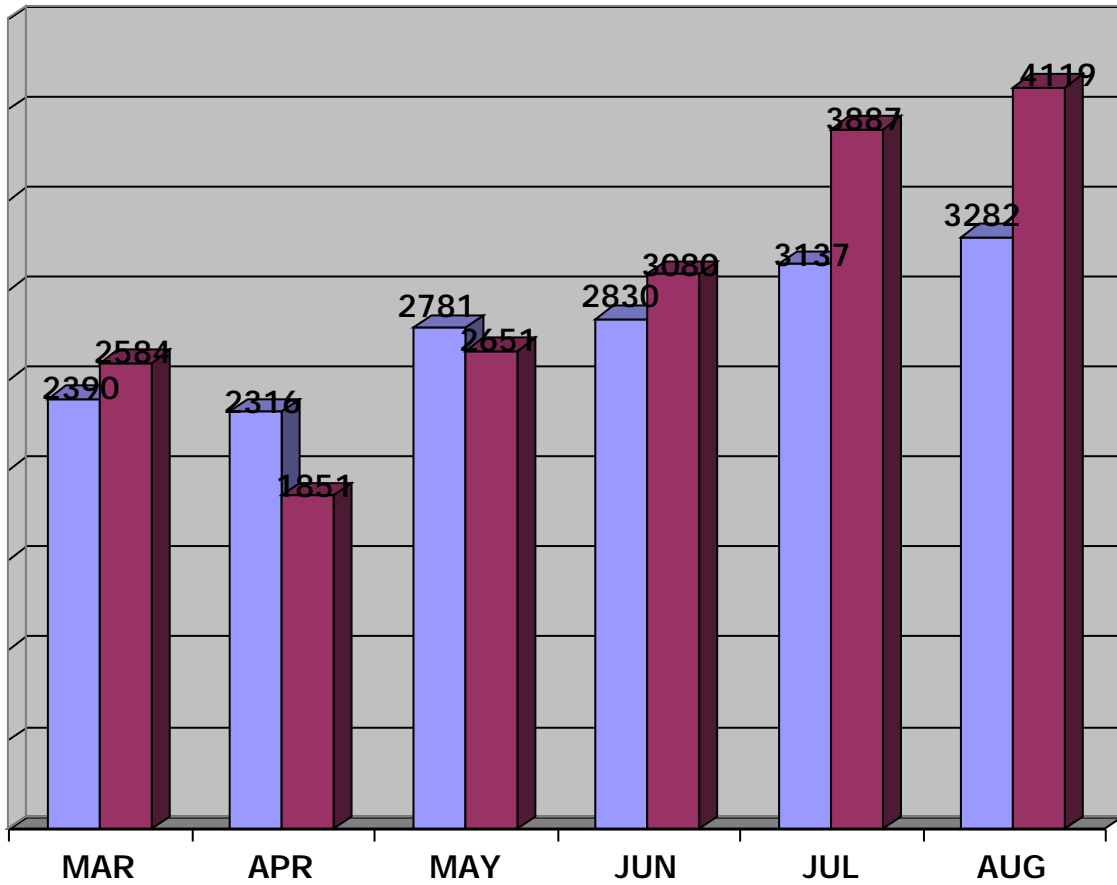
UNDUPLICATED YOUTH: 48
TOTAL NEW INTAKES: 12
***EXPERIENCING HOMELESSNESS FOR THE 1ST TIME** 4
 (*BASED ON SELF-REPORTING)

AUGUST 2012
 ADOLESCENT SHELTER STATISTICS
 PREBLE STREET LIGHT HOUSE SHELTER

Day of Month	Preble Street	Beds Available
	16	16
1	12	4
2	15	1
3	13	3
4	11	5
5	15	1
6	13	3
7	14	2
8	16	0
9	12	4
10	11	5
11	12	4
12	13	3
13	14	2
14	14	2
15	13	3
16	15	1
17	15	1
18	13	3
19	15	1
20	15	1
21	15	1
22	14	2
23	14	2
24	15	1
25	16	0
26	16	0
27	15	1
28	16	0
29	13	3
30	13	3
31	10	6
Totals	428	68
Ave/Night	14	2

AUGUST 2012
FAMILY BEDS USED

2011 2012



	Mar	Apr	May	June	July	Aug
2011	2390	2316	2781	2830	3137	3282
2012	2584	1851	2651	3080	3887	4119
Percent	8%	-20%	-5%	9%	24%	26%

HEALTH & HUMAN SERVICES DEPARTMENT

SOCIAL SERVICES DIVISION

Family Shelter 84 Beds

FAMILY CRISIS SHELTER 14 Beds

STEP UP FAMILY RESOURCES 10 Beds

EMERGENCY SHELTER 0 Beds

General Assistance

AUGUST 2012 FAMILY SHELTER STATISTICS

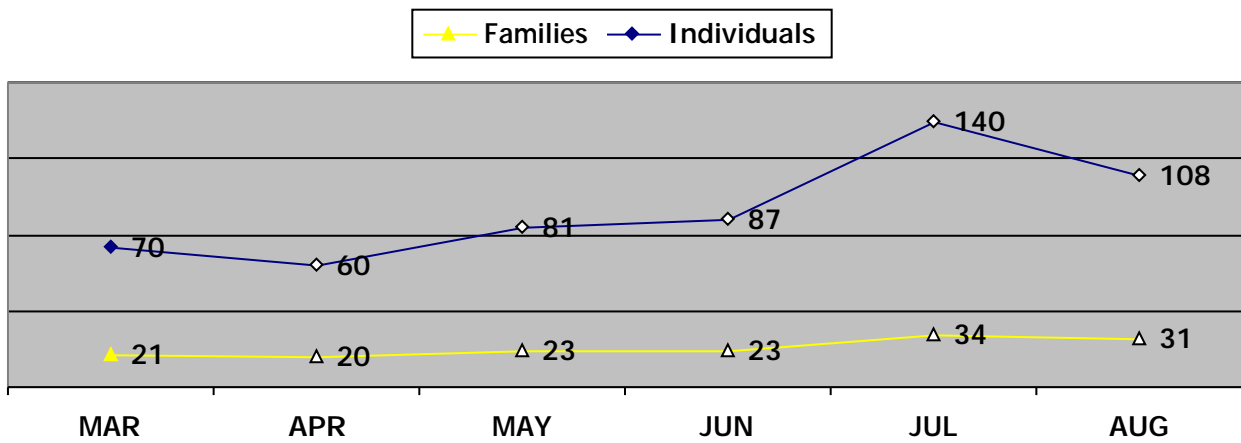
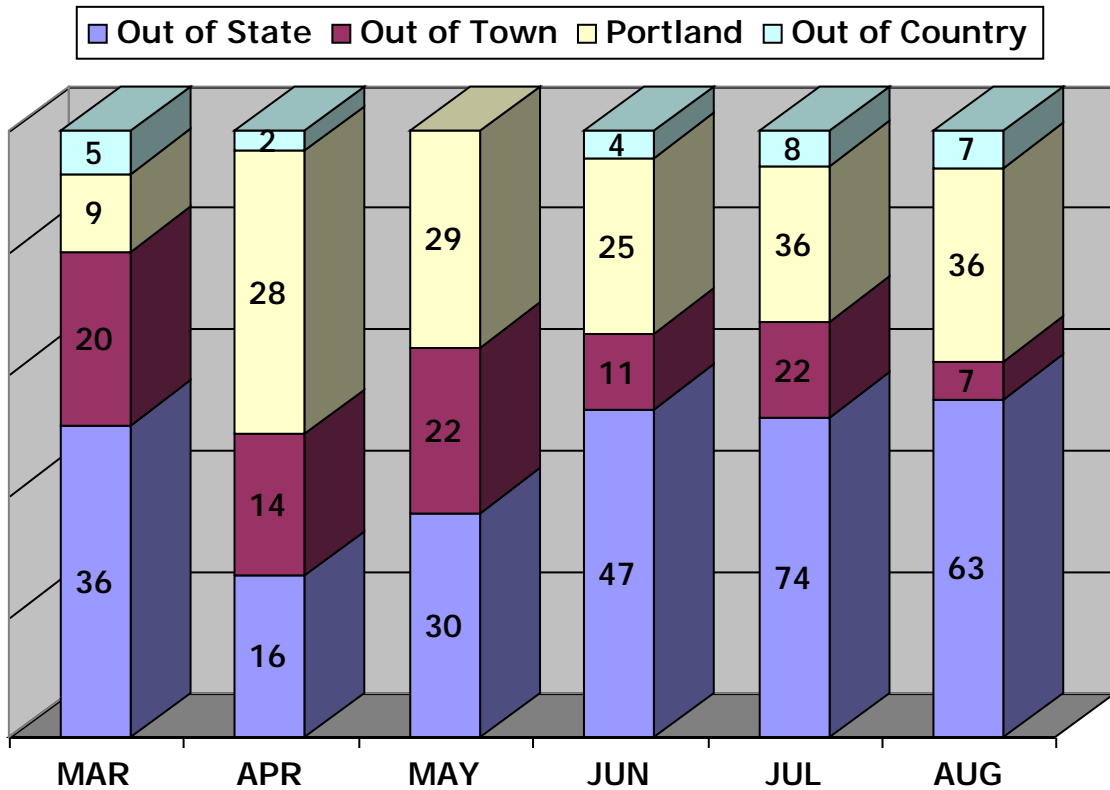
Day of Month	City* (# Families)	City Used	Family Crisis	Step Up	GA Hotels	Beds Used Per Night
	20	84	14	10		
1	20	86	14	12	0	112
2	19	84	14	14	0	112
3	21	91	14	14	0	119
4	21	88	14	14	0	116
5	22	88	14	14	4	120
6	24	93	14	14	9	130
7	25	98	10	14	6	128
8	24	94	10	14	5	123
9	26	105	11	14	0	130
10	26	95	12	14	13	134
11	25	93	12	14	11	130
12	25	95	12	14	7	128
13	26	95	12	14	12	133
14	27	95	13	14	15	137
15	28	95	13	14	17	139
16	29	100	13	14	15	142
17	28	94	13	14	18	139
18	27	97	13	14	13	137
19	28	100	13	14	13	140
20	27	92	13	14	21	140
21	28	93	12	12	23	140
22	28	95	12	12	20	139
23	25	92	14	12	12	130
24	25	92	14	12	14	132
25	25	92	14	12	14	132
26	26	95	14	12	14	135
27	26	96	13	12	13	134
28	27	96	14	12	20	142
29	28	93	13	12	27	145
30	29	104	12	12	19	147
31	31	95	13	12	34	154
Totals	796	2921	399	410	389	4119
Ave/Night	26	94	13	13	15	133

CITY OF PORTLAND
 Health & Human Services Department
 Social Services Division

Family Shelter

AUGUST 2012
 Intake Statistics

Total Number of Individuals



Intake statistic or new arrival is defined as an individual that has not stayed at the Shelter for a period of three (3) months/90-days or longer.

CITY OF PORTLAND
 Health & Human Services Department
 Social Services Division
Family Shelter
 INDIVIDUALS

AUGUST 2012

MAINE TOWNS

	Families / Individuals
South Portland	1 / 2
Westbrook	1 / 2
Windham	1 / 3

OUT-OF-STATE

	Families / Individuals
Arizona	1 / 5
Connecticut	1 / 4
Iowa	1 / 3
Maryland	1 / 3
Michigan	1 / 3
New Hampshire	1 / 4
New York	3 / 12
North Carolina	2 / 9
Tennessee	1 / 7
Texas	1 / 6
Virginia	1 / 3
Washington	1 / 4

OUT-OF-COUNTRY

	Families / Individuals
Angola	1 / 7

Out-of-Country **1** Families for a total of **7** individuals

Maine Towns **3** Families for a total of **7** individuals

Out-of-State **15** Families for a total of **63** individuals

Portland **12** families for a total of **36** individuals

TOTAL INTAKES: 31
 families for a total of **108**
 individuals

TOTAL NUMBER OF CLIENTS SERVED (Unduplicated Clients) 51 Families / 191 Individuals

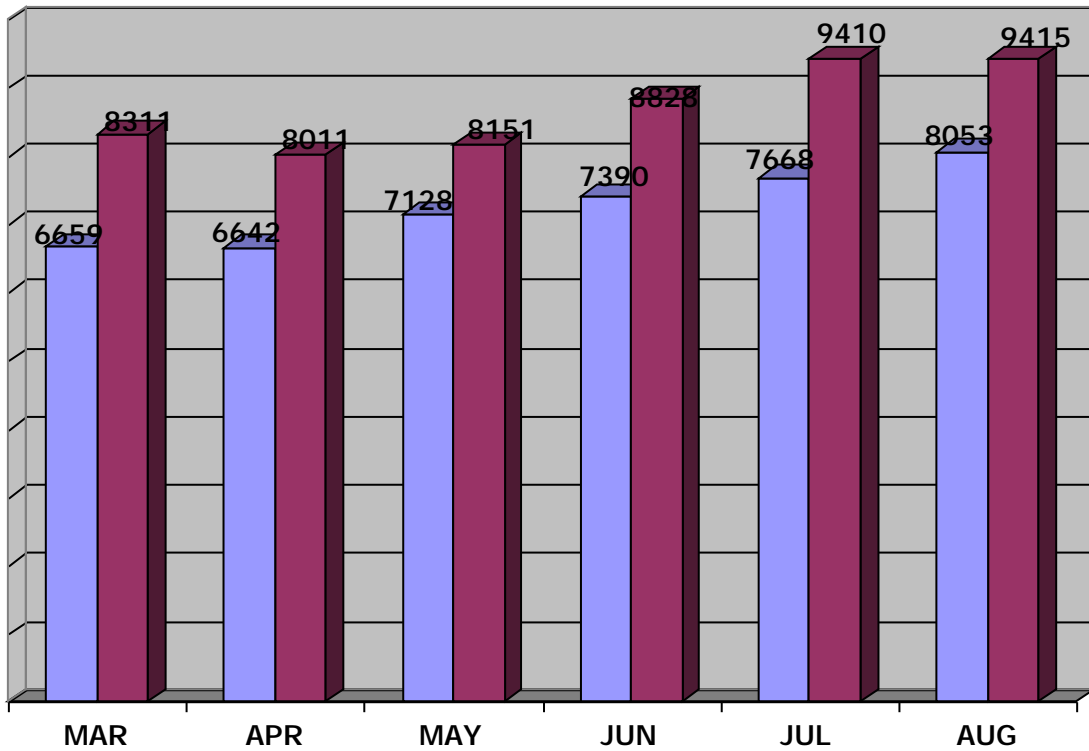
TOTAL NUMBER OF CLIENTS PLACED IN HOUSING 6 Families / 28 Individuals

***EXPERIENCING HOMELESSNESS FOR THE 1ST TIME (*BASED ON SELF-REPORTING) 14 Families / 47 Individuals**

***Refugees experiencing homelessness for the 1st time 10 Families / 37 Individuals**

AUGUST 2012 ADULT SHELTER STATISTICS

■ 2011 ■ 2012



	Mar	Apr	May	June	July	Aug
2011	6659	6642	7128	7390	7668	8053
2012	8311	8011	8151	8828	9410	9415
Percent	125%	21%	14%	19%	23%	17%

MILESTONE FOUNDATION

Substance Abuse Shelter 41 Beds

HEALTH & HUMAN SERVICES DEPARTMENT

SOCIAL SERVICES DIVISION

Oxford Street Shelter 154 Beds

FLORENCE HOUSE

Women's Shelter 25 Beds

COMMUNITY OVERFLOW

Preble Street Resource Center 75 Beds

AUGUST 2012 ADULT SHELTER STATISTICS

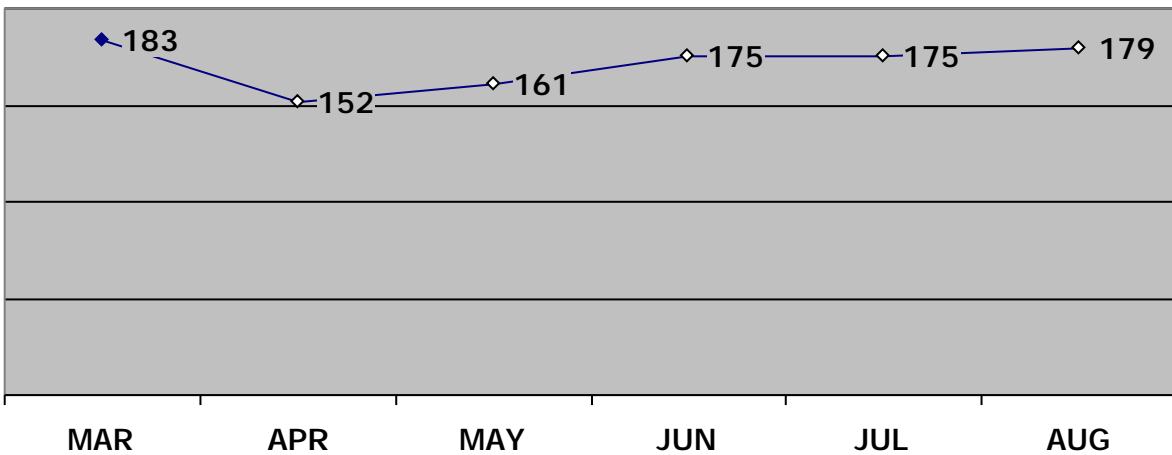
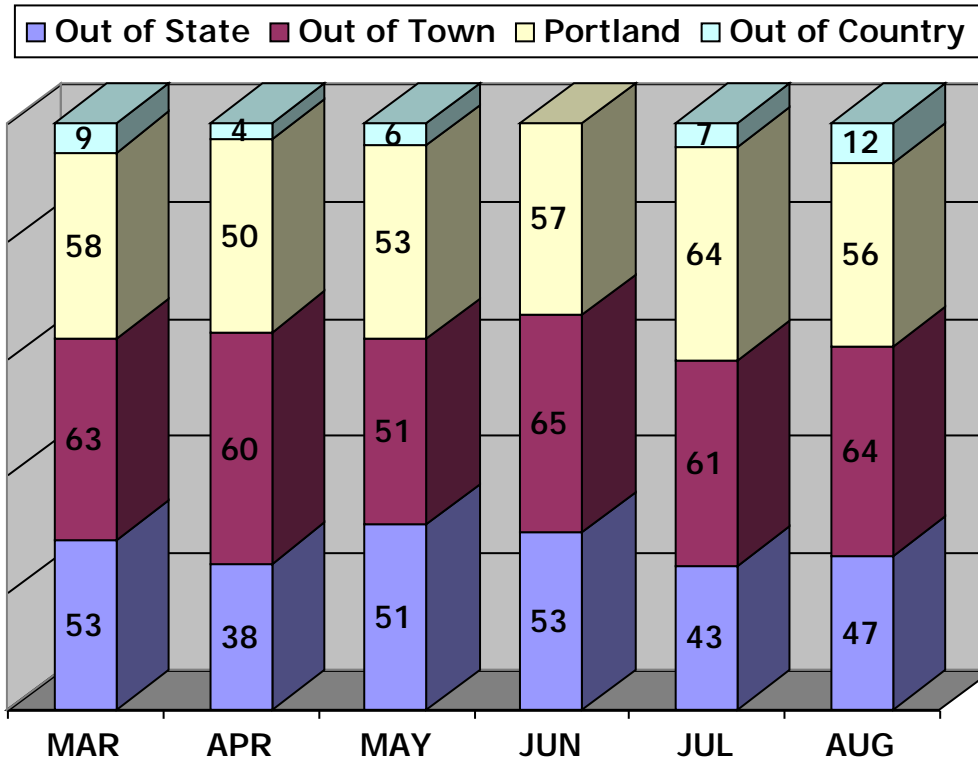
Day of Month	Milestone	Oxford St Men	Oxford St Women	FH Women's Shelter	*Overflow	Beds Used per Night
	41	154	154	25		
1	45	116	40	27	74	302
2	43	112	45	25	75	300
3	39	108	41	26	67	281
4	41	104	38	25	68	276
5	43	113	39	26	75	296
6	42	114	43	27	75	301
7	45	118	42	27	75	307
8	38	117	38	28	75	296
9	47	119	41	28	75	310
10	44	116	44	27	75	306
11	45	111	39	27	73	295
12	43	116	43	26	75	303
13	45	120	47	24	75	311
14	38	119	43	28	75	303
15	39	120	50	28	75	312
16	39	119	45	28	75	306
17	45	114	49	28	73	309
18	42	108	48	28	70	296
19	38	112	47	28	74	299
20	48	116	46	28	75	313
21	46	118	47	28	75	314
22	44	126	47	28	75	320
23	42	122	56	29	75	324
24	35	109	50	29	70	293
25	36	113	48	29	75	301
26	45	127	52	29	75	328
27	45	126	51	30	75	327
28	47	111	46	31	75	310
29	41	116	49	30	74	310
30	38	120	49	28	75	310
31	29	105	37	28	57	256
TOTAL	1297	3585	1400	858	2275	9415
Ave/Night	42	116	45	28	73	304

On January 20th, 2011 women began being served at Oxford Street as a means of overflow for the Women's Shelter. Men's Overflow began on January 20th, 2011 is located at The Preble Street Resource Center.

CITY OF PORTLAND
 Health & Human Services Department
 Social Services Division

Oxford Street Shelter

AUGUST 2012
 Intake Statistics



Intake statistic or new arrival is defined as an individual that has not stayed at the Shelter for a period of three (3) months/90-days or longer.

* January 20th, 2011 women began being served at Oxford Street as a means of overflow for the Women's Shelter and are included in Oxford Street's Intake Statistics.

CITY OF PORTLAND
 Health & Human Services Department
 Social Services Division
Oxford Street Shelter

AUGUST 2012

MAINE TOWN		OUT-OF-STATE		OUT-OF-COUNTRY	
Alfred	1	Arizona	1	Angola	1
Augusta	2	California	3	Burundi	4
Bangor	2	Connecticut	2	Congo	3
Belfast	3	Florida	3	Iran	1
Biddeford	2	Georgia	1	Ivory Coast	2
Brunswick	2	Kansas	1	Rwanda	1
Camden	1	Kentucky	1		
Cape Elizabeth	1	Massachusetts	10		
Casco	3	Michigan	2		
Cumberland	1	New Hampshire	2		
Dayton	1	New Jersey	2		
Fayette	1	New York	6		
Glenburn	1	North Carolina	1		
Gorham	1	Oregon	1		
Greene	1	Pennsylvania	3		
Houlton	2	South Dakota	1		
Lebanon	1	Tennessee	1		
Lewiston	2	Utah	1		
Limington	1	Vermont	1		
Livermore Falls	1	Virginia	2		
Lyman	1	Washington	2		
Mexico	1				
Nobleboro	1				
North Waterboro	1				
Oxford	2				
Saco	4				
Sanford	2				
Skowhegan	1				
South Paris	1				
South Portland	8				
Springvale	1				
Starks	1				
Westbrook	6				
Windham	2				
Winterport	1				
Wiscasset	1			Out-Of-Country	12
Maine Towns	64	Out-of-State	47	Portland	56
				TOTAL INTAKES	179

MEN & WOMEN'S OVERFLOW	MEN	WOMEN	TOTAL
TOTAL NUMBER SERVED (Unduplicated Clients)	460	125	585
INTAKES	133	46	179
TOTAL NUMBER OF CLIENTS PLACED IN HOUSING	37	6*	43
TOTAL NUMBER OF CLIENTS THAT RETURNED	1	1	2
TOTAL NUMBER OF CLIENTS PLACED AT THE YMCA	1	0	1
* INTAKES EXPERIENCING HOMELESSNESS FOR THE 1ST TIME	38	16	54
(*BASED ON SELF-REPORTING)			

*Housing placements may be duplicated between Oxford Street and Florence House for women

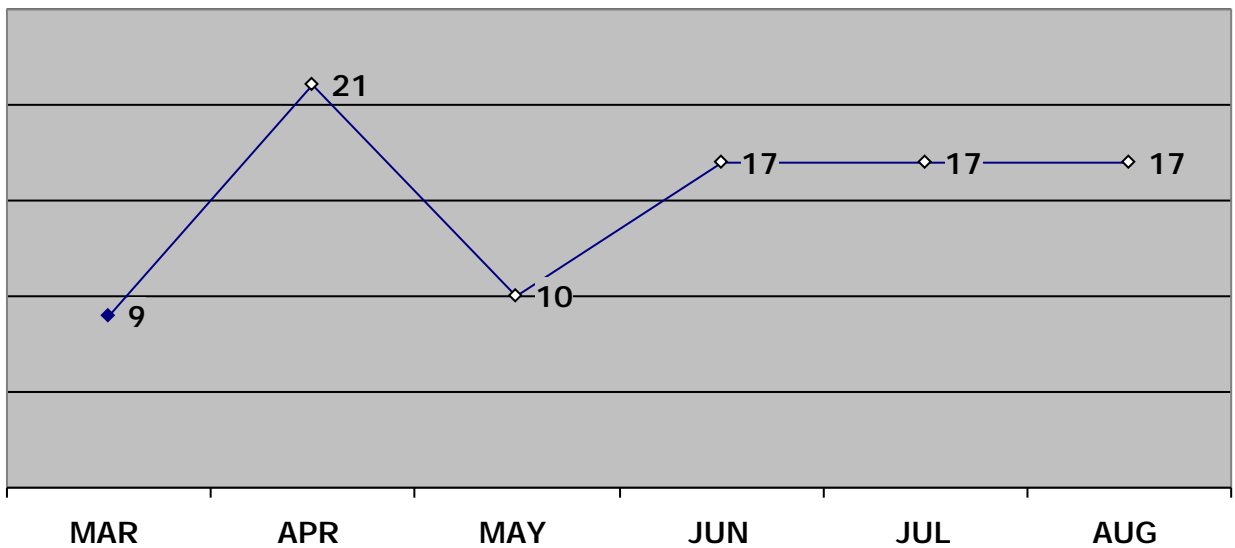
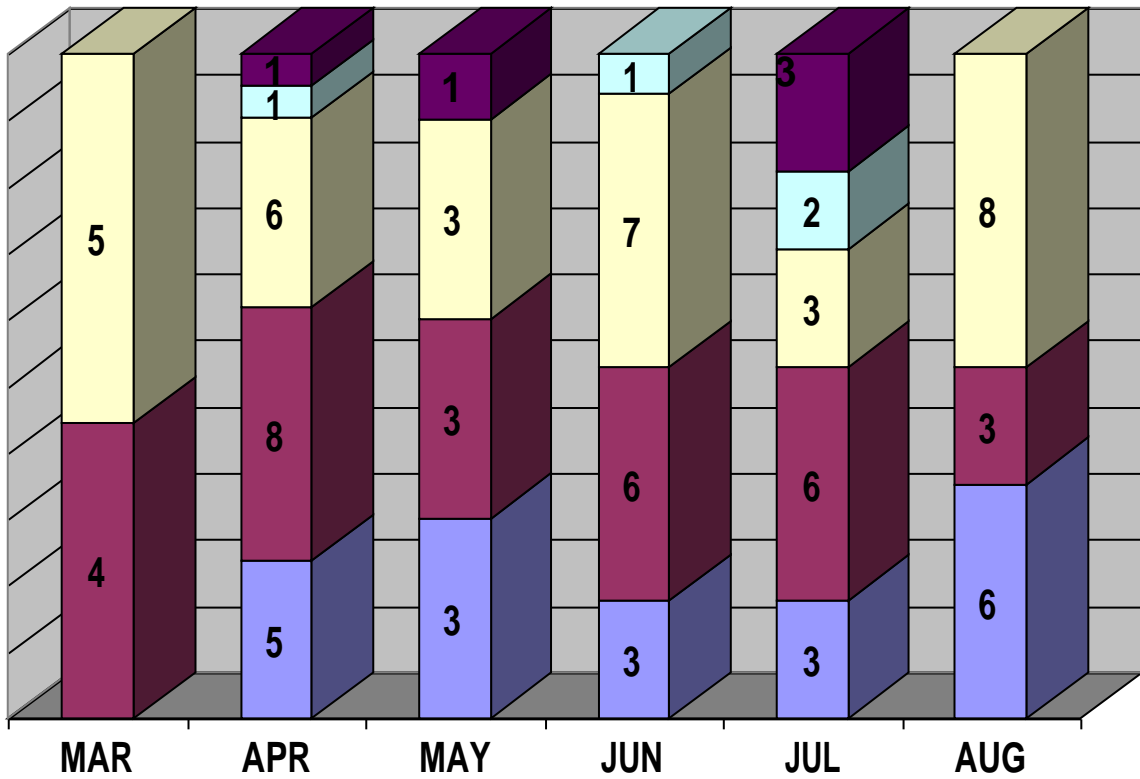
FLORENCE HOUSE

Women's Shelter

AUGUST 2012

Intake Statistics

■ Out of State ■ Out of Town ■ Portland ■ Out of Country ■ Unknown



Women's Shelter
 AUGUST 2012
 Intake Statistics

MAINE TOWNS

Lewiston 1
 South Portland 1
 Westbrook 1

OUT-OF-STATE

Illinois 1
 Kentucky 1
 Massachusetts 1
 New Hampshire 1
 Texas 1
 Wisconsin 1

OUT-OF-COUNTRY

Out-of-Country 0
 Unknown 0

Maine Towns 3

Out-of-State 6

Portland 8

TOTAL INTAKES: 17

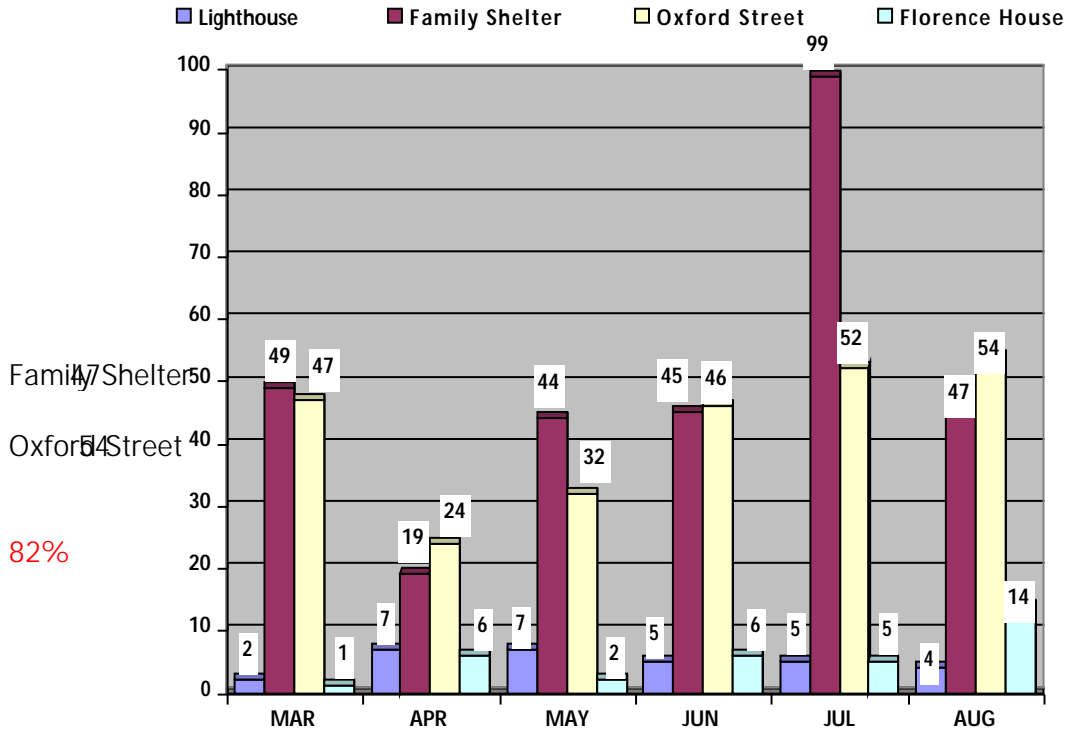
TOTAL NUMBER OF WOMEN SERVED (Unduplicated Clients) 56

TOTAL NUMBER OF WOMEN PLACED IN HOUSING 6*
TOTAL NUMBER OF WOMEN THAT RETURNED 3

***INTAKES EXPERIENCING HOMELESSNESS FOR THE 1ST TIME 14**
 (*BASED ON SELF-REPORTING)

*Housing placements may be duplicated between Oxford Street and Florence House for women

AUGUST 2012 1st TIME HOMELESSNESS STATISTICS (BASED ON SELF-REPORTING)



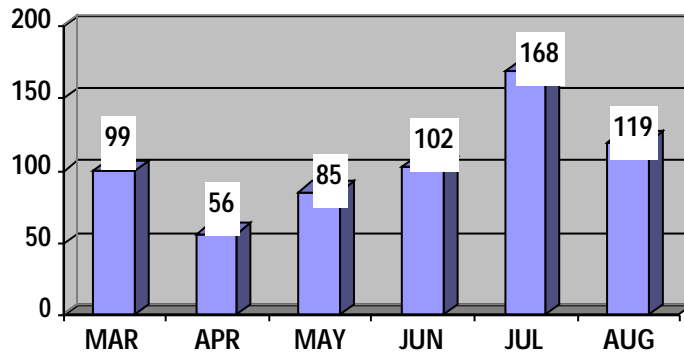
Intakes

Lighthouse 4 33%

Women's Shelter 14

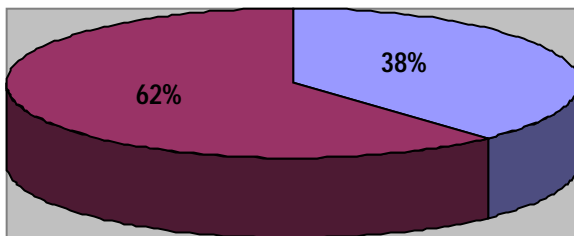
82%

1st Time Homeless all shelters reporting*



AUGUST 2012 - Percentage of Intakes for All Shelters Reporting*

1st Time Homeless Intakes All Other Intakes



Total Intakes: 316
1st Time Homelessness: 119, or 38% of all intakes
All other intakes: 197, or 62% of all intakes

(All other intakes = reported not 1st time homeless, or unknown)

*"Shelters reporting" includes: the Lighthouse Shelter, Family Shelter, Oxford Street Shelter, and the Women's Shelter