

City of Portland
Health & Human Services Department
Social Services Division

PORTLAND HOMELESS SHELTERS

Total Number of Individuals Residing in Shelters per Night:

	July 2011	July 2012
ADOLESCENTS	14 Individuals	15 Individuals
ADULTS	247 Individuals	304 Individuals
FAMILIES	101 Individuals Average 40 Families	125 Individuals Average 50 families
Total	362 Individuals	444 Individuals

31 Days in the Month of July

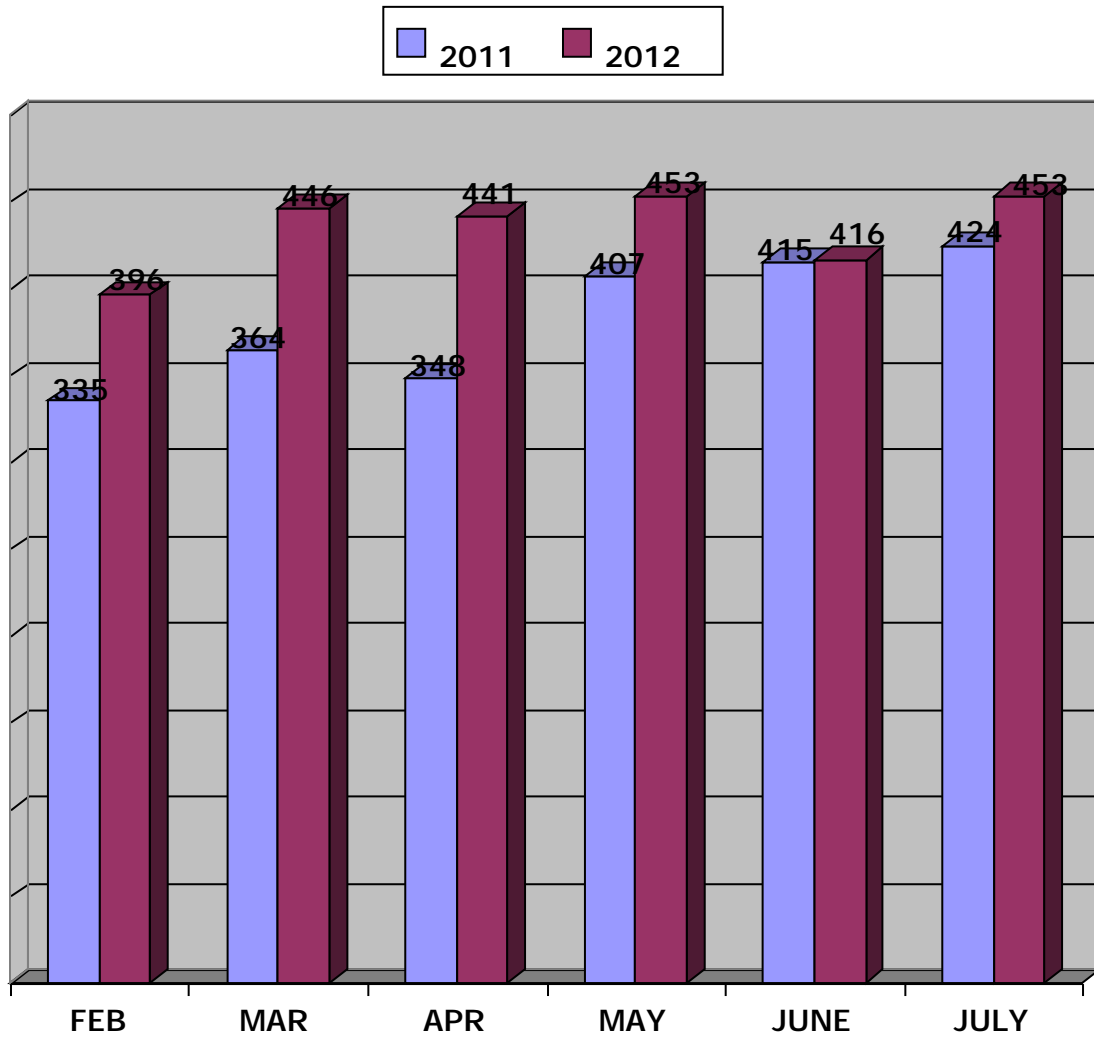
This information is also posted on the City of Portland's website each month.

To view this information, please go to

<http://www.portlandmaine.gov/hhs/ssesac.asp>

Prepared by:
City of Portland
Health & Human Services Department

Social Services Division
 JULY 2012
 ADOLESCENT BEDS USED
 PREBLE STREET LIGHT HOUSE SHELTER



	Feb	Mar	Apr	May	June	July
2011	335	364	348	407	415	424
2012	396	446	441	453	416	453
Percent	18%	23%	27%	11%	0.24%	7%

PREBLE STREET
 Lighthouse Shelter 16 Beds

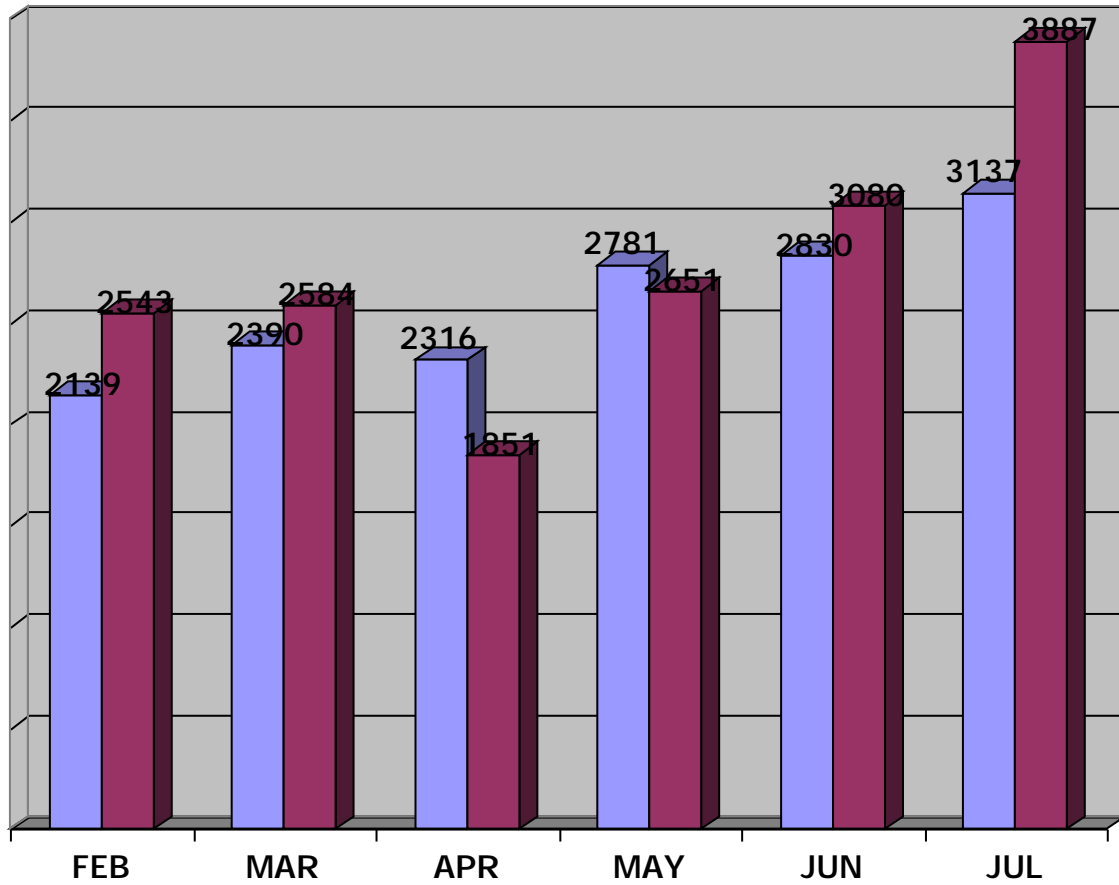
UNDUPLICATED YOUTH: 50
TOTAL NEW INTAKES: 13
***EXPERIENCING HOMELESSNESS FOR THE 1ST TIME** 5
 (*BASED ON SELF-REPORTING)

JULY 2012
 ADOLESCENT SHELTER STATISTICS
 PREBLE STREET LIGHT HOUSE SHELTER

Day of Month	Preble Street	Beds Available
	16	16
1	15	1
2	14	2
3	14	2
4	16	0
5	15	1
6	14	2
7	14	2
8	15	1
9	12	4
10	15	1
11	15	1
12	16	0
13	14	2
14	15	1
15	14	2
16	15	1
17	16	0
18	14	2
19	15	1
20	16	0
21	16	0
22	13	3
23	14	2
24	16	0
25	14	2
26	16	0
27	16	0
28	14	2
29	13	3
30	14	2
31	13	3
Totals	453	43
Ave/Night	15	1

JULY 2012
FAMILY BEDS USED

2011 2012



	Feb	Mar	Apr	May	June	July
2011	2139	2390	2316	2781	2830	3137
2012	2543	2584	1851	2651	3080	3887
Percent	19%	8%	-20%	-5%	9%	24%

HEALTH & HUMAN SERVICES DEPARTMENT
SOCIAL SERVICES DIVISION
Family Shelter 84 Beds
FAMILY CRISIS SHELTER 14 Beds
STEP UP FAMILY RESOURCES 10 Beds
EMERGENCY SHELTER 0 Beds
General Assistance

JULY 2012 FAMILY SHELTER STATISTICS

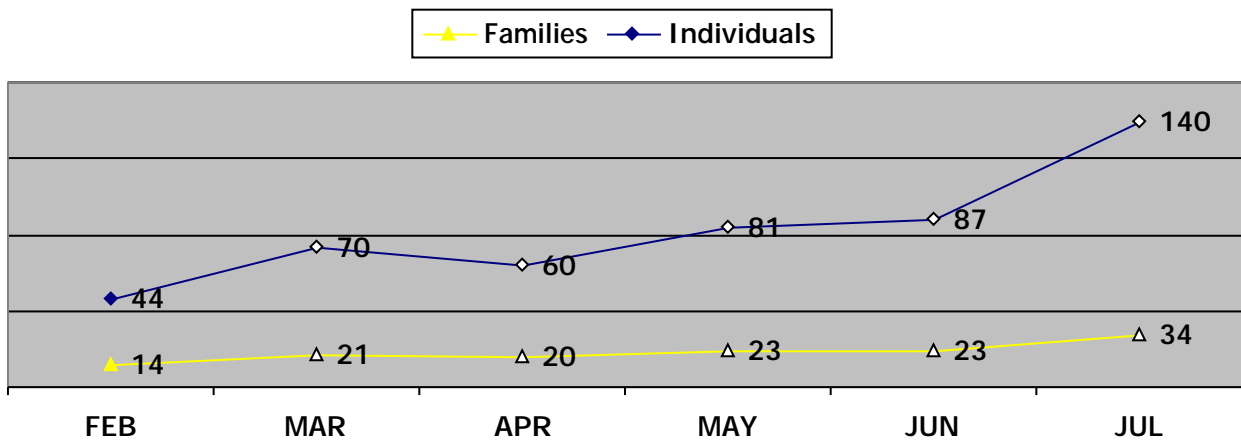
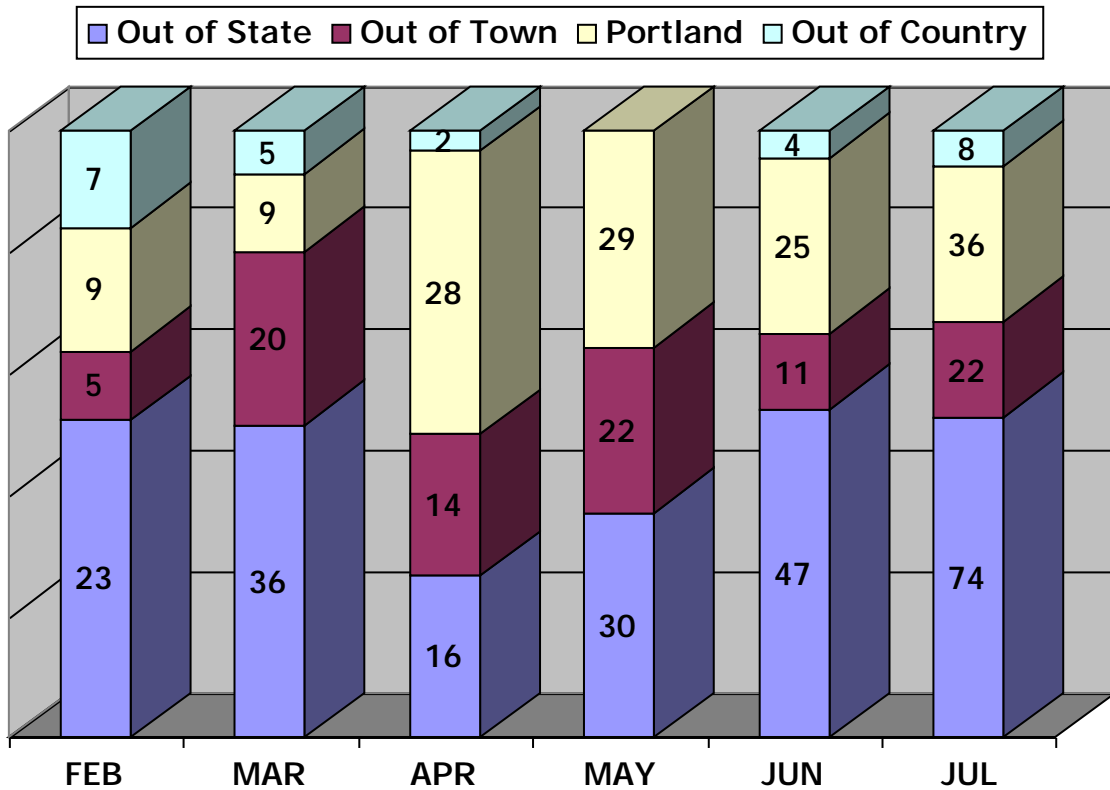
Day of Month	City* (# Families)	City Used	Family Crisis	Step Up	GA Hotels	Beds Used Per Night
	20	84	14	10		
1	23	82	14	12	6	114
2	24	83	14	12	6	115
3	24	87	14	12	0	113
4	24	87	14	12	0	113
5	28	102	14	12	4	132
6	25	95	12	12	0	119
7	23	88	14	12	0	114
8	23	88	14	12	0	114
9	22	84	14	12	7	117
10	21	81	14	12	7	114
11	22	93	14	12	0	119
12	23	93	14	12	7	126
13	23	93	13	12	7	125
14	26	99	13	12	11	135
15	25	97	13	12	11	133
16	26	82	14	12	30	138
17	28	105	14	12	16	147
18	29	91	13	12	30	146
19	30	94	13	12	29	148
20	26	107	13	12	0	132
21	25	102	13	8	0	123
22	25	102	13	8	0	123
23	24	100	12	10	0	122
24	25	94	13	13	8	128
25	25	102	14	13	4	133
26	24	88	14	13	12	127
27	23	91	14	13	0	118
28	24	91	14	13	7	125
29	24	91	14	13	7	125
30	26	95	14	13	9	131
31	21	84	14	13	7	118
Totals	761	2871	421	370	225	3887
Ave/Night	25	93	14	12	11	125

CITY OF PORTLAND
 Health & Human Services Department
 Social Services Division

Family Shelter

JULY 2012
 Intake Statistics

Total Number of Individuals



Intake statistic or new arrival is defined as an individual that has not stayed at the Shelter for a period of three (3) months/90-days or longer.

CITY OF PORTLAND
 Health & Human Services Department
 Social Services Division
Family Shelter
 INDIVIDUALS

JULY 2012

MAINE TOWNS

	Families / Individuals
Biddeford	1 / 2
Old Orchard Beach	1 / 3
Saco	1 / 2
Scarborough	1 / 4
South Portland	1 / 2
Westbrook	2 / 9

OUT-OF-STATE

	Families / Individuals
Arizona	1 / 7
Florida	1 / 3
Georgia	2 / 11
Massachusetts	1 / 3
Michigan	1 / 3
New Hampshire	1 / 7
New York	2 / 13
North Carolina	1 / 7
Texas	4 / 20

OUT-OF-COUNTRY

	Families / Individuals
Angola	2 / 8

Out-of-Country **2** Families for a total of **8** individuals

Maine Towns **7** Families for a total of **22** individuals

Out-of-State **14** Families for a total of **74** individuals

Portland **11** families for a total of **36** individuals

TOTAL INTAKES: 34
 families for a total of **140**
 individuals

TOTAL NUMBER OF CLIENTS SERVED (Unduplicated Clients) 55 Families / 215 Individuals

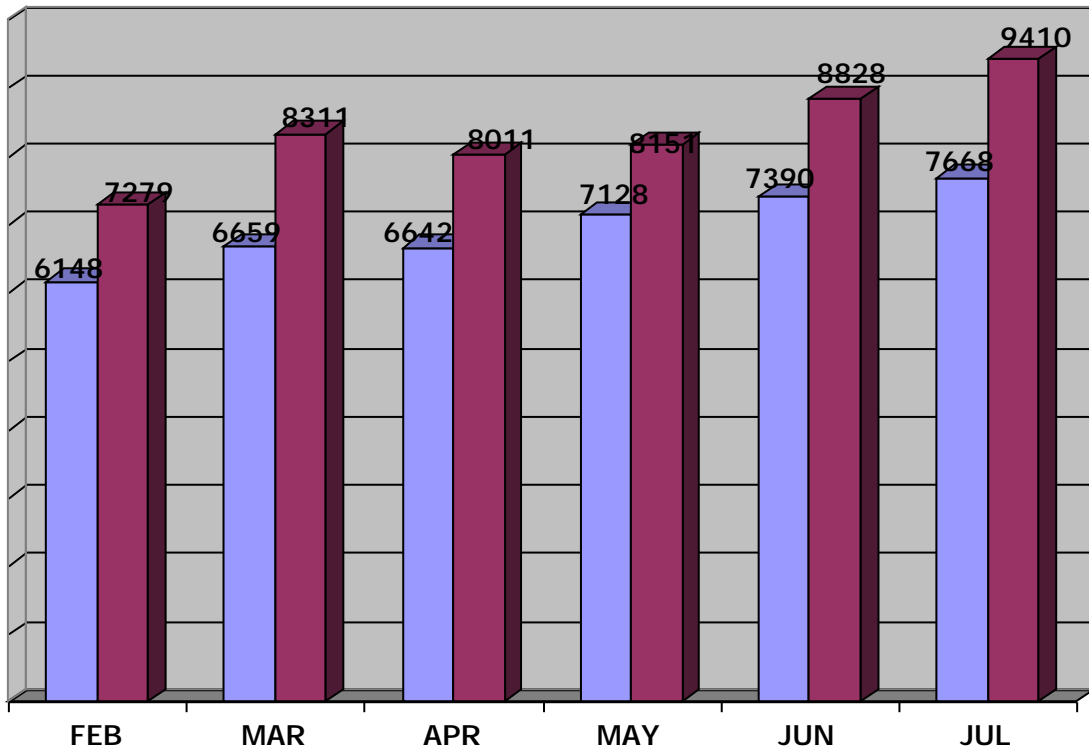
TOTAL NUMBER OF CLIENTS PLACED IN HOUSING 20 Families /82 Individuals

***EXPERIENCING HOMELESSNESS FOR THE 1ST TIME (*BASED ON SELF-REPORTING) 21 Families / 99 Individuals**

***Refugees experiencing homelessness for the 1st time 13 Families / 72 Individuals**

JULY 2012
ADULT SHELTER STATISTICS

2011 2012



	Feb	Mar	Apr	May	June	July
2011	6148	6659	6642	7128	7390	7668
2012	7279	8311	8011	8151	8828	9410
Percent	18%	25%	21%	14%	19%	23%

MILESTONE FOUNDATION

Substance Abuse Shelter 41 Beds

HEALTH & HUMAN SERVICES DEPARTMENT

SOCIAL SERVICES DIVISION

Oxford Street Shelter 154 Beds

FLORENCE HOUSE

Women's Shelter 25 Beds

COMMUNITY OVERFLOW

Preble Street Resource Center 75 Beds

JULY 2012
ADULT SHELTER STATISTICS

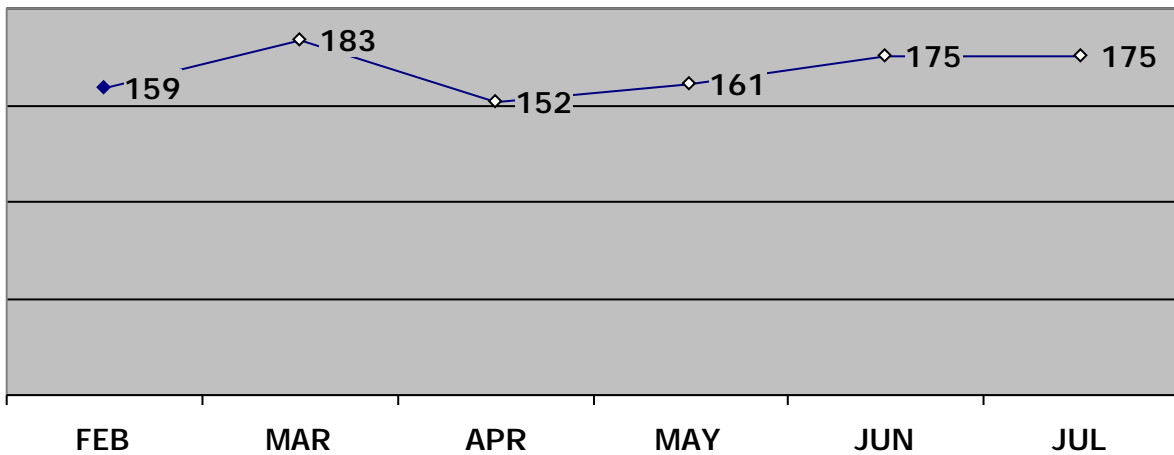
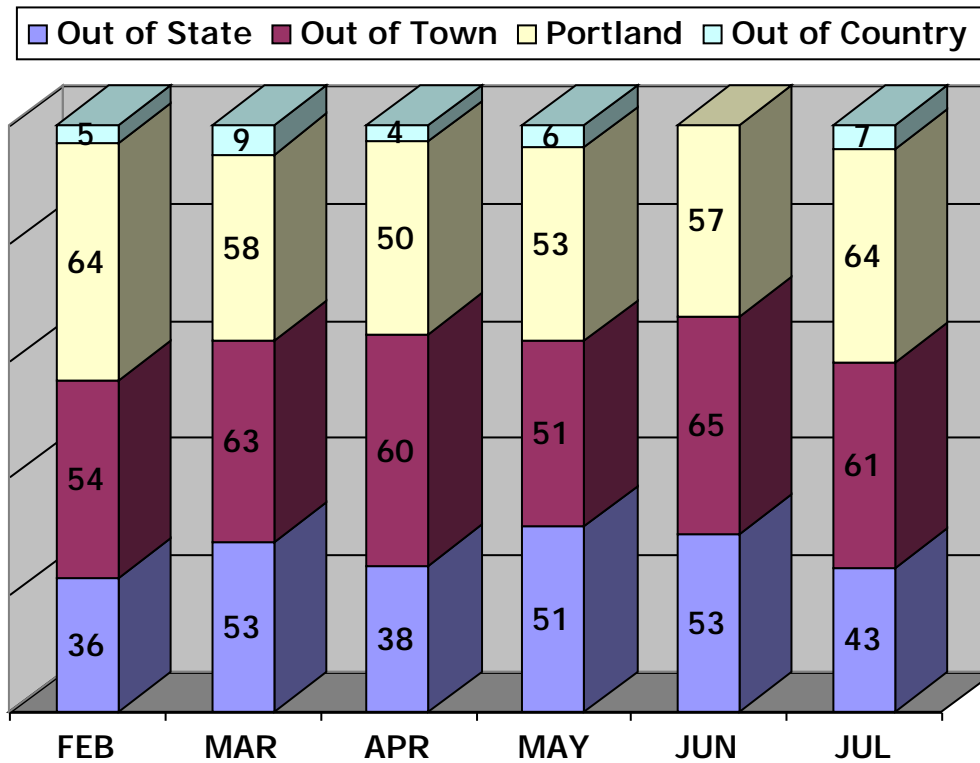
Day of Month	Milestone	Oxford St Men	Oxford St Women	FH Women's Shelter	*Overflow	Beds Used per Night
	41	154	154	25		
1	42	104	45	29	75	295
2	45	121	45	28	75	314
3	45	103	39	28	66	281
4	47	104	42	28	75	296
5	47	113	39	29	72	300
6	43	103	43	29	67	285
7	35	109	46	29	71	290
8	48	107	46	28	74	303
9	43	122	47	27	75	314
10	49	124	48	27	75	323
11	42	116	43	28	75	304
12	43	116	43	27	75	304
13	41	110	37	29	73	290
14	41	116	45	28	75	305
15	45	127	46	28	75	321
16	48	122	41	29	75	315
17	36	128	46	28	75	313
18	45	118	45	27	75	310
19	44	114	50	27	75	310
20	41	109	45	27	75	297
21	40	105	45	27	75	292
22	41	112	44	28	75	300
23	42	127	51	28	75	323
24	45	125	46	28	75	319
25	43	112	41	27	75	298
26	41	112	45	28	75	301
27	41	120	47	28	72	308
28	35	106	47	27	75	290
29	47	106	48	27	75	303
30	43	116	46	27	74	306
31	40	117	41	27	75	300
TOTAL	1328	3544	1382	862	2294	9410
Ave/Night	43	114	45	28	74	304

On January 20th, 2011 women began being served at Oxford Street as a means of overflow for the Women's Shelter. Men's Overflow began on January 20th, 2011 is located at The Preble Street Resource Center.

CITY OF PORTLAND
 Health & Human Services Department
 Social Services Division

Oxford Street Shelter

JULY 2012
 Intake Statistics



Intake statistic or new arrival is defined as an individual that has not stayed at the Shelter for a period of three (3) months/90-days or longer.

* January 20th, 2011 women began being served at Oxford Street as a means of overflow for the Women's Shelter and are included in Oxford Street's Intake Statistics.

CITY OF PORTLAND
 Health & Human Services Department
 Social Services Division
Oxford Street Shelter

JULY 2012

MAINE TOWN		OUT-OF-STATE		OUT-OF-COUNTRY	
Arundel	1	Arizona	1	Burundi	4
Auburn	2	California	2	Canada	1
Augusta	2	Colorado	1	Congo	1
Bangor	4	Connecticut	2	Uganda	1
Biddeford	4	Florida	4		
Boothbay Harbor	1	Georgia	3		
Bristol	1	Illinois	1		
Brunswick	1	Massachusetts	6		
Casco	1	Missouri	1		
Dixfield	1	Nevada	1		
Ellsworth	1	New Hampshire	3		
Falmouth	1	New York	6		
Fryeburg	1	North Carolina	2		
Gray	1	Ohio	1		
Hallowell	1	Pennsylvania	1		
Kennebunk	1	Tennessee	2		
Lebanon	1	Texas	3		
Lewiston	1	Virginia	1		
Lisbon	1	Washington	1		
Madison	1	Wisconsin	1		
Milo	1				
New Gloucester	1				
Old Orchard Beach	3				
Owl's Head	1				
Sabattus	1				
Saco	2				
Sanford	4				
Scarborough	2				
Skowhegan	2				
South Portland	2				
Standish	2				
Thorndike	1				
Topsham	1				
Wells	2				
West Newfield	1				
Westbrook	7			Out-Of-Country	7
				Portland	64
Maine Towns	61	Out-of-State	43	TOTAL INTAKES	175

<u>MEN & WOMEN'S OVERFLOW</u>	MEN	WOMEN	TOTAL
TOTAL NUMBER SERVED (Unduplicated Clients)	461	109	570
INTAKES	144	31	175
TOTAL NUMBER OF CLIENTS PLACED IN HOUSING	26	7*	33
TOTAL NUMBER OF CLIENTS THAT RETURNED	1	0	0
TOTAL NUMBER OF CLIENTS PLACED AT THE YMCA	1	0	1
* INTAKES EXPERIENCING HOMELESSNESS FOR THE 1ST TIME	46	6	52
(*BASED ON SELF-REPORTING)			

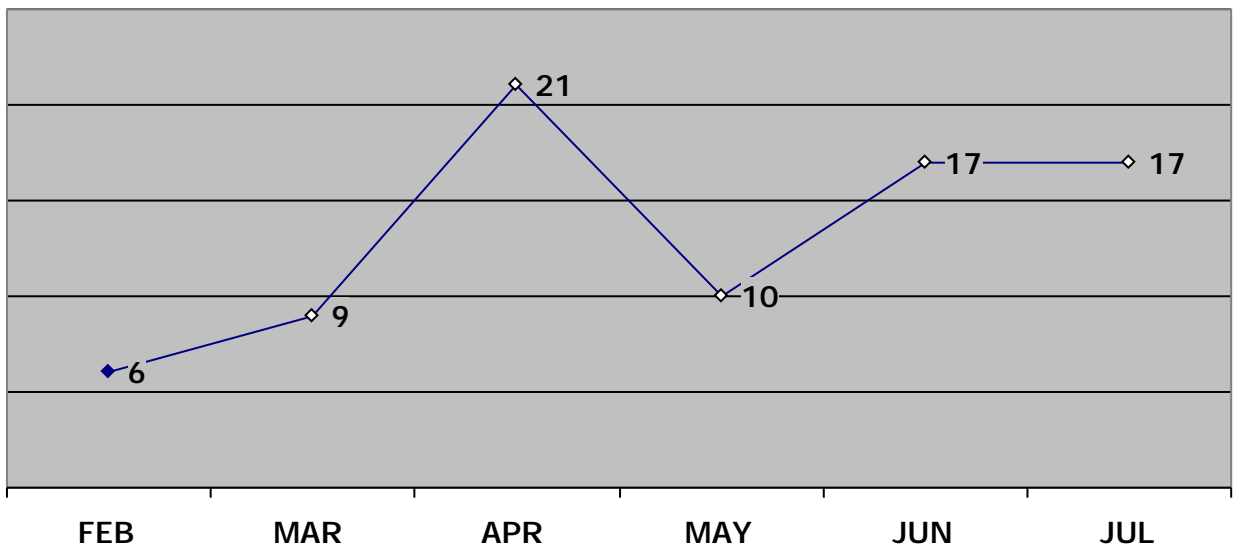
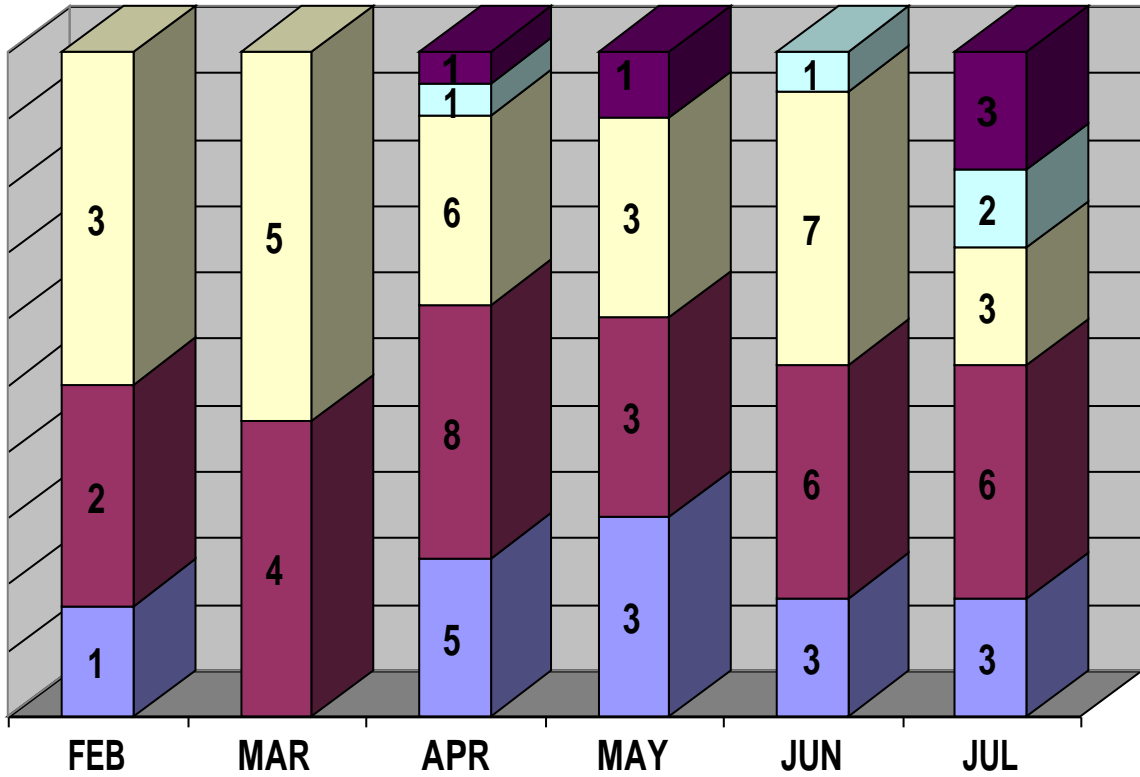
*Housing placements may be duplicated between Oxford Street and Florence House for women

FLORENCE HOUSE

Women's Shelter

JULY 2012
Intake Statistics

■ Out of State ■ Out of Town □ Portland □ Out of Country ■ Unknown



Women's Shelter

JULY 2012
Intake Statistics

MAINE TOWNS

Biddeford 4
Manchester 1
Monson 1

OUT-OF-STATE

Connecticut 1
Massachusetts 1
Texas 1

OUT-OF-COUNTRY

France 1
Haiti 1

Out-of-Country 2

Unknown 3

Maine Towns 6

Out-of-State 3

Portland 3

TOTAL INTAKES: 17

TOTAL NUMBER OF WOMEN SERVED (Unduplicated Clients) 55

TOTAL NUMBER OF WOMEN PLACED IN HOUSING 2*

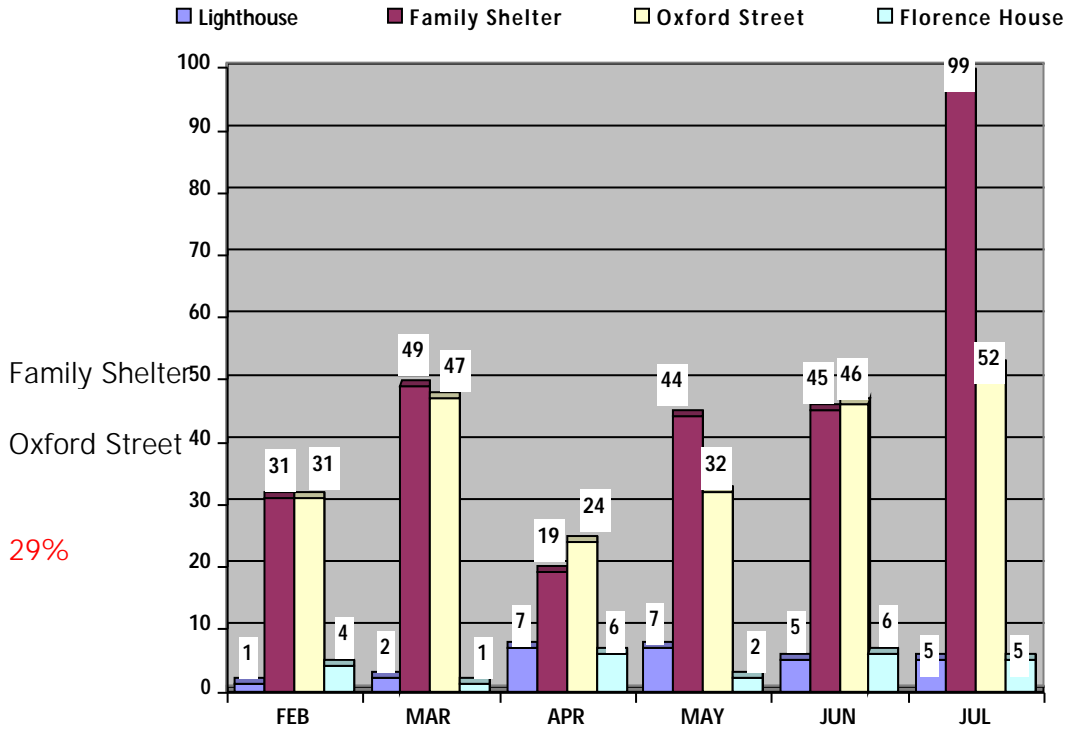
TOTAL NUMBER OF WOMEN THAT RETURNED 0

***INTAKES EXPERIENCING HOMELESSNESS FOR THE 1ST TIME 5**
(*BASED ON SELF-REPORTING)

*Housing placements may be duplicated between Oxford Street and Florence House for women

JULY 2012

1st TIME HOMELESSNESS STATISTICS (BASED ON SELF-REPORTING)



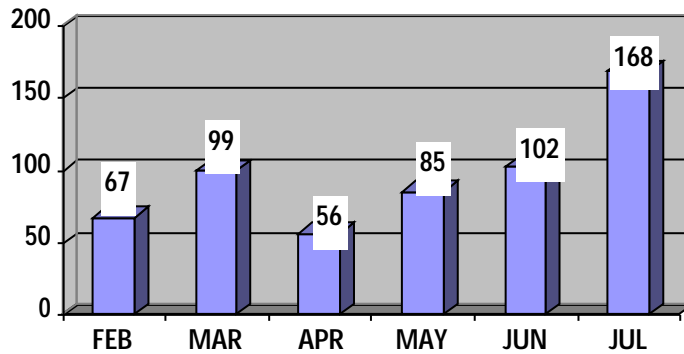
Intakes

Lighthouse 5 38%

Women's Shelter 5

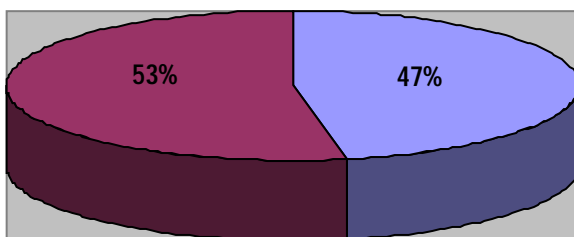
29%

1st Time Homeless all shelters reporting*



July 2012 - Percentage of Intakes for All Shelters Reporting*

1st Time Homeless Intakes All Other Intakes



Total Intakes: 345
1st Time Homelessness: 161, or 47% of all intakes
All other intakes: 184, or 53% of all intakes

(All other intakes = reported not 1st time homeless, or unknown)

*"Shelters reporting" includes: the Lighthouse Shelter, Family Shelter, Oxford Street Shelter, and the Women's Shelter