

City of Portland
Health & Human Services Department
Social Services Division

PORTLAND HOMELESS SHELTERS

Total Number of Individuals Residing in Shelters per Night:

	February 2012	February 2013
ADOLESCENTS	14 Individuals	20 Individuals
ADULTS	251 Individuals	323 Individuals
FAMILIES	88 Individuals Average 36 Families	121 Individuals Average 50 families
Total	353 Individuals	464 Individuals

28 Days in the Month of February

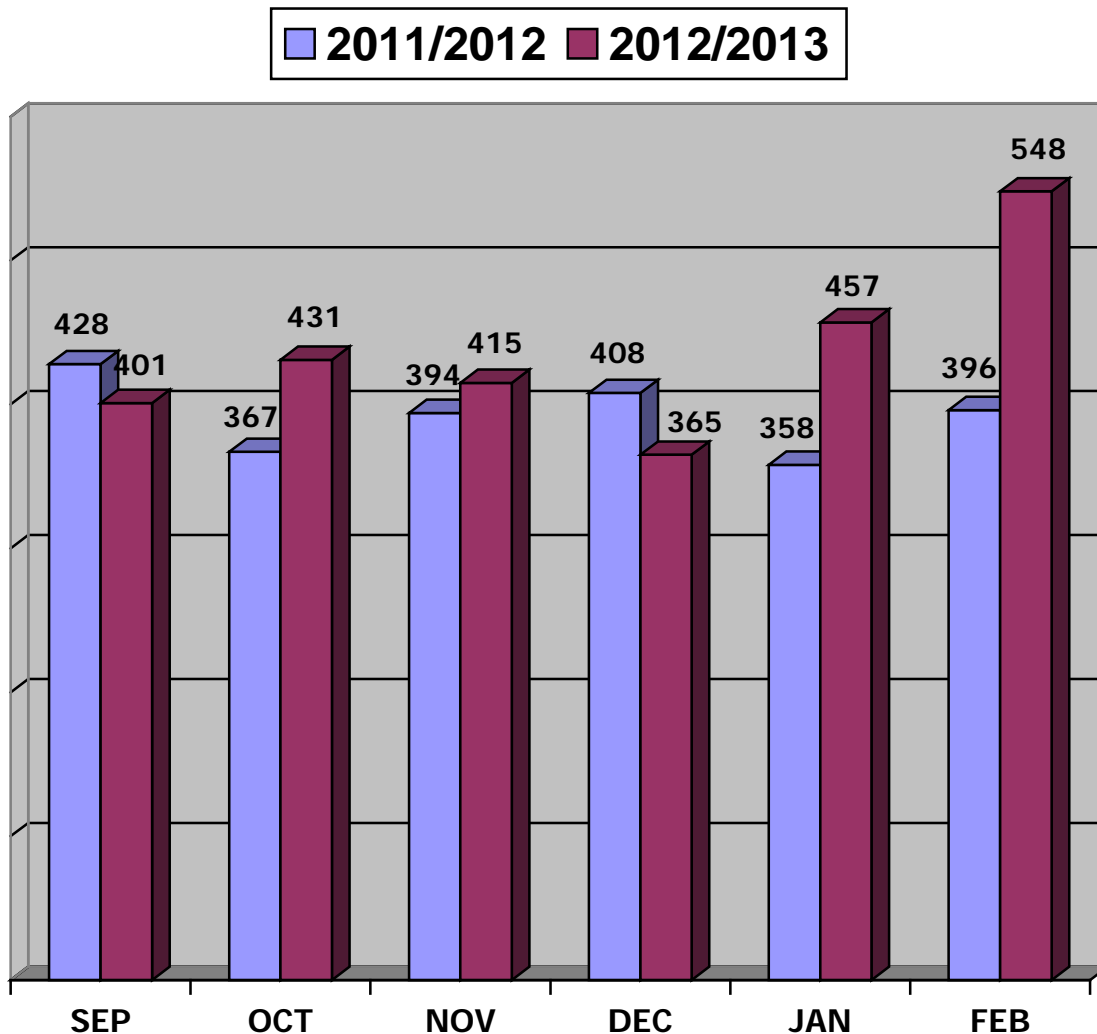
This information is also posted on the City of Portland's website each month.

To view this information, please go to

<http://www.portlandmaine.gov/hhs/ssesac.asp>

Prepared by:
City of Portland
Health & Human Services Department
Social Services Division

FEBRUARY 2013
 ADOLESCENT BEDS USED
 PREBLE STREET JOE KREISLER TEEN SHELTER*



	Sep	Oct	Nov	Dec	Jan	Feb
'11/'12	428	367	394	408	358	396
'12/'13	401	431	415	365	457	548
Percent	-6%	17%	5%	-11%	28%	38%

PREBLE STREET
 Joe Kreisler Teen Shelter* 24 Beds
 (Opened 1/6/2013)

UNDUPLICATED YOUTH: 40
TOTAL NEW INTAKES: 14
***EXPERIENCING HOMELESSNESS FOR THE 1ST TIME** 5
 (*BASED ON SELF-REPORTING)
 TOTAL YOUTH TURNED AWAY DUE TO REACHING CAPACITY 14

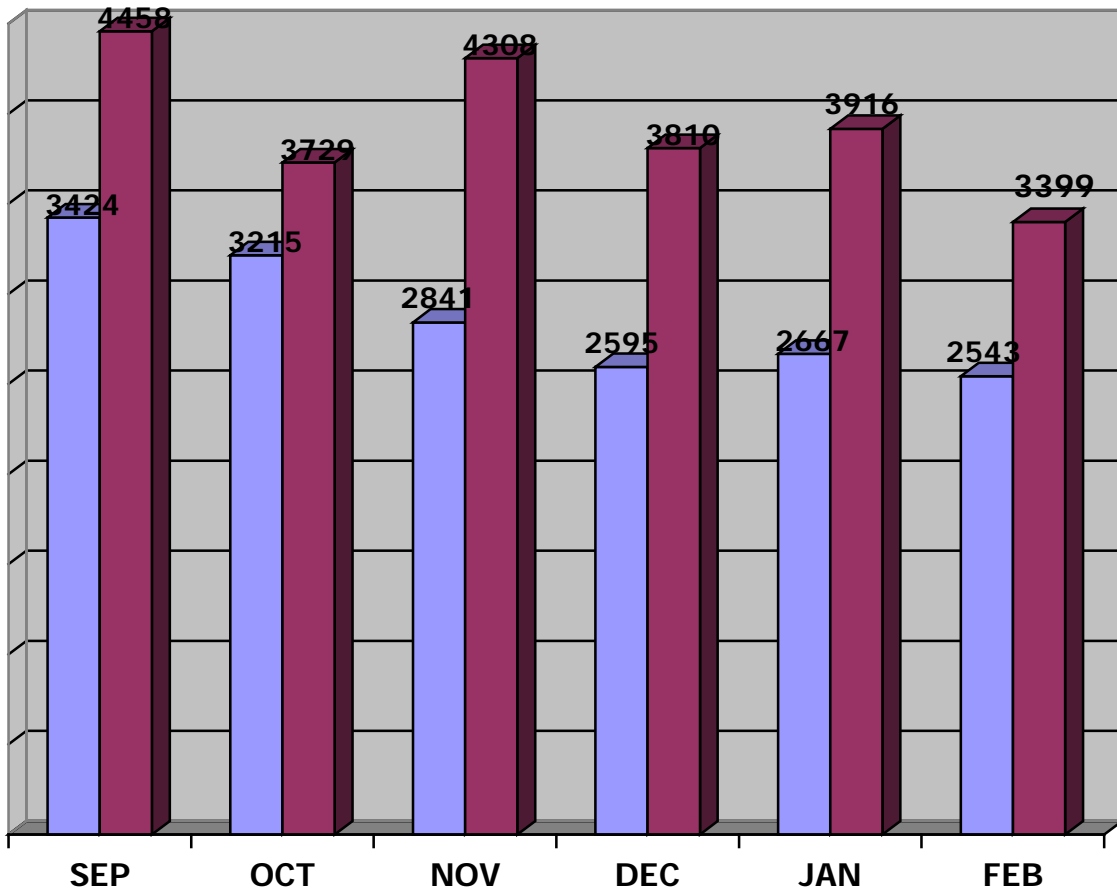
FEBRUARY 2013
 ADOLESCENT SHELTER STATISTICS
 PREBLE STREET LIGHT HOUSE SHELTER

Day of Month	Preble Street	Beds Available
	24*	24*
1	19	5
2	17	7
3	18	6
4	20	4
5	22	2
6	22	2
7	22	2
8	22	2
9	19	5
10	20	4
11	20	4
12	22	2
13	20	4
14	21	3
15	12	12
16	16	8
17	15	9
18	17	7
19	20	4
20	20	4
21	22	2
22	19	5
23	14	10
24	19	5
25	24	0
26	22	2
27	23	1
28	21	3
Totals	548	124
Ave/Night	20	4

*The Lighthouse Shelter closed & The Joe Kreisler Teen Shelter opened on 1/6/2013

FEBRUARY 2013
FAMILY BEDS USED

2011/2012 2012/2013



	Sep	Oct	Nov	Dec	Jan	Feb
'11/'12	3424	3215	2841	2595	2667	2543
'12/'13	4458	3729	4308	3810	3916	3399
Percent	30%	16%	52%	47%	47%	34%

HEALTH & HUMAN SERVICES DEPARTMENT
SOCIAL SERVICES DIVISION

Family Shelter 94 Beds

FAMILY CRISIS SHELTER 16 Beds

STEP UP FAMILY RESOURCES 12 Beds

EMERGENCY SHELTER 0 Beds
General Assistance

FEBRUARY 2013 FAMILY SHELTER STATISTICS

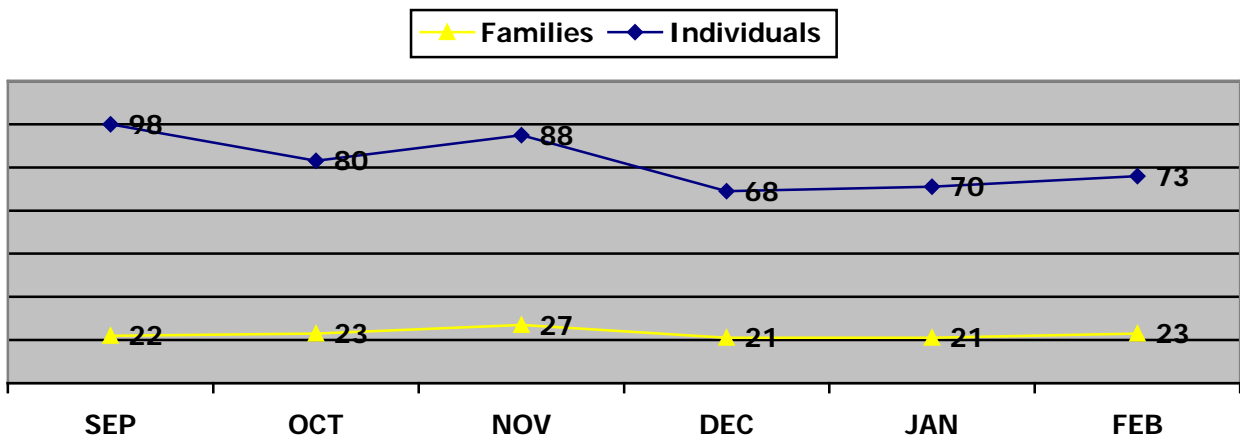
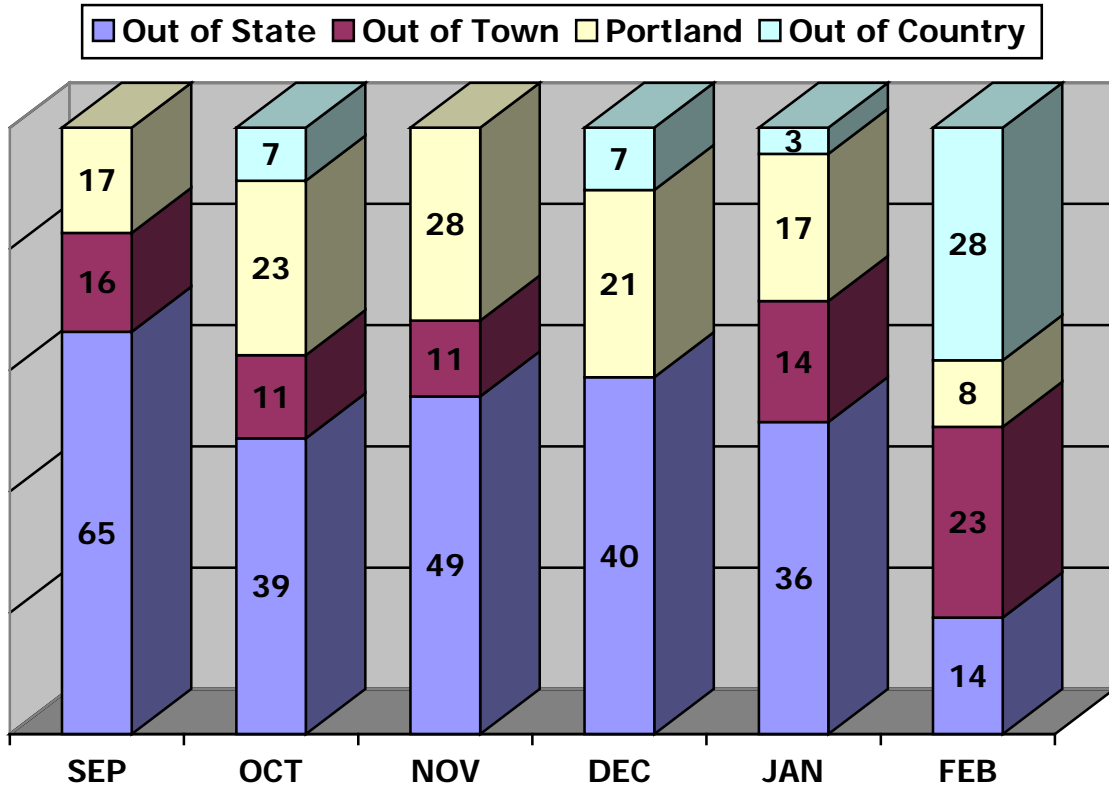
Day of Month	City* (# Families)	City Used	Family Crisis	Step Up	GA Hotels	Beds Used Per Night
	24	94	16	12		
1	28	97	12	12	0	121
2	28	97	10	12	0	119
3	26	87	10	12	0	109
4	26	86	10	12	0	108
5	27	90	10	12	0	112
6	27	91	10	12	0	113
7	27	91	11	12	0	114
8	27	91	11	12	0	114
9	27	91	11	12	0	114
10	27	94	11	12	0	117
11	30	100	11	12	4	127
12	28	98	12	12	0	122
13	29	100	15	12	0	127
14	29	100	16	12	0	128
15	29	100	16	12	0	128
16	29	95	16	12	5	128
17	30	98	15	12	5	130
18	29	97	15	12	0	124
19	31	97	14	12	6	129
20	29	92	16	12	2	122
21	29	93	16	12	0	121
22	30	95	16	12	0	123
23	31	97	16	12	0	125
24	31	97	16	12	0	125
25	31	97	14	12	0	123
26	31	97	16	12	0	125
27	31	98	12	12	0	122
28	33	100	12	12	5	129
Totals	810	2666	370	336	27	3399
Ave/Night	29	95	13	12	5	121

CITY OF PORTLAND
 Health & Human Services Department
 Social Services Division

Family Shelter

FEBRUARY 2013
 Intake Statistics

Total Number of Individuals



Intake statistic or new arrival is defined as an individual that has not stayed at the Shelter for a period of three (3) months/90-days or longer.

CITY OF PORTLAND
Health & Human Services Department
Social Services Division
Family Shelter
INDIVIDUALS

FEBRUARY 2013

MAINE TOWNS

	Families / Individuals
Buxton	1 / 4
Hiram	1 / 2
Lebanon	1 / 4
Limington	1 / 3
Old Orchard Beach	2 / 6
South Portland	1 / 4

OUT-OF-STATE

	Families / Individuals
Georgia	2 / 8
Massachusetts	1 / 2
New Jersey	1 / 4

OUT-OF-COUNTRY

	Families / Individuals
Angola	5 / 20
Congo	3 / 6
Rwanda	1 / 2

*1 Family paid for by South Portland

Out-of-Country **9** Families for
a total of **28** individuals

Maine Towns **7** Families for a
total of **23** individuals

Out-of-State **4** Families for a
total of **14** individuals

Portland **3** families for a total
of **8** individuals

TOTAL INTAKES: 23
families for a total of 73
individuals

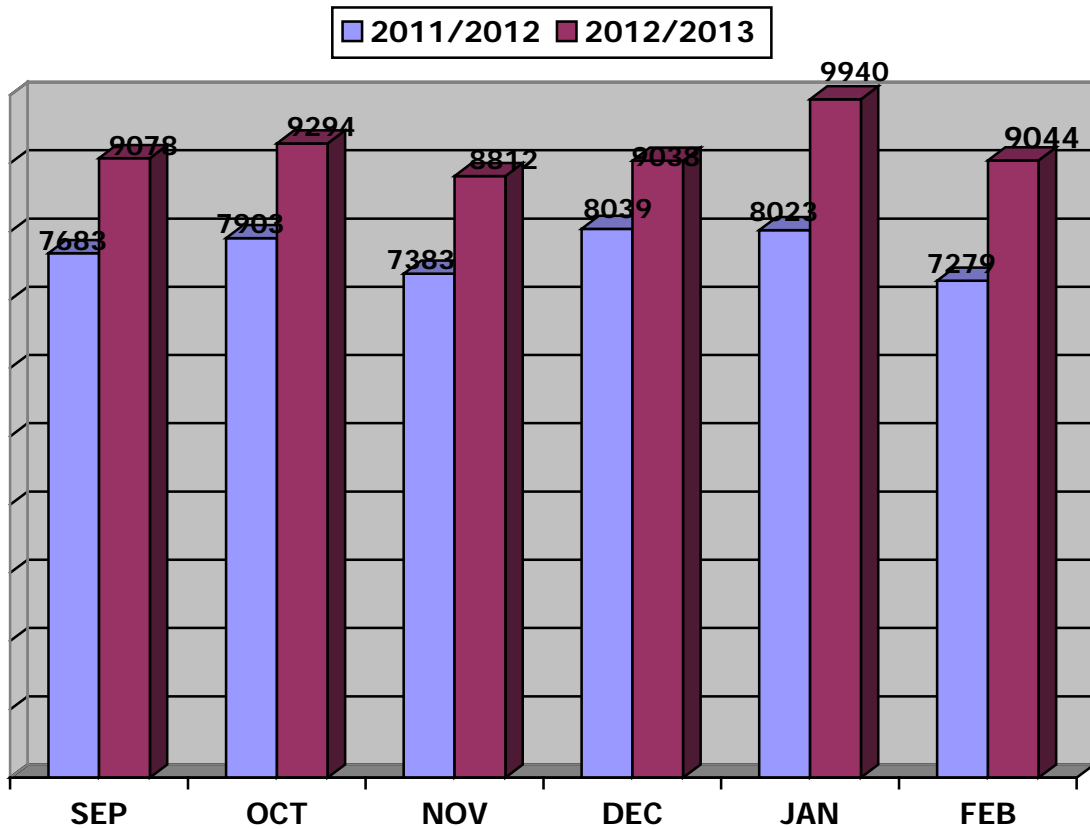
TOTAL NUMBER OF CLIENTS SERVED (Unduplicated Clients) 52 Families / 172 Individuals

TOTAL NUMBER OF CLIENTS PLACED IN HOUSING 11 Families / 38 Individuals

***EXPERIENCING HOMELESSNESS FOR THE 1ST TIME 15 Families / 58 Individuals**
(*BASED ON SELF-REPORTING)

***Refugees experiencing homelessness for the 1st time 11 Families / 37 Individuals**

FEBRUARY 2013
ADULT SHELTER
STATISTICS



	SEP	OCT	NOV	DEC	JAN	FEB
	Sep	Oct	Nov	Dec	Jan	Feb
'11/'12	7683	7903	7383	8039	8023	7279
'12/'13	9078	9294	8812	9038	9940	9044
Percent	18%	18%	19%	12%	24%	24%

MILESTONE FOUNDATION

Substance Abuse Shelter 41 Beds

HEALTH & HUMAN SERVICES DEPARTMENT

SOCIAL SERVICES DIVISION

Oxford Street Shelter 154 Beds

FLORENCE HOUSE

Women's Shelter 25 Beds

COMMUNITY OVERFLOW

Preble Street Resource Center 75 Beds

FEBRUARY 2013 ADULT SHELTER STATISTICS

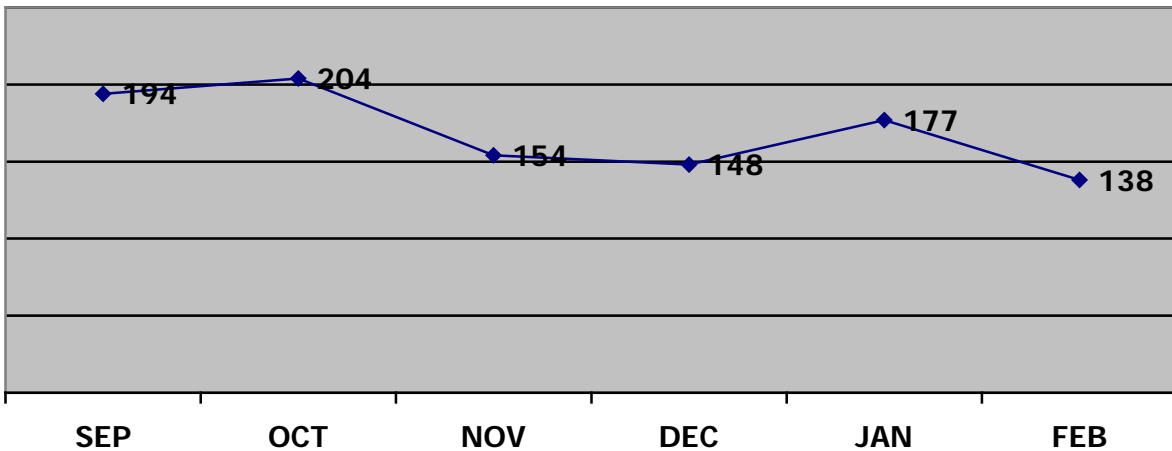
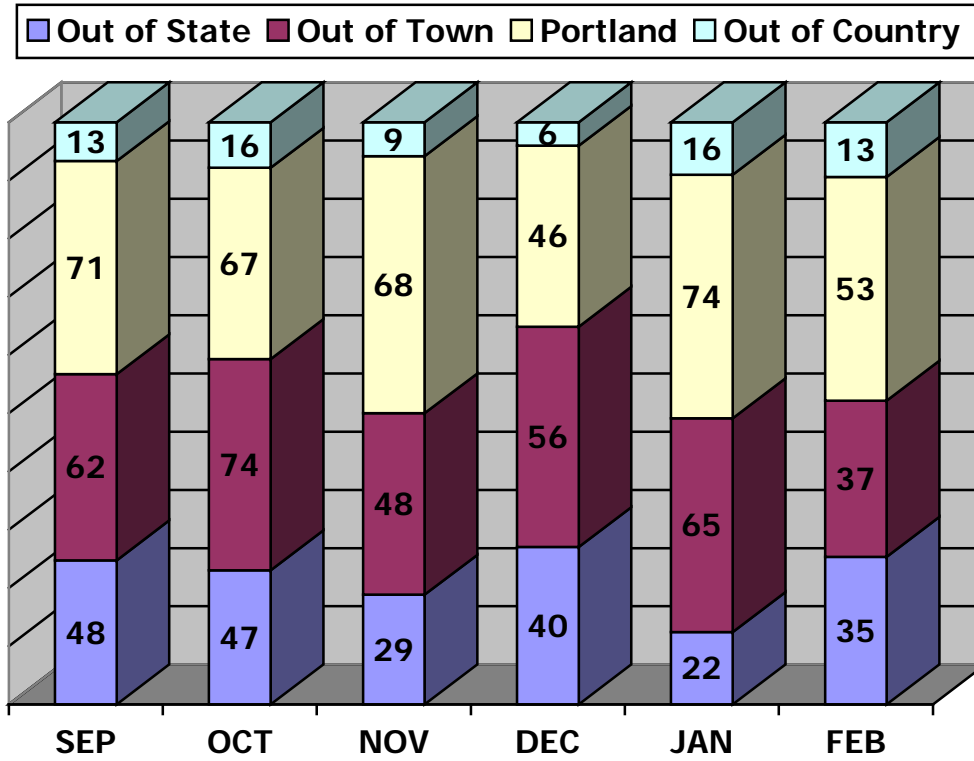
Day of Month	Milestone	Oxford St Men	Oxford St Women	FH Women's Shelter	*Overflow	Beds Used per Night
	41	154	154	25		
1	44	98	27	30	68	267
2	40	101	28	31	61	261
3	41	107	34	29	66	277
4	46	114	39	29	75	303
5	43	129	45	29	75	321
6	44	128	47	29	75	323
7	45	134	46	29	75	329
8	39	128	45	29	75	316
9	36	125	47	29	75	312
10	39	133	44	29	75	320
11	41	149	42	29	75	336
12	43	143	48	29	75	338
13	43	151	48	29	75	346
14	44	149	55	29	75	352
15	45	127	46	29	75	322
16	41	132	43	29	75	320
17	42	135	49	29	75	330
18	46	142	47	28	75	338
19	42	143	53	29	75	342
20	42	150	43	30	75	340
21	39	146	46	29	75	335
22	44	127	45	29	75	320
23	37	129	51	29	75	321
24	38	120	45	29	75	307
25	45	138	51	29	75	338
26	42	155	53	29	75	354
27	43	139	53	29	75	339
28	42	139	52	29	75	337
TOTAL	1176	3711	1272	815	2070	9044
Ave/Night	42	133	45	29	74	323

On January 20th, 2011 women began being served at Oxford Street as a means of overflow for the Women's Shelter. Men's Overflow began on January 20th, 2011 is located at The Preble Street Resource Center.

CITY OF PORTLAND
 Health & Human Services Department
 Social Services Division

Oxford Street Shelter

FEBRUARY 2013
 Intake Statistics



Intake statistic or new arrival is defined as an individual that has not stayed at the Shelter for a period of three (3) months/90-days or longer.

* January 20th, 2011 women began being served at Oxford Street as a means of overflow for the Women's Shelter and are included in Oxford Street's Intake Statistics.

CITY OF PORTLAND
 Health & Human Services Department
 Social Services Division
Oxford Street Shelter

FEBRUARY 2013

MAINE TOWN		OUT-OF-STATE		OUT-OF-COUNTRY	
Auburn	1	Arizona	2	Angola	6
Augusta	1	Colorado	2	Burundi	2
Bangor	1	Connecticut	1	Congo	4
Bath	1	Iowa	1	Rwanda	1
Biddeford	2	Louisiana	2		
Bowdoinham	1	Massachusetts	13		
Bridgton	1	Nevada	1		
Brunswick	1	New Hampshire	2		
Casco	1	New York	4		
East Sebago	1	Rhode Island	1		
Fryeburg	1	Texas	1		
Gorham	1	Utah	1		
Lewiston	2	Washington	3		
New Gloucester	1				
Old Orchard Beach	1				
Raymond	2				
Rockland	2				
Saco	1				
Sanford	1				
South Portland	1				
Springvale	1				
Standish	1				
Sydney	1				
Warren	2				
Waterboro	1				
West Falmouth	1				
Westbrook	3				
Windham	3				
York	1				
				Out-Of-Country	13
Maine Towns	37	Out-of-State	35	Portland	53
				TOTAL INTAKES	138

<u>MEN & WOMEN'S OVERFLOW</u>	MEN	WOMEN	TOTAL
TOTAL NUMBER SERVED (Unduplicated Clients)	453	106	559
INTAKES	113	25	138
TOTAL NUMBER OF CLIENTS PLACED IN HOUSING	38	8*	46
TOTAL NUMBER OF CLIENTS THAT RETURNED	4	0	4
TOTAL NUMBER OF CLIENTS PLACED AT THE YMCA	1	0	1
* INTAKES EXPERIENCING HOMELESSNESS FOR THE 1ST TIME	31	11	42
(*BASED ON SELF-REPORTING)			

*Housing placements may be duplicated between Oxford Street and Florence House for women

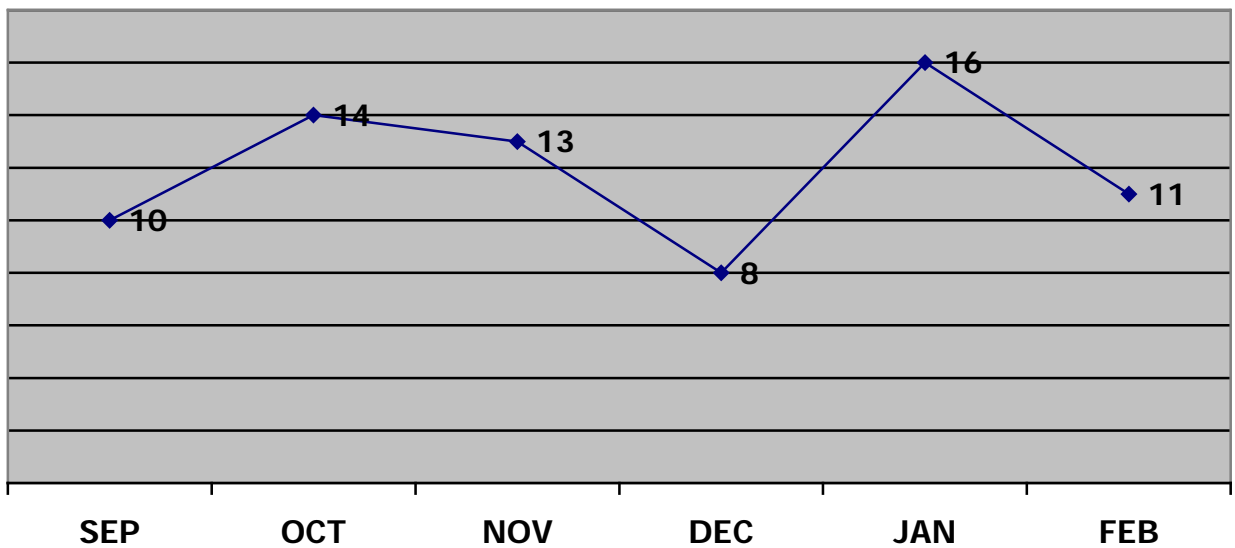
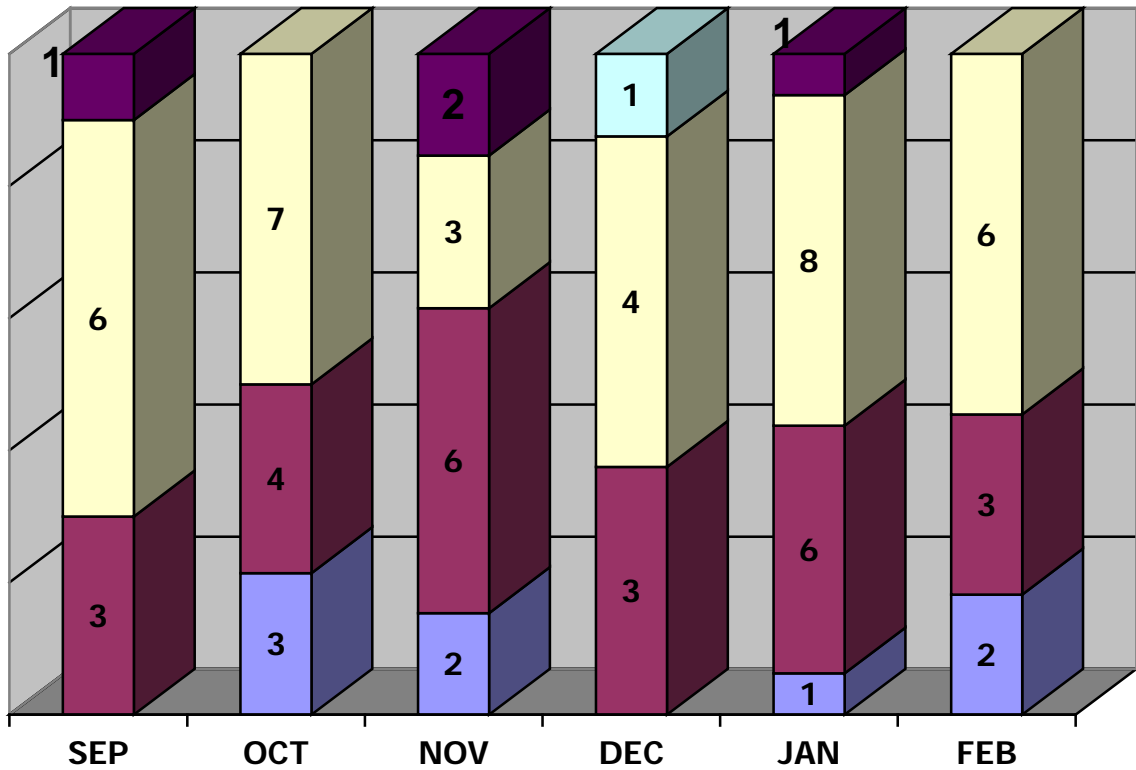
FLORENCE HOUSE

Women's Shelter

FEBRUARY 2013

Intake Statistics

■ Out of State ■ Out of Town ■ Portland ■ Out of Country ■ Unknown



FLORENCE HOUSE

Women's Shelter

FEBRUARY 2013

Intake Statistics

MAINE TOWNS

Buxton 1
Caribou 1
Gorham 1

OUT-OF-STATE

Florida 1
Massachusetts 1

OUT-OF-COUNTRY

Out-of-Country 0

Unknown 0

Maine Towns 3

Out-of-State 2

Portland 6

TOTAL INTAKES: 11

TOTAL NUMBER OF WOMEN SERVED (Unduplicated Clients) 48

TOTAL NUMBER OF WOMEN PLACED IN HOUSING 4*

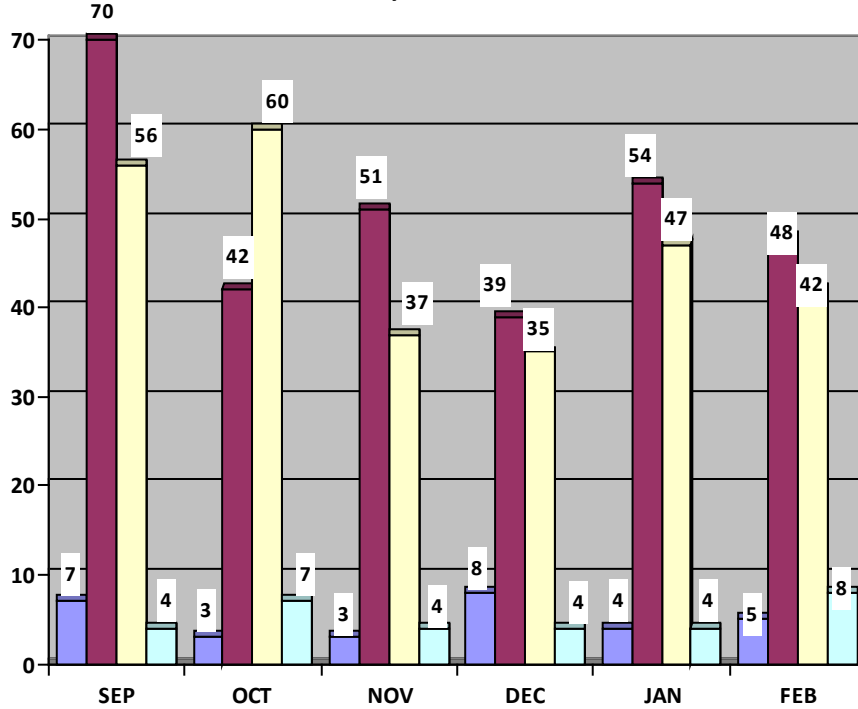
TOTAL NUMBER OF WOMEN THAT RETURNED 0

***INTAKES EXPERIENCING HOMELESSNESS FOR THE 1ST TIME 8**
(*BASED ON SELF-REPORTING)

*Housing placements may be duplicated between Oxford Street and Florence House for women

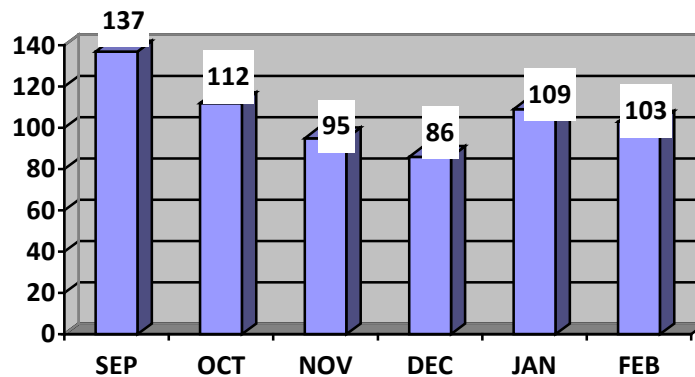
FEBRUARY 2013 1st TIME HOMELESSNESS STATISTICS (BASED ON SELF-REPORTING)

■ Joe Kreisler Teen Shelter
 ■ Family Shelter
 ■ Oxford Street
 ■ Florence House



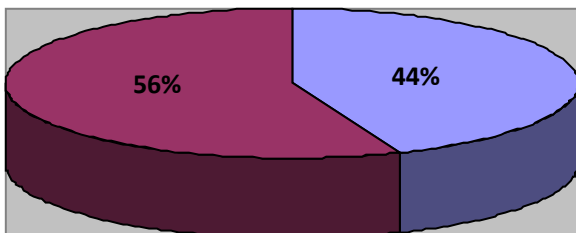
	Feb.	% of Total Intakes
Joe Kreisler	5	36%
Family Shelter	48	66%
Oxford Street	42	30%
Women's Shelter	8	73%

■ 1st Time Homeless all shelters reporting*



FEBRUARY 2013 - Percentage of Intakes for All Shelters Reporting*

■ 1st Time Homeless Intakes
 ■ All Other Intakes



Total Intakes: 236
1st Time Homelessness: 103 or 44% of all intakes
All other intakes: 133 or 56% of all intakes

(All other intakes = reported not 1st time homeless, or unknown)

***Shelters reporting" includes: the Joe Kreisler Teen Shelter, Family Shelter, Oxford Street Shelter, and the Women's Shelter*

**OXFORD STREET SHELTER, OVERFLOW SHELTER,
& WARMING CENTER STATISTICS**

FEBRUARY 2013

Day of Month	Warming Center High	Warming Center All Night*	OSS TOTAL	PSRC Overflow	GA Overflow	Total Beds Used Per Night
1	0	0	125	68	0	193
2	0	0	129	61	0	190
3	0	0	141	66	0	207
4	0	0	147	75	9	228
5	30	6	174	75	0	255
6	30	2	175	75	0	252
7	13	1	160	75	20	256
8	0	0	160	75	13	248
9	0	0	155	75	17	247
10	17	8	160	75	17	260
11	0	0	191	75	0	266
12	29	7	174	75	17	273
13	38	0	177	75	22	274
14	44	22	185	75	19	301
15	17	0	154	75	19	248
16	19	1	156	75	19	251
17	22	4	166	75	18	263
18	28	9	173	75	16	273
19	0	0	179	75	17	271
20	34	9	176	75	17	277
21	27	2	175	75	17	269
22	0	0	155	75	17	247
23	10	1	163	75	17	256
24	0	0	152	75	13	240
25	27	6	171	75	18	270
26	47	21	191	75	17	304
27	26	17	175	75	17	284
28	31	14	173	75	18	280
Totals	489	130	4612	2070	374	7183
Ave/Night	27	8	165	74	17	257

*The "Warming Center All Night" column depicts the number of people each night that stay in the Warming Center all night, they did not get a bed at Oxford Street or Community Overflow and did not opt to leave on their own accord.