

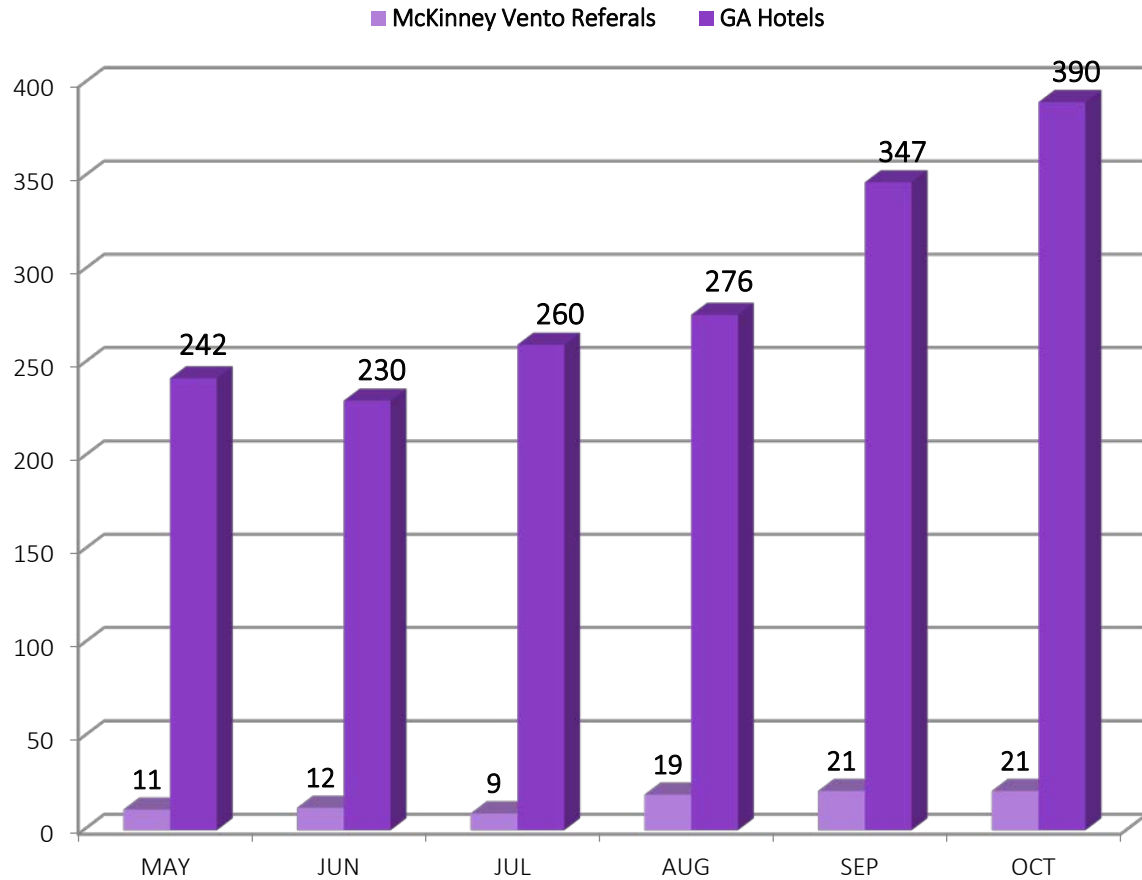
PORTLAND HOMELESS SHELTERS

Average Total Number of Individuals Residing in Shelters* per Night:

	October 2020	October 2021
ADOLESCENTS	13 Individuals	14 Individuals
FAMILIES	216 Individuals 71 Average Families	104 Individuals 39 Average Families
ADULTS	174 Individuals	254 Individuals
Total	403 Individuals	371 Individuals

*GA hotels are on the next slide.

PORTLAND, CITY-WIDE OCTOBER 2021 General Assistance Hotels



	Month*	Total
Families with School Aged Children	21	146
Unduplicated GA Hotels	390	2,046

Total Unduplicated GA Hotels are the cases granted General Assistance hotel rooms from April, 2020 through the end of the month being reported.

*Started referral partnership with South Portland Schools in November, 2020.

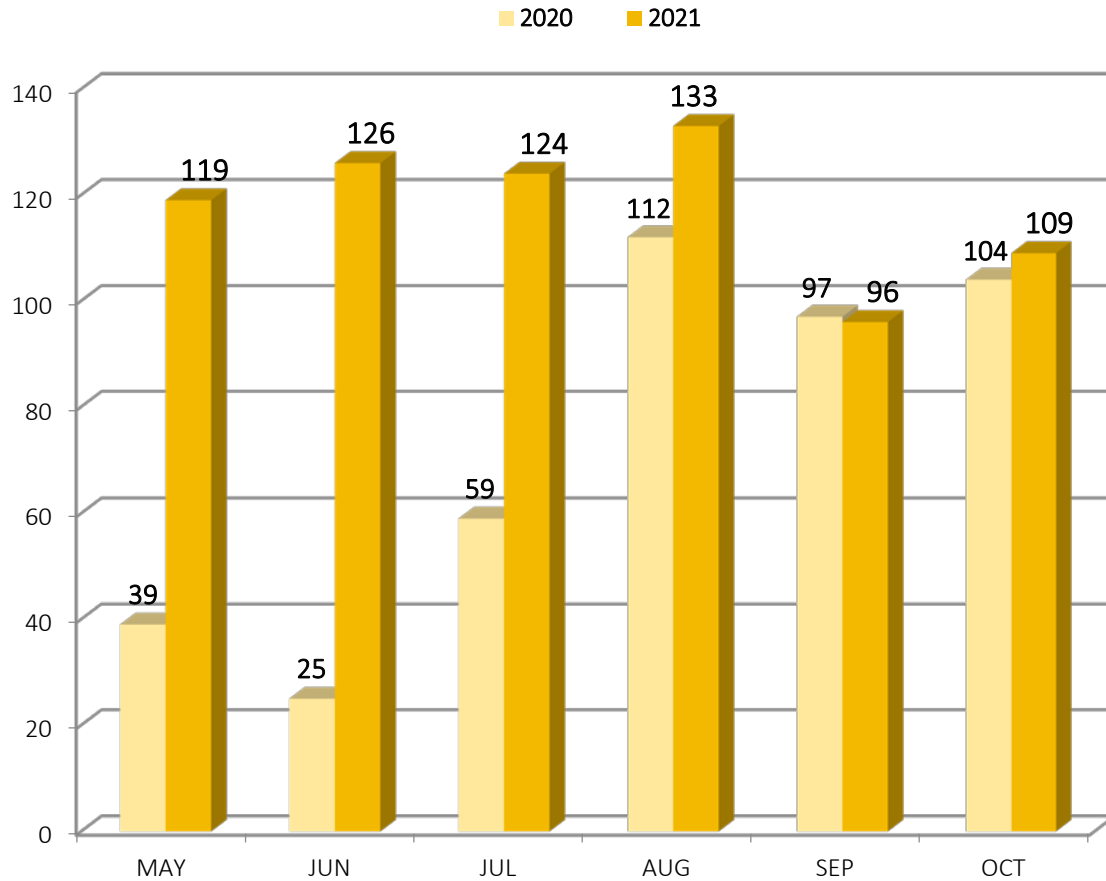
OXFORD STREET SHELTER

OCTOBER 2021

Intakes by Residency

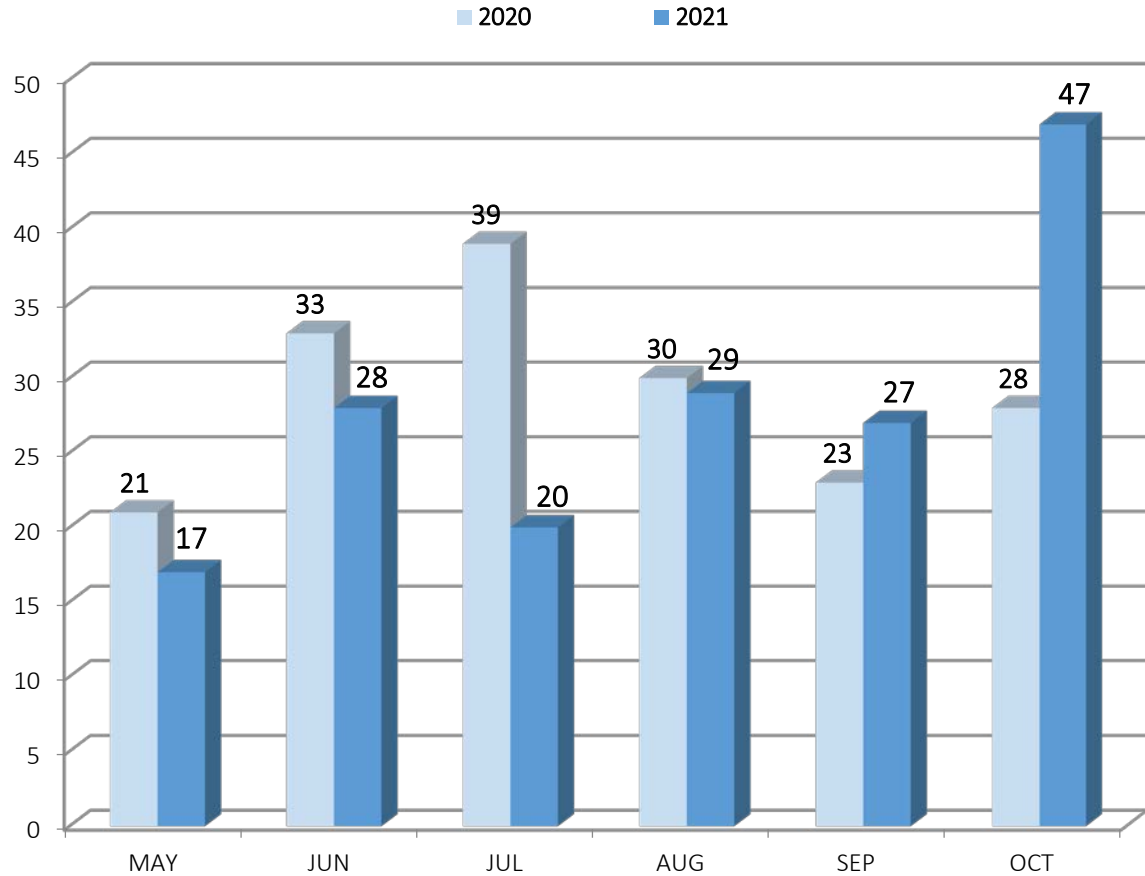
MAINE TOWN					OUT-OF-STATE					OUT-OF-COUNTRY*	
Bangor	2	Palmyra	1		AZ	1	SC	1		Angola	1
Berwick	3	Rockland	1		CT	2	TX	3		Germany	1
Biddeford	1	Scarborough	3		FL	1	VA	1		Honduras	1
Boothbay Harbor	1	Searsmont	1		LA	1					
Bradford	1	Searsport	1		MA	3					
Falmouth	1	South Portland	4		MD	1					
Garland	1	St. Albans	1		MI	2					
Gorham	1	Westbrook	2		NC	1					
Gray	1	Winthrop	1		NH	1					
Lewiston	3				NJ	1					
OOB	2				NV	1					
Orono	1				OH	1					
MAINE TOWN:	33	OUT-OF-STATE:	21	OUT-OF-COUNTRY:	3	PORTLAND:	26	Unknown:		TOTAL:	83

PORTLAND, CITY-WIDE OCTOBER 2021 SHELTER INTAKES BY MONTH



	INTAKES	Pre-COVID Bed Capacity	Current Bed Capacity
Through These Doors	5/6	16	16+ at shelter and hotel overflow
Family Shelter	6/18	146	136
Joe Kreisler	7	24	24
Milestone	1	41	34
Oxford Street (Men)	65	154 at OSS, 75 at PSRC overflow	75 at OSS, 149 at contracted hotel
Oxford Street (Women)	18		
Florence House	7	25 at Shelter, 15 at Safe Haven	25 at Shelter, 15 at Safe Haven
TOTAL	109	496	474+

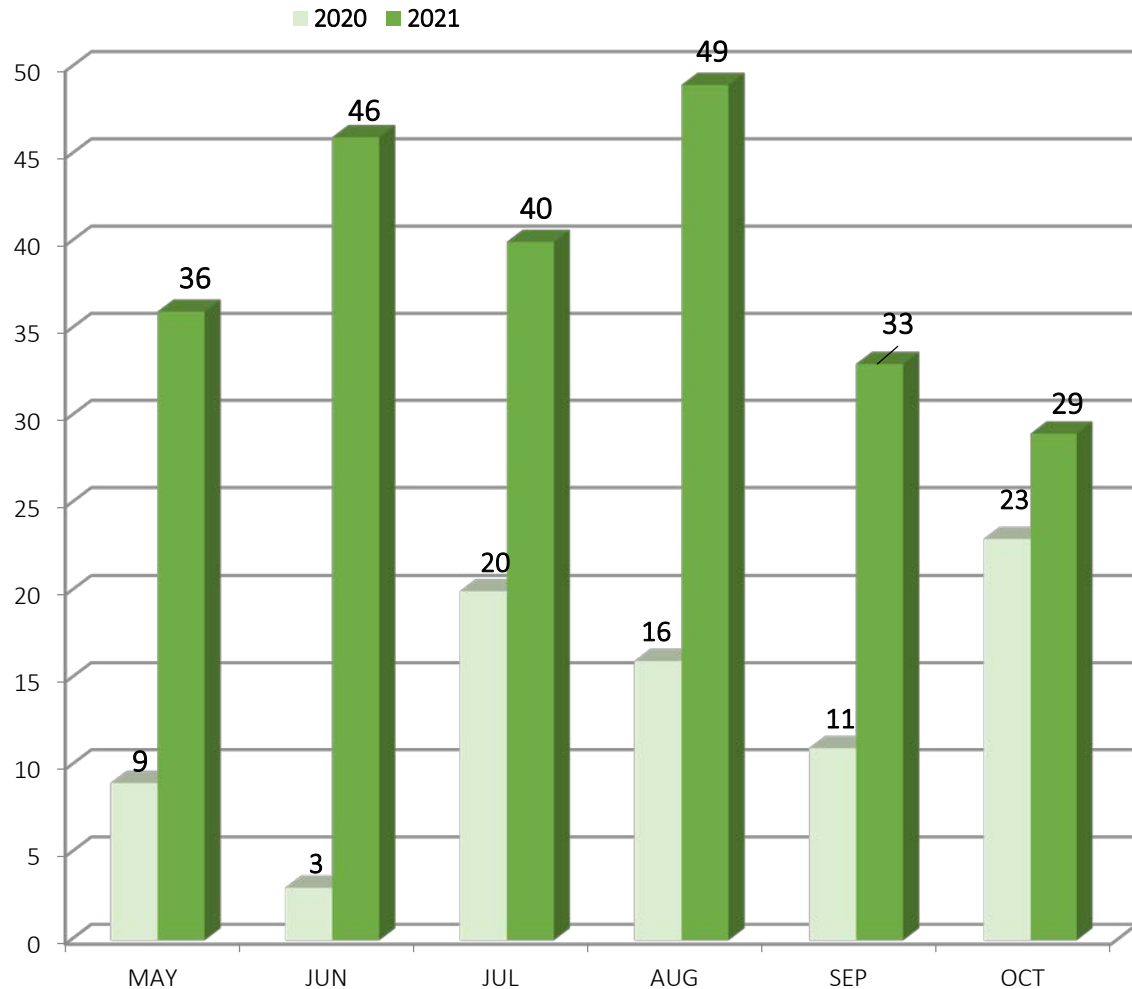
PORTLAND, CITY-WIDE OCTOBER 2021 HOUSING PLACEMENTS BY MONTH



*Starting October, 2013, Oxford Street Shelter shifted prioritization of housing placements to their 30 longest-term stayers.

	TOTAL HOUSING PLACEMENTS	TEMPORARY	PERMANENT
Through These Doors	10/20	2/2	8/18
Family Shelter	6/19		6/19
Joe Kreisler	11	2	9
Milestone	0		
Oxford Street (Men)	12		12
Oxford Street (Women)	5		5
Florence House	3		3
TOTAL	47	4	43

PORTLAND, CITY-WIDE OCTOBER 2021 1st TIME HOMELESSNESS STATISTICS (BASED ON SELF-REPORTING)

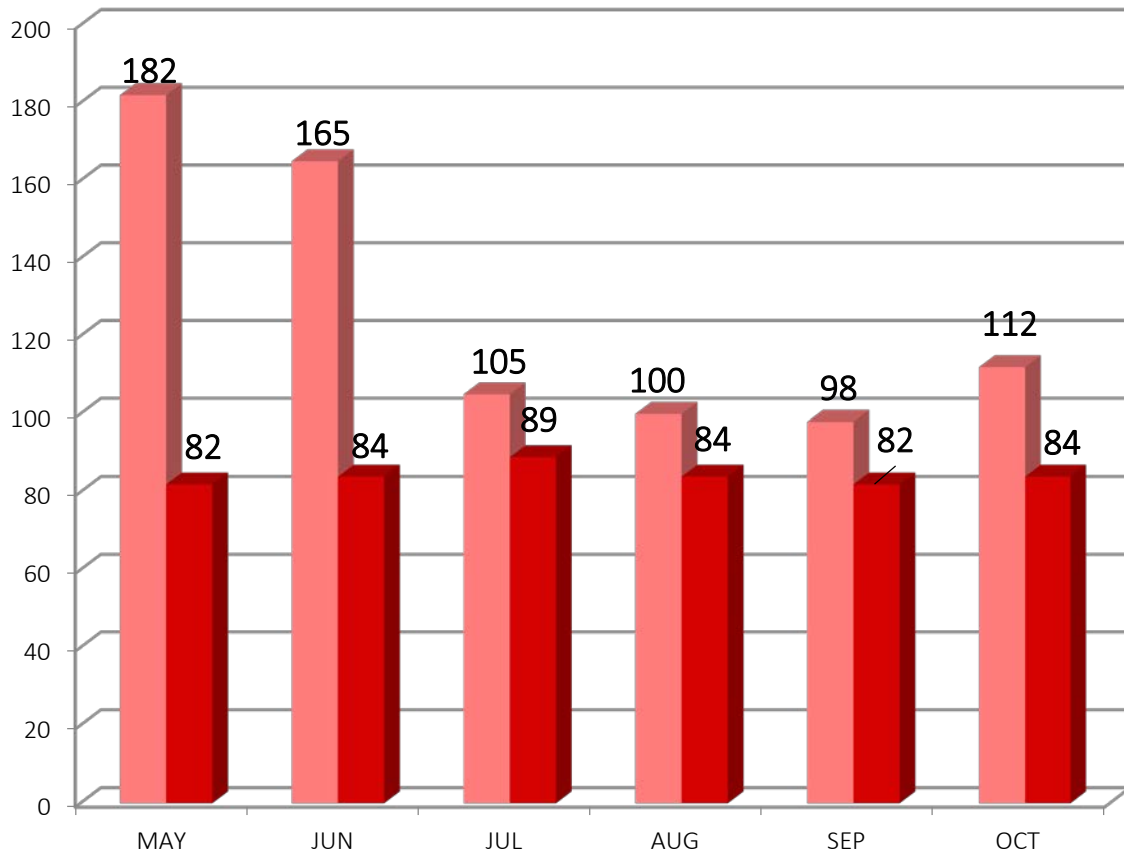


1 ST TIME HOMELESSNESS STATISTICS	1 st Time Homeless Intakes	% of the Shelter's Intakes	% of All Intake	% of Portland First Time Homeless Intakes
Through These Doors	0			
Family Shelter	6/18	100%	6%	21%
Joe Kreisler	4	57%	4%	14%
Milestone	1	100%	1%	3%
Oxford Street (Men)	14	82%	13%	48%
Oxford Street (Women)	3	18%	3%	10%
Florence House	1	14%	1%	3%
TOTAL	29		27%	100%

PORTLAND, CITY-WIDE OCTOBER 2021 CTOs FROM SHELTER

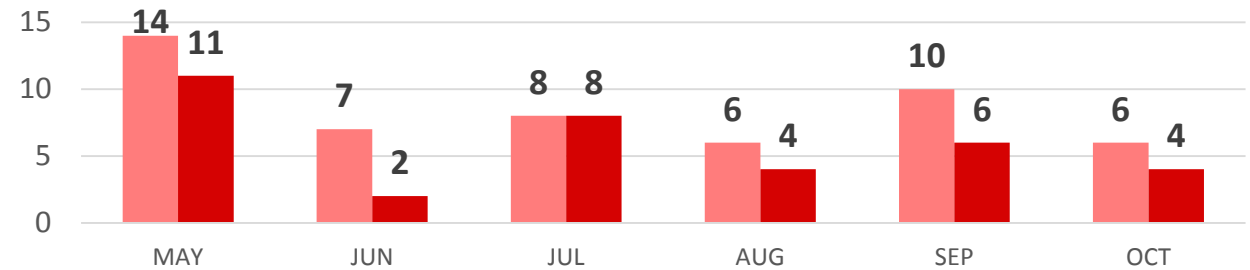
Total Current CTOs

2020 2021

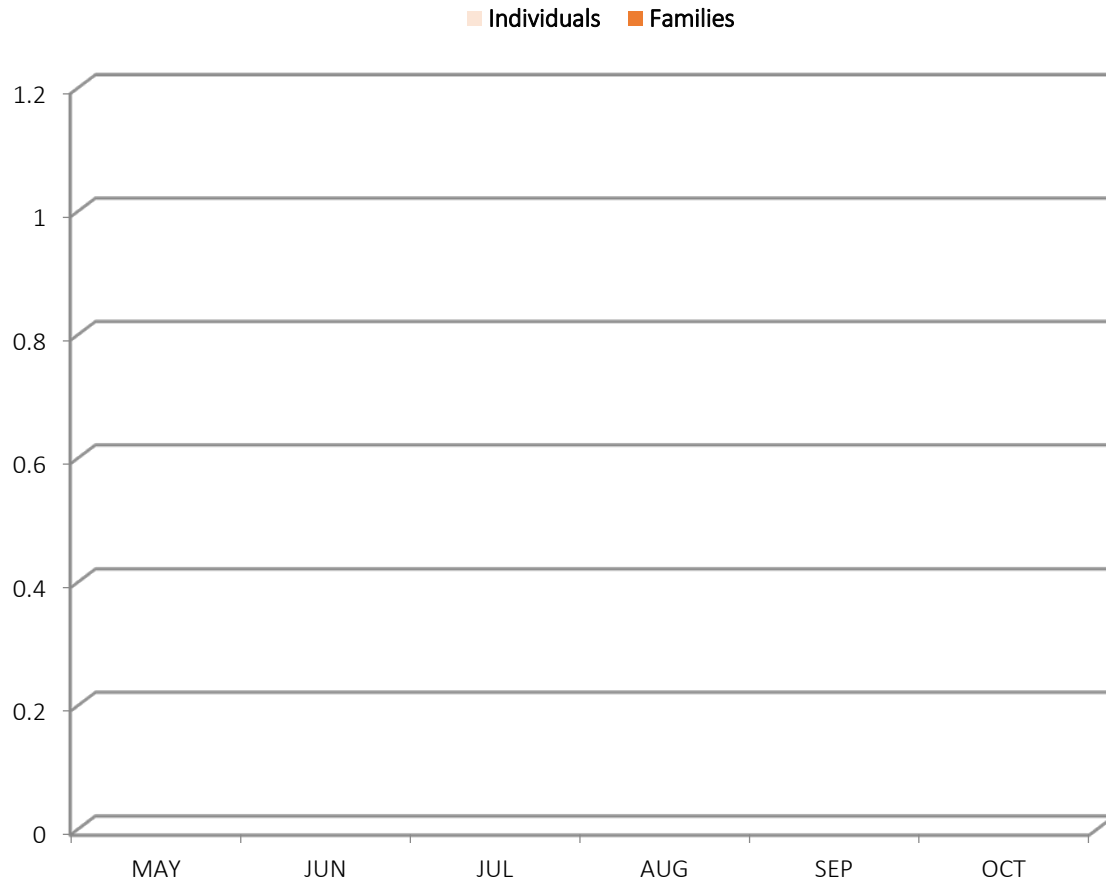


CTO STATISTICS	CTOs in the Month	Medical Restrictions in Month	Current CTOs
Family Shelter	0	0	0
Joe Kreisler	0	0	1
Milestone	0	0	16
Oxford Street Shelter	4	0	64
Florence House	0	0	3
TOTAL	4	0	84

CTOs Issued in the Month



PORTLAND, CITY-WIDE OCTOBER 2021 WARMING CENTER STATISTICS BY MONTH



Warming Center	
Intakes	0*
Housing Placements	
Family Promise	

*In GA hotels.

Date	Families	Individuals
1		
2		
3		
4		
5		
6		
7		
8		
9		
10		
11		
12		
13		
14		
15		
16		
17		
18		
19		
20		
21		
22		
23		
24		
25		
26		
27		
28		
29		
30		
31		

PORTLAND, CITY-WIDE OCTOBER 2021 HOUSING PLACEMENTS BY TYPE

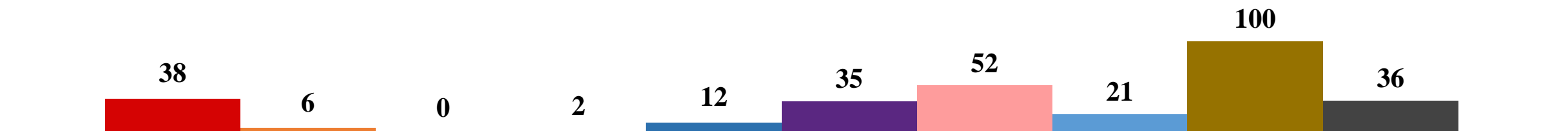
	S+C	BRAP	Sober House	Public Housing	STEP	Family Reunification	Sect. 8/HCV	OTHER	GA	No Subsidy
Through These Doors					1	2	6			1
Family Shelter					1				5	
Joe Kreisler							3	3*	5	
Milestone										
Oxford Street (Men)	1								11	
Oxford Street (Women)	1					1	2		1	
Florence House	2							1*		
TOTAL	4				2	3	11	4	22	1

*2 TLP, 1 EHV, & 1 Preble Street Housing First.

Distribution of Placements in the Month:



2021 Placements: 302



PORTLAND, CITY-WIDE OCTOBER 2021 SHELTER COUNT BY NIGHT

On October: 1st
393 individuals
(including families)
were utilizing shelter services in
Portland

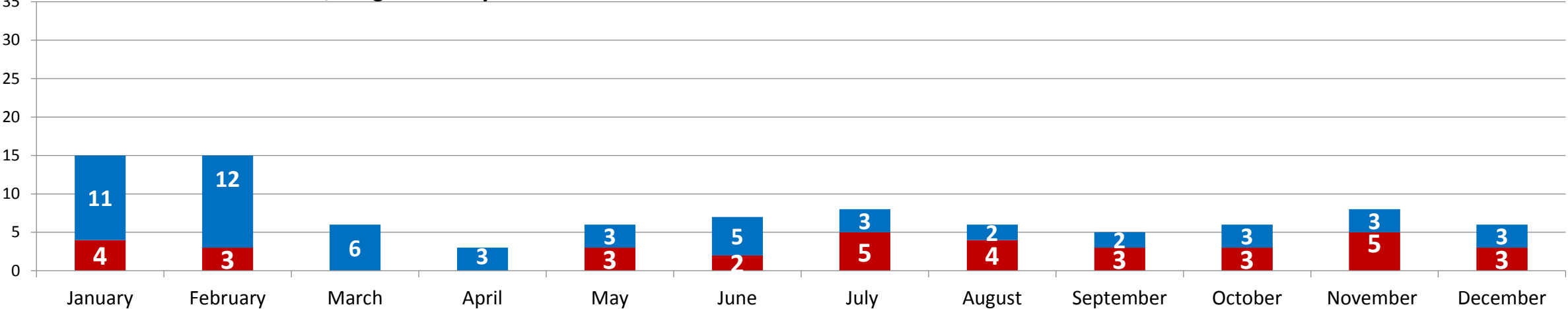
Calendar Day	Through These Doors	Family Shelter	Florence House	Joe Kreisler	Milestone	OSS Beds	OSS Chairs	Total Bed Nights
1	26	87	38	13	20	209	0	393
2	26	87	39	11	16	199	0	378
3	26	87	39	12	19	193	0	376
4	26	90	35	16	17	193	0	377
5	26	90	40	15	26	193	0	390
6	24	83	38	13	19	190	0	367
7	24	83	37	11	15	203	0	373
8	24	80	38	10	17	209	0	378
9	24	80	39	13	16	200	0	372
10	24	80	37	15	16	205	0	377
11	24	80	38	14	17	206	0	379
12	24	80	36	14	19	204	0	377
13	24	80	40	12	21	190	0	367
14	24	80	38	13	18	207	0	380
15	23	80	38	10	18	197	0	366
16	20	80	37	13	20	199	0	369
17	20	80	36	10	23	200	0	369
18	19	80	36	14	26	209	0	384
19	19	80	35	16	22	182	0	354
20	19	84	35	17	24	174	0	353
21	19	84	35	15	22	182	0	357
22	19	87	37	14	29	184	0	370
23	19	84	38	14	23	192	0	370
24	15	84	35	15	25	191	0	365
25	14	84	37	14	21	191	0	361
26	12	84	36	18	21	197	0	368
27	12	84	37	17	23	199	0	372
28	12	86	35	15	19	202	0	369
29	13	84	37	16	17	206	0	373
30	14	84	36	16	19	199	0	368
31	14	84	31	17	20	198	0	364
Total	629	2,580	1,143	433	628	6,103	0	11,516
Avg/night	20	83	37	14	20	197	0	371
Highest	26	90	40	18	29	209	0	393
Lowest	12	80	31	10	15	174	0	353

OXFORD STREET SHELTER & COMMUNITY OVERFLOW HOUSING PLACEMENT DATA

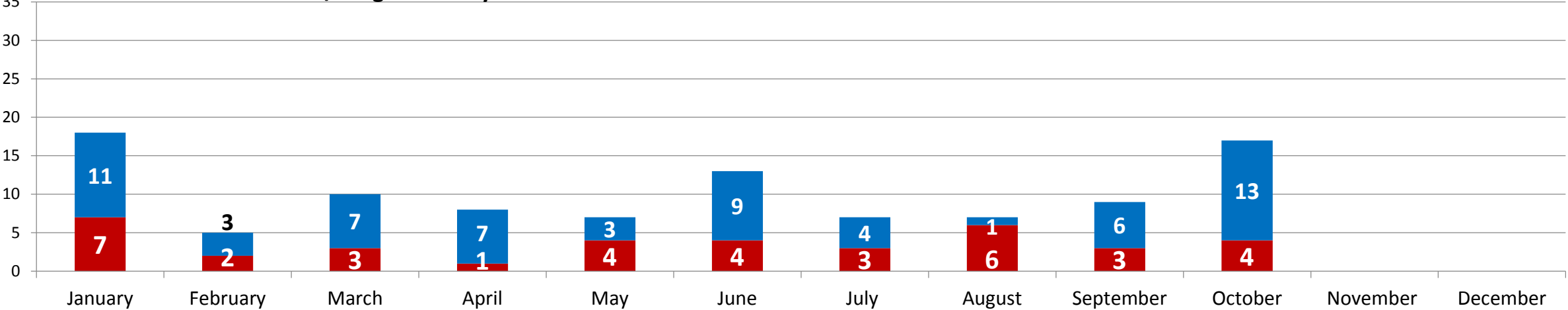
Non-LTS

LTS

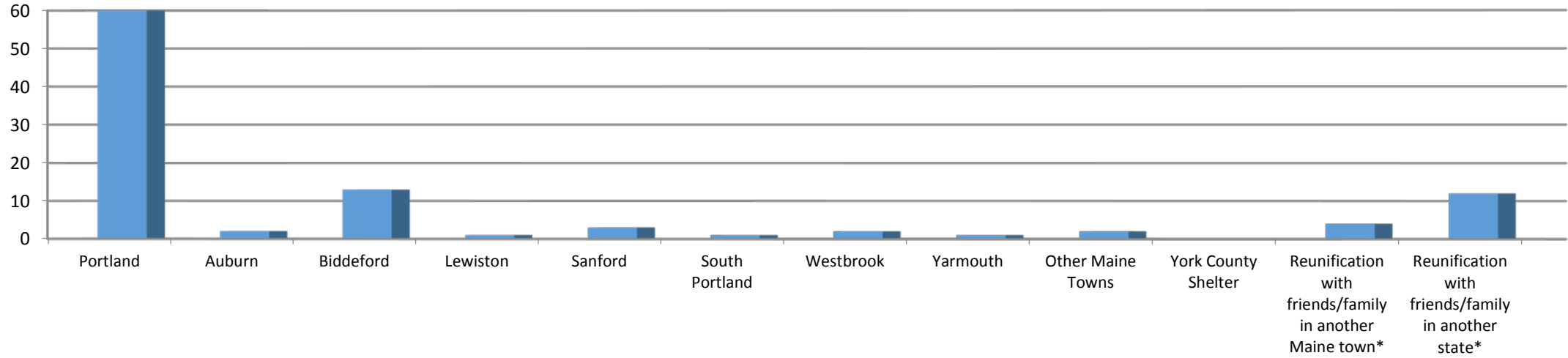
2020 OSS Placements: Non/Long Term Stayer



2021 OSS Placements: Non/Long Term Stayer



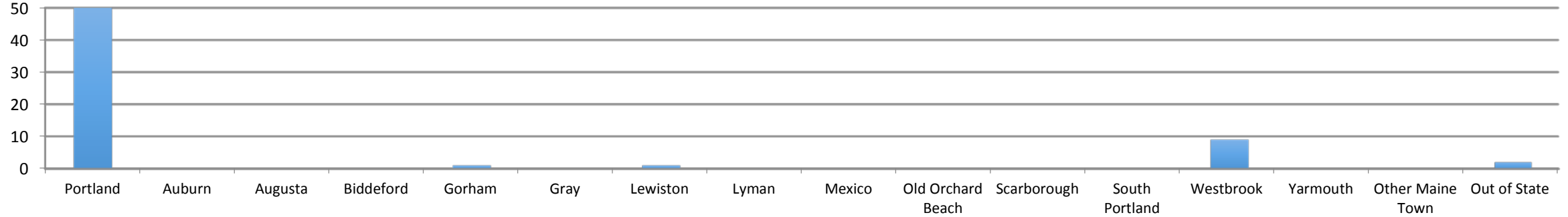
OXFORD STREET SHELTER & COMMUNITY OVERFLOW PERMANENT AND TRANSITIONAL 2021 HOUSING PLACEMENT DATA



	Jan	Feb	Mar	Apr	May	Jun	Jul	Aug	Sep	Oct	Nov	Dec	TOTAL	%
TOTAL HOUSING PLACEMENTS	18	5	10	8	7	13	7	7	9	17			101	100%
Portland	12	4	9	4	2	8	5	6	4	6			60	59.4%
Auburn				1	1								2	2.0%
Biddeford									4	9			13	12.9%
Lewiston	1												1	1.0%
Sanford						3							3	3.0%
South Portland				1									1	1.0%
Westbrook	1							1					2	2.0%
Yarmouth			1										1	1.0%
Other Maine Towns	1				1								2	2.0%
York County Shelter														0.0%
Reunification with friends/family in another Maine town*					2		1			1			4	4.0%
Reunification with friends/family in another state*	3	1		2	1	2	1		1	1			12	11.9%

FAMILY SHELTER PERMANENT AND TRANSITIONAL HOUSING PLACEMENT DATA

■ 2021



	Jan	Feb	Mar	Apr	October	Jun	Jul	Aug	Sep	Oct	Nov	Dec	TOTAL	100%
TOTAL HOUSING PLACEMENTS	6	5	9	13	5	4	7	6	2	6			63	
Portland	2	5	8	12	5	2	6	3	2	5			50	79.4%
Auburn														0.0%
Augusta														0.0%
Biddeford														0.0%
Gorham	1												1	1.6%
Gray														0.0%
Lewiston							1						1	1.6%
Lyman														0.0%
Mexico														0.0%
Old Orchard Beach														0.0%
Scarborough														0.0%
South Portland														0.0%
Westbrook	1		1	1		2		3		1			9	14.3%
Yarmouth														0.0%
Other Maine Town														0.0%
Out of State	2												2	3.2%