

PORTLAND HOMELESS SHELTERS

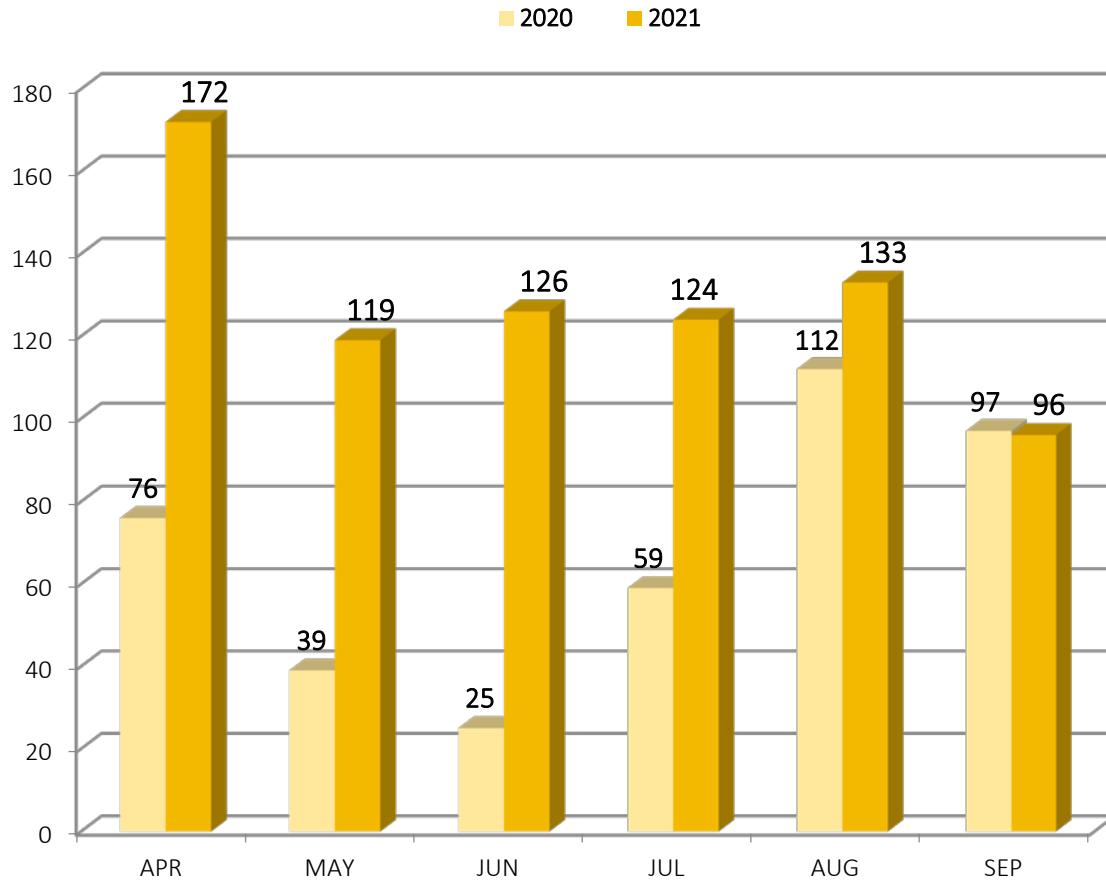
Average Total Number of Individuals Residing in Shelters per Night:

	September 2020	September 2021
ADOLESCENTS	13 Individuals	13 Individuals
FAMILIES	249 Individuals 59 Average Families	120 Individuals 44 Average Families
ADULTS	162 Individuals	256 Individuals
Total	424 Individuals	389 Individuals

OXFORD STREET SHELTER SEPTEMBER 2021 Intakes by Residency

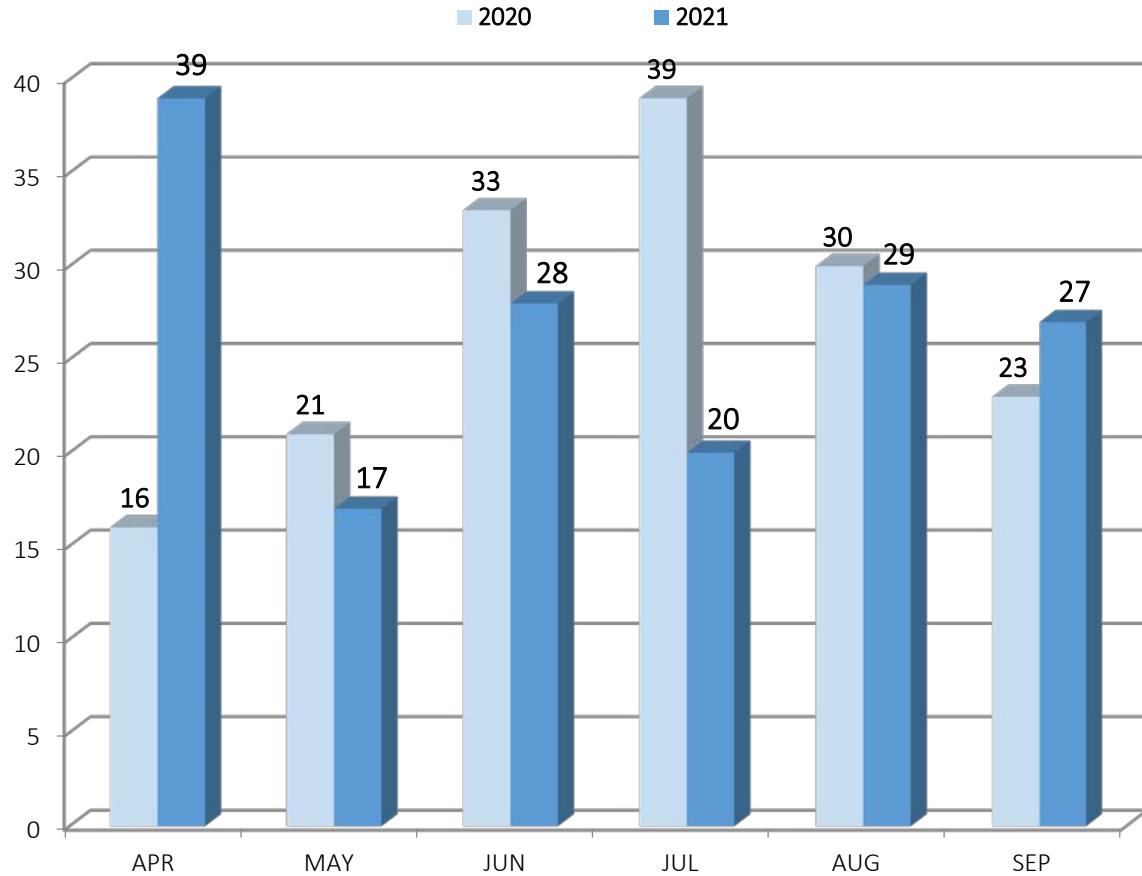
MAINE TOWN					OUT-OF-STATE					OUT-OF-COUNTRY		
Alfred	1	Hollis	1			AL	1					
Auburn	2	Naples	1			CA	1					
Augusta	1	Presque Isle	1			IN	1					
Bangor	1	Rumford	1			KY	1					
Biddeford	2	South Portland	2			MA	3					
Bridgton	1	Standish	1			MI	1					
Brunswick	2	Waterville	1			MS	1					
Charleston	1	Westbrook	2			NH	1					
Dexter	1					NJ	1					
Falmouth	1					TX	3					
Gorham	1					VA	1					
Gray	1					WI	1					
MAINE TOWN:	25	OUT-OF-STATE:	17	OUT-OF-COUNTRY:	0	PORTLAND:	13	Unknown:	5	TOTAL:	57	

PORTLAND, CITY-WIDE SEPTEMBER 2021 SHELTER INTAKES BY MONTH



	INTAKES	Pre-COVID Bed Capacity	Current Bed Capacity
Through These Doors	4/10	16	16+ at shelter and hotel overflow
Family Shelter	5/13	146	136
Joe Kreisler	8	24	24
Milestone	16	41	34
Oxford Street (Men)	42	154 at OSS, 75 at PSRC overflow	75 at OSS, 149 at contracted hotel
Oxford Street (Women)	15		
Florence House	6	25 at Shelter, 15 at Safe Haven	25 at Shelter, 15 at Safe Haven
TOTAL	96	496	474+

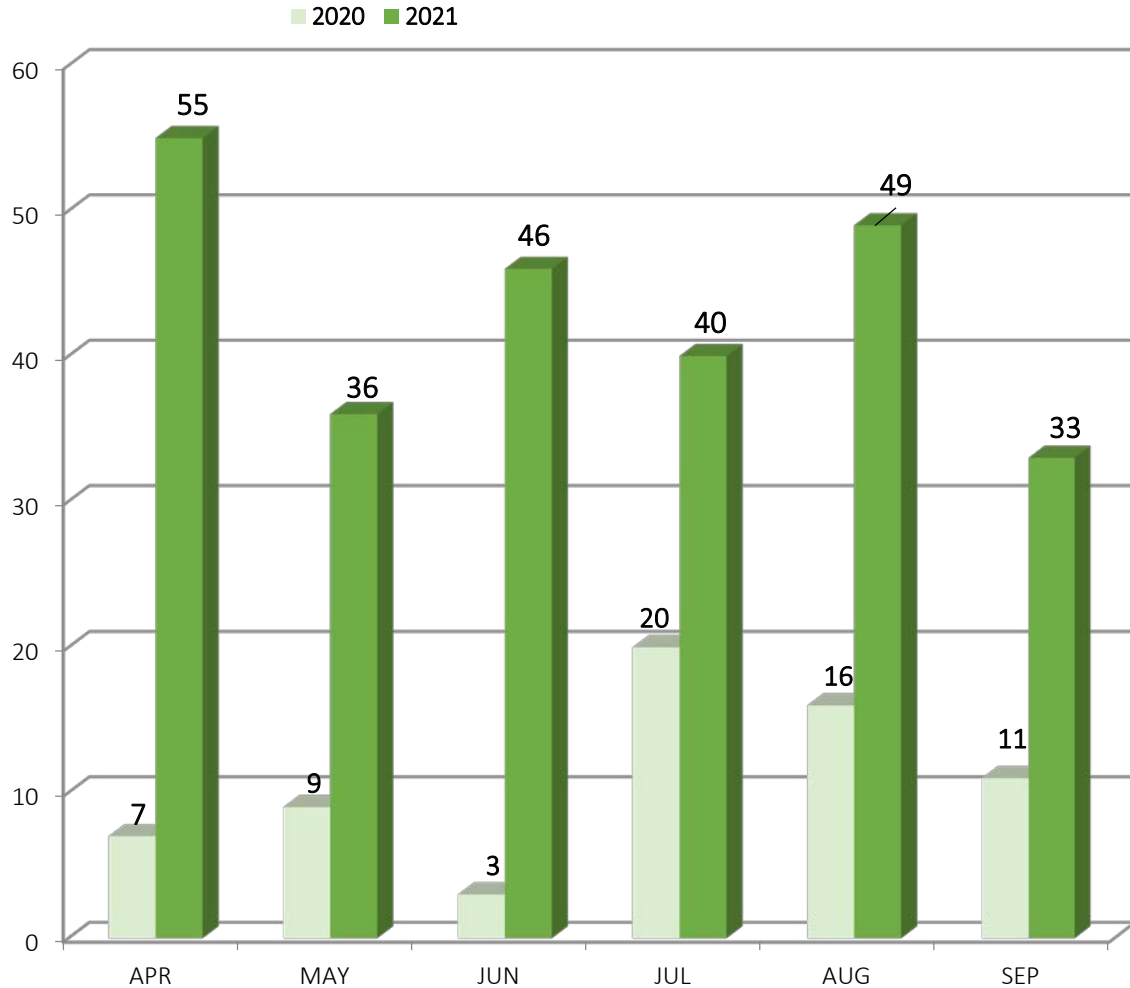
PORTLAND, CITY-WIDE SEPTEMBER 2021 HOUSING PLACEMENTS BY MONTH



*Starting September, 2013, Oxford Street Shelter shifted prioritization of housing placements to their 30 longest-term stayers.

	TOTAL HOUSING PLACEMENTS	TEMPORARY	PERMANENT
Through These Doors	6	1/4	5/14
Family Shelter	2/7		2/7
Joe Kreisler	8		8
Milestone	2		2
Oxford Street (Men)	9		9
Oxford Street (Women)	0		0
Florence House	0		
TOTAL	27	1	26

PORTLAND, CITY-WIDE SEPTEMBER 2021 1st TIME HOMELESSNESS STATISTICS (BASED ON SELF-REPORTING)

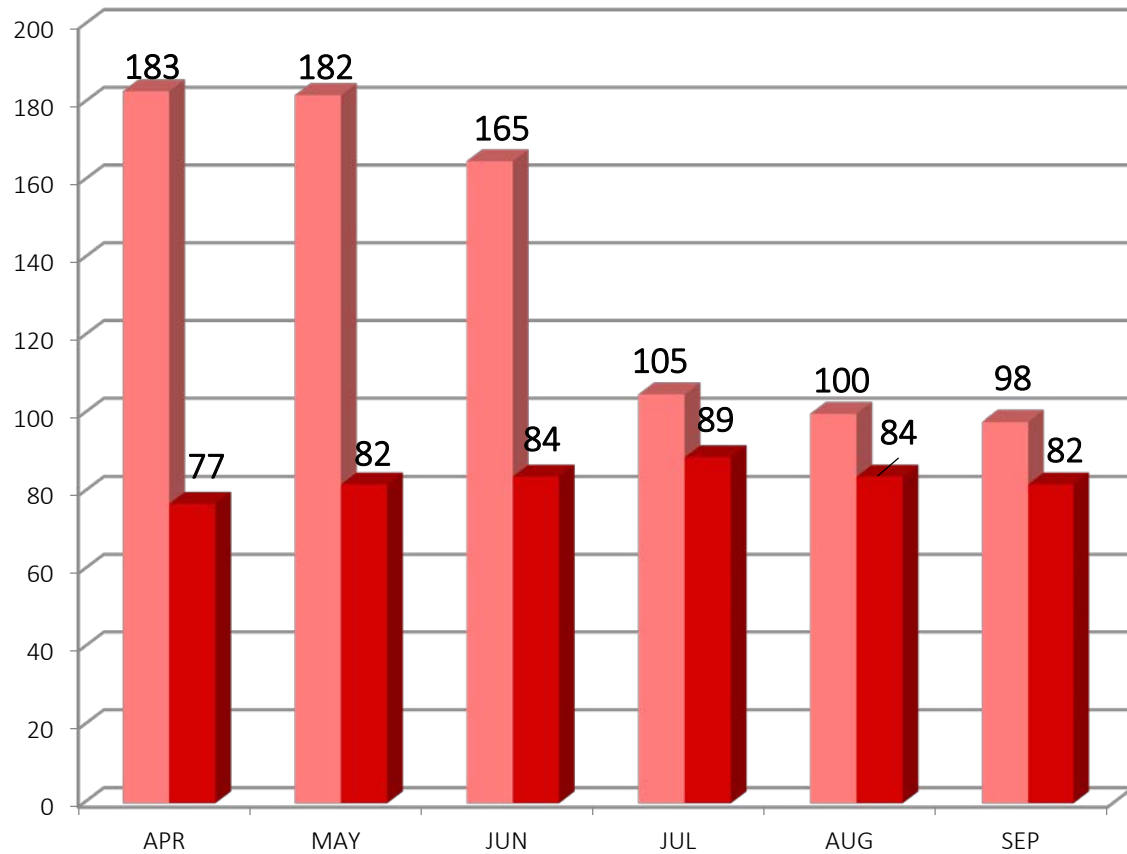


1 ST TIME HOMELESSNESS STATISTICS	1 st Time Homeless Intakes	% of the Shelter's Intakes	% of All Intake	% of Portland First Time Homeless Intakes
Through These Doors	1/2	25%	1%	3%
Family Shelter	5/13	100%	5%	15%
Joe Kreisler	5	63%	5%	15%
Milestone	6	38%	6%	18%
Oxford Street (Men)	10	24%	10%	30%
Oxford Street (Women)	5	33%	5%	15%
Florence House	1	17%	1%	3%
TOTAL	33		34%	100%

PORTLAND, CITY-WIDE SEPTEMBER 2021 CTOs FROM SHELTER

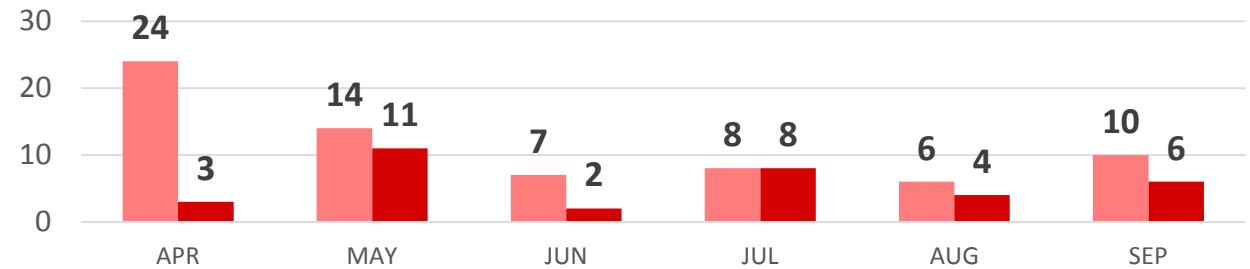
Total Current CTOs

2020 2021

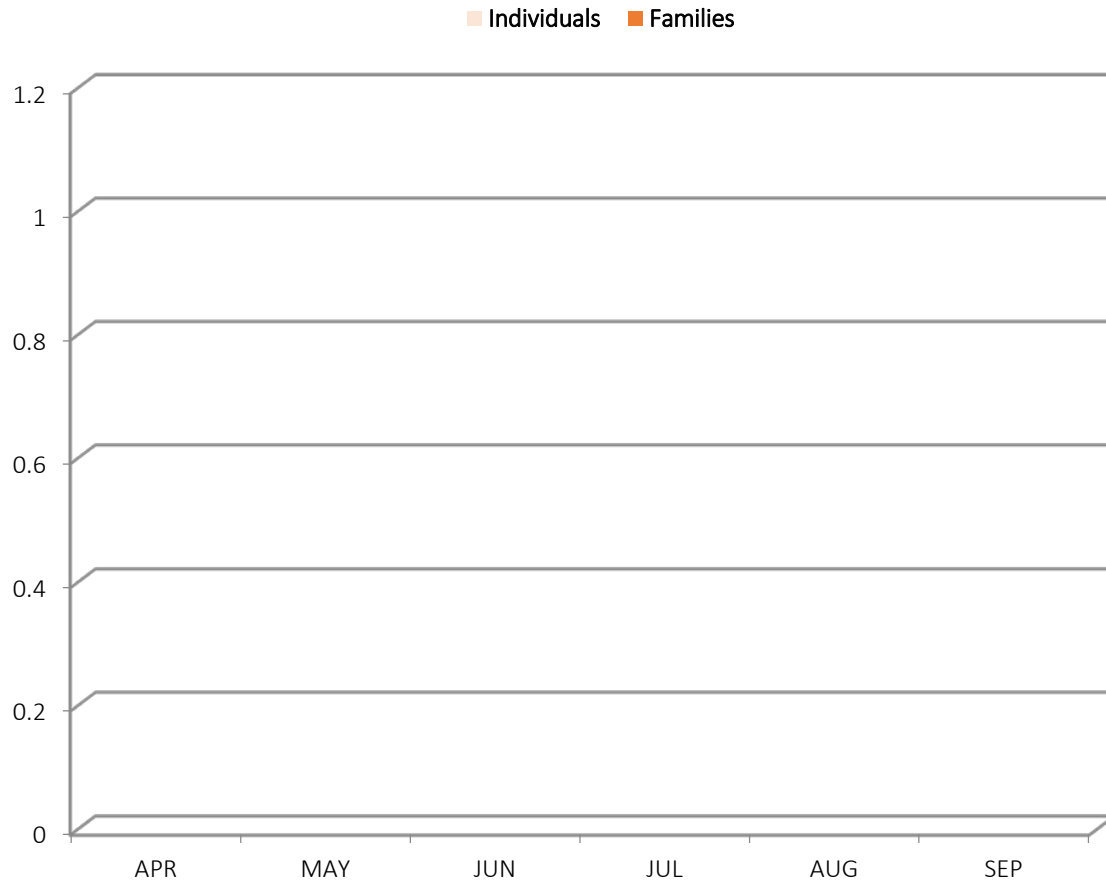


CTO STATISTICS	CTOs in the Month	Medical Restrictions in Month	Current CTOs
Family Shelter	0	0	0
Joe Kreisler	0	0	1
Milestone	1	0	16
Oxford Street Shelter	5	0	62
Florence House	0	0	3
TOTAL	6	0	82

CTOs Issued in the Month



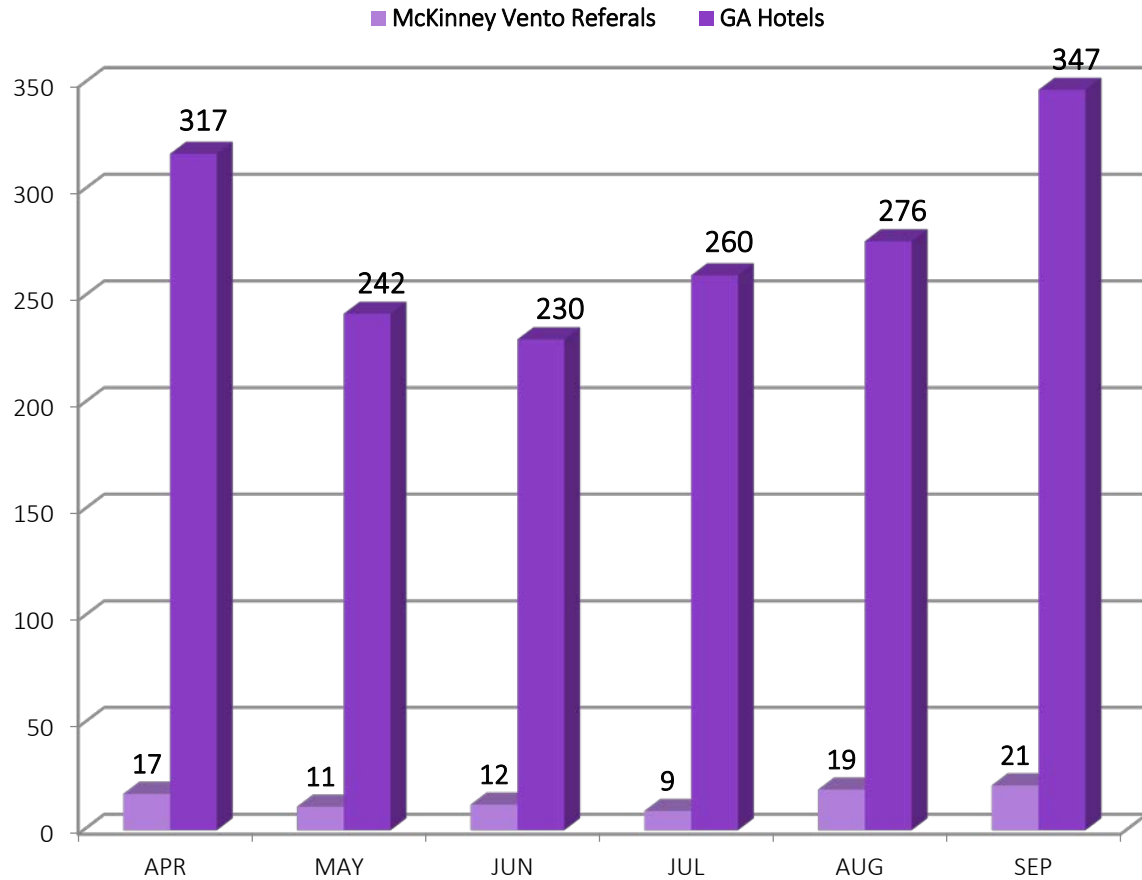
PORTLAND, CITY-WIDE SEPTEMBER 2021 WARMING CENTER STATISTICS BY MONTH



Warming Center	
Intakes	0
Housing Placements	
Family Promise	

Date	Families	Individuals
1		
2		
3		
4		
5		
6		
7		
8		
9		
10		
11		
12		
13		
14		
15		
16		
17		
18		
19		
20		
21		
22		
23		
24		
25		
26		
27		
28		
29		
30		
31		

PORTLAND, CITY-WIDE SEPTEMBER 2021 General Assistance Hotels



	Month*	Total
Families with School Aged Children	21	125
Unduplicated GA Hotels	347	1,923

Total Unduplicated GA Hotels are the cases granted General Assistance hotel rooms from April, 2020 through the end of the month being reported.

*Started referral partnership with South Portland Schools in November, 2020.

PORTLAND, CITY-WIDE SEPTEMBER 2021 HOUSING PLACEMENTS BY TYPE

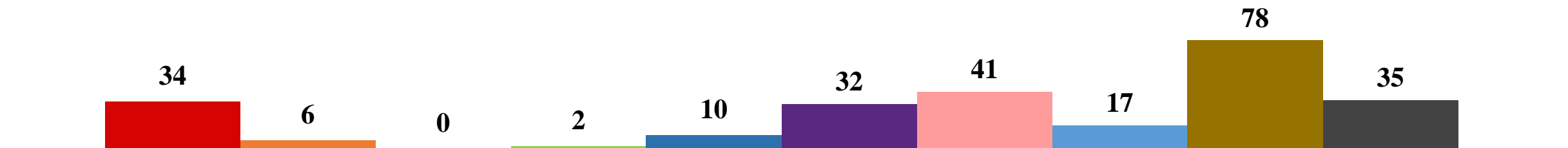
	S+C	BRAP	Sober House	Public Housing	STEP	Family Reunification	Sect. 8/HCV	OTHER	GA	No Subsidy
Through These Doors					1	3				2
Family Shelter									2	
Joe Kreisler					1		5		2	
Milestone	1									1
Oxford Street (Men)	1	1				1	1		5	
Oxford Street (Women)										
Florence House										
TOTAL	2	1			2	4	6		9	3

*

Distribution of Placements in the Month:



2021 Placements:



PORTLAND, CITY-WIDE SEPTEMBER 2021 SHELTER COUNT BY NIGHT

On September: 29th
422 individuals
(including families)
were utilizing shelter services in
Portland

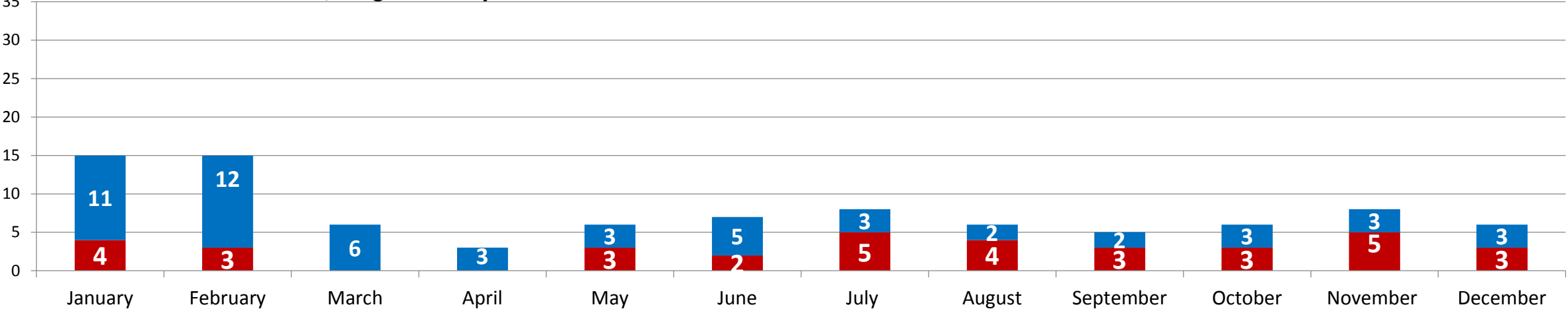
Calendar Day	Through These Doors	Family Shelter	Florence House	Joe Kreisler	Milestone	OSS Beds	OSS Chairs	Total Bed Nights
1	35	79	8	12	34	189	0	357
2	35	79	12	14	31	190	0	361
3	35	81	22	11	30	186	0	365
4	35	81	30	10	30	182	0	368
5	35	81	29	15	31	193	0	384
6	35	81	29	11	32	198	0	386
7	35	81	27	15	35	183	0	376
8	31	81	28	16	38	184	0	378
9	38	81	27	10	33	188	0	377
10	37	81	27	11	33	195	0	384
11	37	81	23	13	28	187	0	369
12	37	81	26	12	27	188	0	371
13	37	81	24	13	29	184	0	368
14	37	81	23	13	39	178	0	371
15	33	81	27	12	38	190	0	381
16	33	85	27	13	30	190	0	378
17	33	85	31	15	28	196	0	388
18	39	85	32	12	30	198	0	396
19	37	85	33	15	34	200	0	404
20	39	88	34	12	31	202	0	406
21	36	88	35	14	33	196	0	402
22	36	90	37	12	32	193	0	400
23	36	90	36	13	34	200	0	409
24	36	87	37	13	35	207	0	415
25	36	87	34	13	32	195	0	397
26	36	87	37	14	37	192	0	403
27	36	89	35	14	37	197	0	408
28	36	89	38	12	40	202	0	417
29	36	89	37	13	38	209	0	422
30	44	85	39	16	30	201	0	415
Total	1,081	2,520	884	389	989	5,793	0	11,656
Avg/night	36	84	29	13	33	193	0	389
Highest	44	90	39	16	40	209	0	422
Lowest	31	79	8	10	27	178	0	357

OXFORD STREET SHELTER & COMMUNITY OVERFLOW HOUSING PLACEMENT DATA

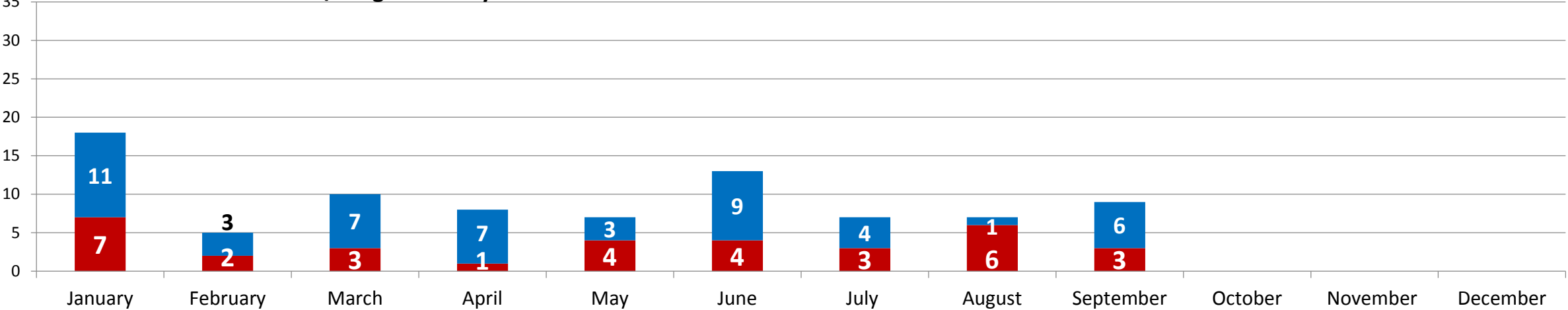
Non-LTS

LTS

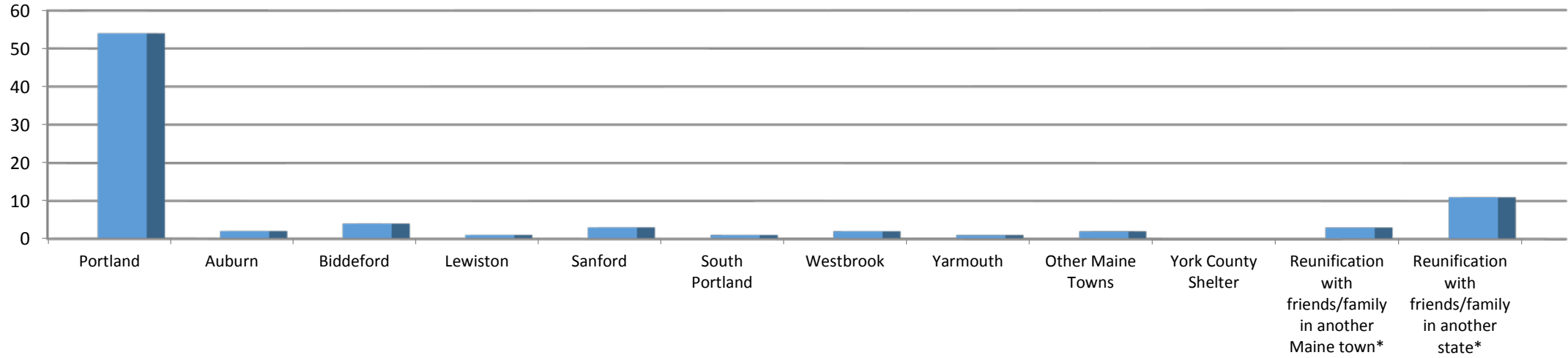
2020 OSS Placements: Non/Long Term Stayer



2021 OSS Placements: Non/Long Term Stayer



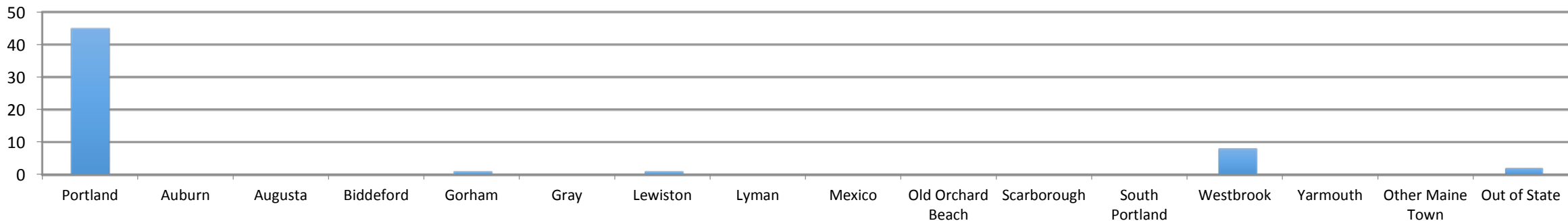
OXFORD STREET SHELTER & COMMUNITY OVERFLOW PERMANENT AND TRANSITIONAL 2021 HOUSING PLACEMENT DATA



	Jan	Feb	Mar	Apr	May	Jun	Jul	Aug	Sep	Oct	Nov	Dec	TOTAL	%
TOTAL HOUSING PLACEMENTS	18	5	10	8	7	13	7	7	9				84	100%
Portland	12	4	9	4	2	8	5	6	4				54	64.3%
Auburn				1	1								2	2.4%
Biddeford									4				4	4.8%
Lewiston	1												1	1.2%
Sanford						3							3	3.6%
South Portland				1									1	1.2%
Westbrook	1							1					2	2.4%
Yarmouth			1										1	1.2%
Other Maine Towns	1				1								2	2.4%
York County Shelter														0.0%
Reunification with friends/family in another Maine town*					2		1						3	3.6%
Reunification with friends/family in another state*	3	1		2	1	2	1		1				11	13.1%

FAMILY SHELTER PERMANENT AND TRANSITIONAL HOUSING PLACEMENT DATA

■ 2021



	Jan	Feb	Mar	Apr	September	Jun	Jul	Aug	Sep	Oct	Nov	Dec	TOTAL	100%
TOTAL HOUSING PLACEMENTS	6	5	9	13	5	4	7	6	2				57	
Portland	2	5	8	12	5	2	6	3	2				45	78.9%
Auburn														0.0%
September														0.0%
Biddeford														0.0%
Gorham	1												1	1.8%
Gray														0.0%
Lewiston							1						1	1.8%
Lyman														0.0%
Mexico														0.0%
Old Orchard Beach														0.0%
Scarborough														0.0%
South Portland														0.0%
Westbrook	1		1	1		2		3					8	14.0%
Yarmouth														0.0%
Other Maine Town														0.0%
Out of State	2												2	3.5%