

PORTLAND HOMELESS SHELTERS

Average Total Number of Individuals Residing in Shelters per Night:

	August 2020	August 2021
ADOLESCENTS	11 Individuals	15 Individuals
FAMILIES	141 Individuals 52 Average Families	108 Individuals 39 Average Families
ADULTS	154 Individuals	242 Individuals
Total	306 Individuals	365 Individuals

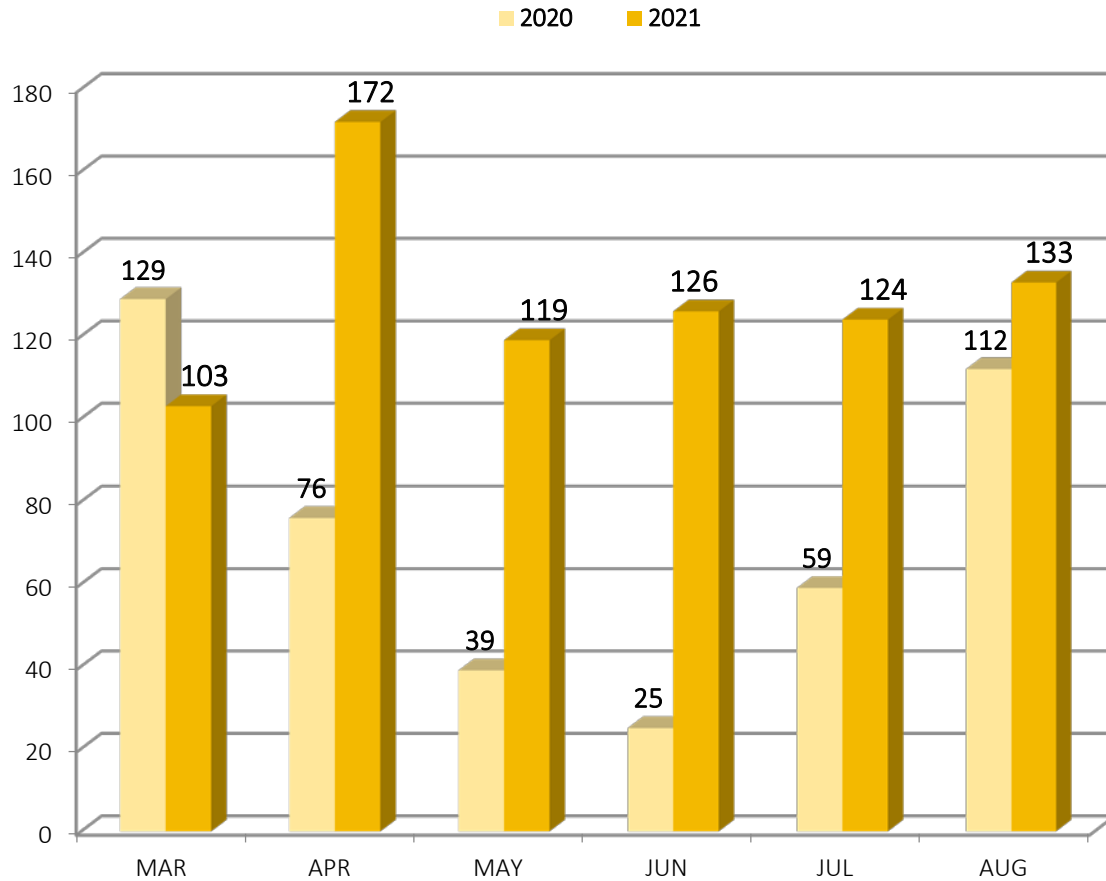
OXFORD STREET SHELTER

AUGUST 2021

Intakes by Residency

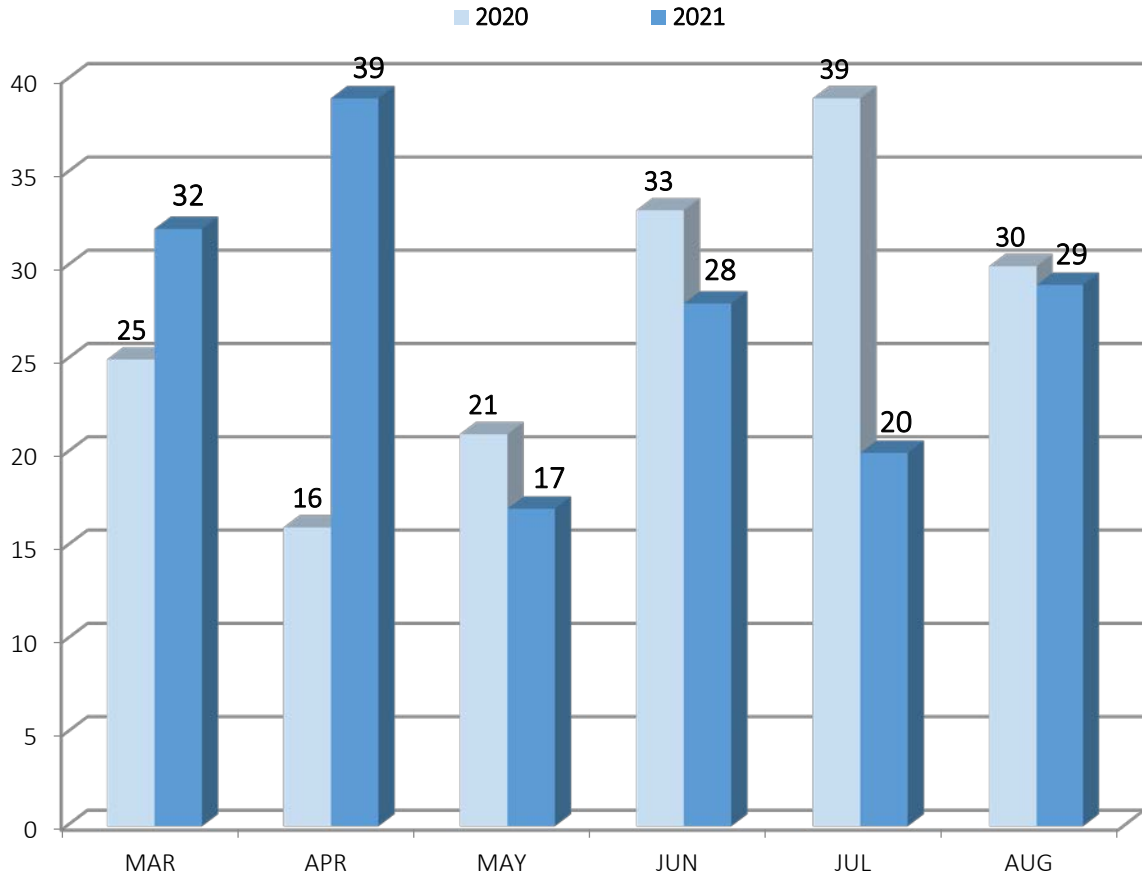
MAINE TOWN					OUT-OF-STATE					OUT-OF-COUNTRY			
Acton	1	Hollis	1	Westbrook	1	GA	1	TX	4			Angola	1
Alfred	1	Lewiston	4	Windham	3	IA	1	VA	1			DRC	1
Bangor	1	North Berwick	1	Winslow		ID	1	VT	1				
Biddeford	3	OOB	1			IN	1						
Boothbay Harbor	2	Parsonfield	1			MA	6						
Bradford	1	Rumford	1			NC	1						
Bridgeton	1	Saco	1			NJ	3						
Brunswick	1	Sanford	1			NV	1						
Clinton	1	Scarborough	1			NY	3						
Cumberland	1	South Portland	6			PA	1						
Ellsworth	1	Warren	2			PR	1						
Gray	2	Waterville	1			TN	1						
MAINE TOWN:	42	OUT-OF-STATE:	27	OUT-OF-COUNTRY:	2	PORTLAND:	22	Unknown:				TOTAL:	93

PORTLAND, CITY-WIDE AUGUST 2021 SHELTER INTAKES BY MONTH



	INTAKES	Pre-COVID Bed Capacity	Current Bed Capacity
Through These Doors	5/7	16	16+ at shelter and hotel overflow
Family Shelter	8	146	136
Joe Kreisler	8	24	24
Milestone	13	41	34
Oxford Street (Men)	77	154 at OSS, 75 at PSRC overflow	75 at OSS, 149 at contracted hotel
Oxford Street (Women)	16		
Florence House	6	25 at Shelter, 15 at Safe Haven	25 at Shelter, 15 at Safe Haven
TOTAL	133	496	474+

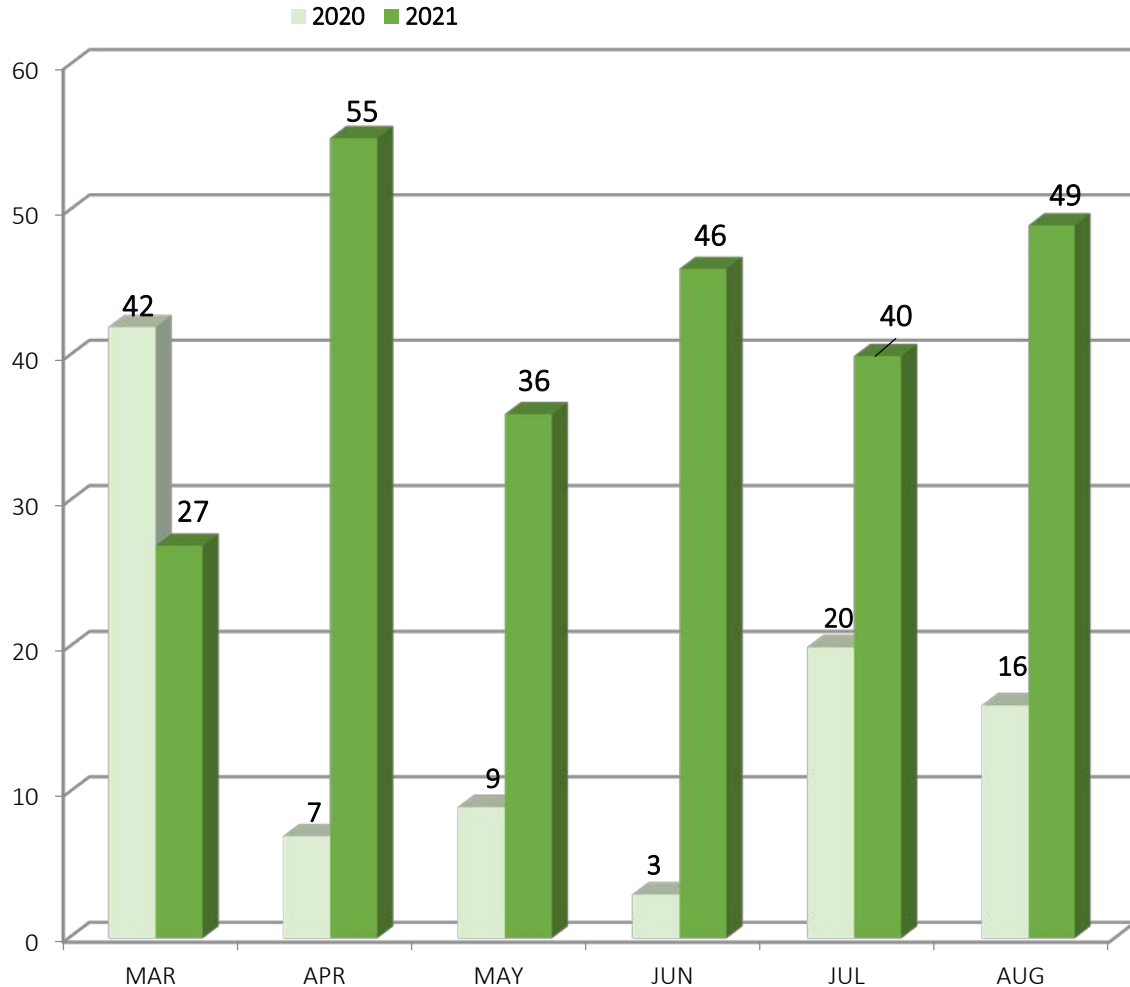
PORTLAND, CITY-WIDE AUGUST 2021 HOUSING PLACEMENTS BY MONTH



*Starting August, 2013, Oxford Street Shelter shifted prioritization of housing placements to their 30 longest-term stayers.

	TOTAL HOUSING PLACEMENTS	TEMPORARY	PERMANENT
Through These Doors	4	1	3
Family Shelter	6/20		6/20
Joe Kreisler	6	1	5
Milestone	2		2
Oxford Street (Men)	4		4
Oxford Street (Women)	3		3
Florence House	4		4
TOTAL	29	2	27

PORTLAND, CITY-WIDE AUGUST 2021 1st TIME HOMELESSNESS STATISTICS (BASED ON SELF-REPORTING)

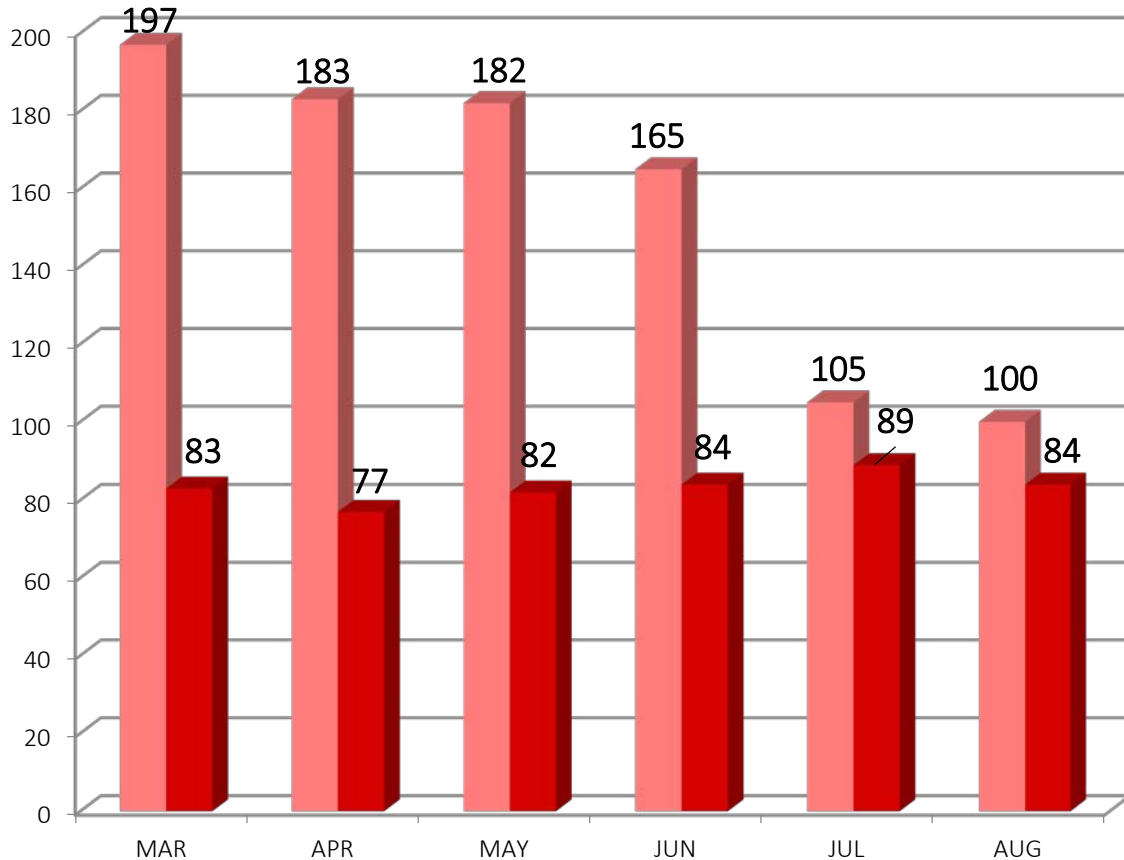


1 ST TIME HOMELESSNESS STATISTICS	1 st Time Homeless Intakes	% of the Shelter's Intakes	% of All Intake	% of Portland First Time Homeless Intakes
Through These Doors	4/6	80%	3%	8%
Family Shelter	6/17	75%	5%	12%
Joe Kreisler	8	100%	6%	16%
Milestone	4	31%	3%	8%
Oxford Street (Men)	25	32%	19%	51%
Oxford Street (Women)	1	6%	1%	2%
Florence House	1	17%	1%	2%
TOTAL	49		37%	100%

PORTLAND, CITY-WIDE AUGUST 2021 CTOs FROM SHELTER

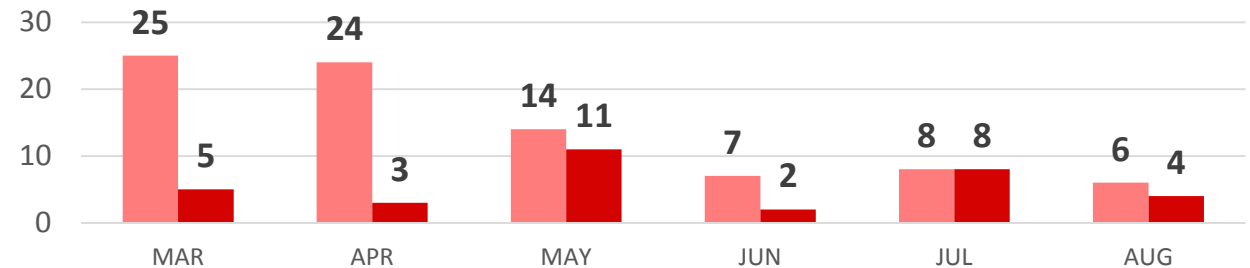
Total Current CTOs

2020 2021

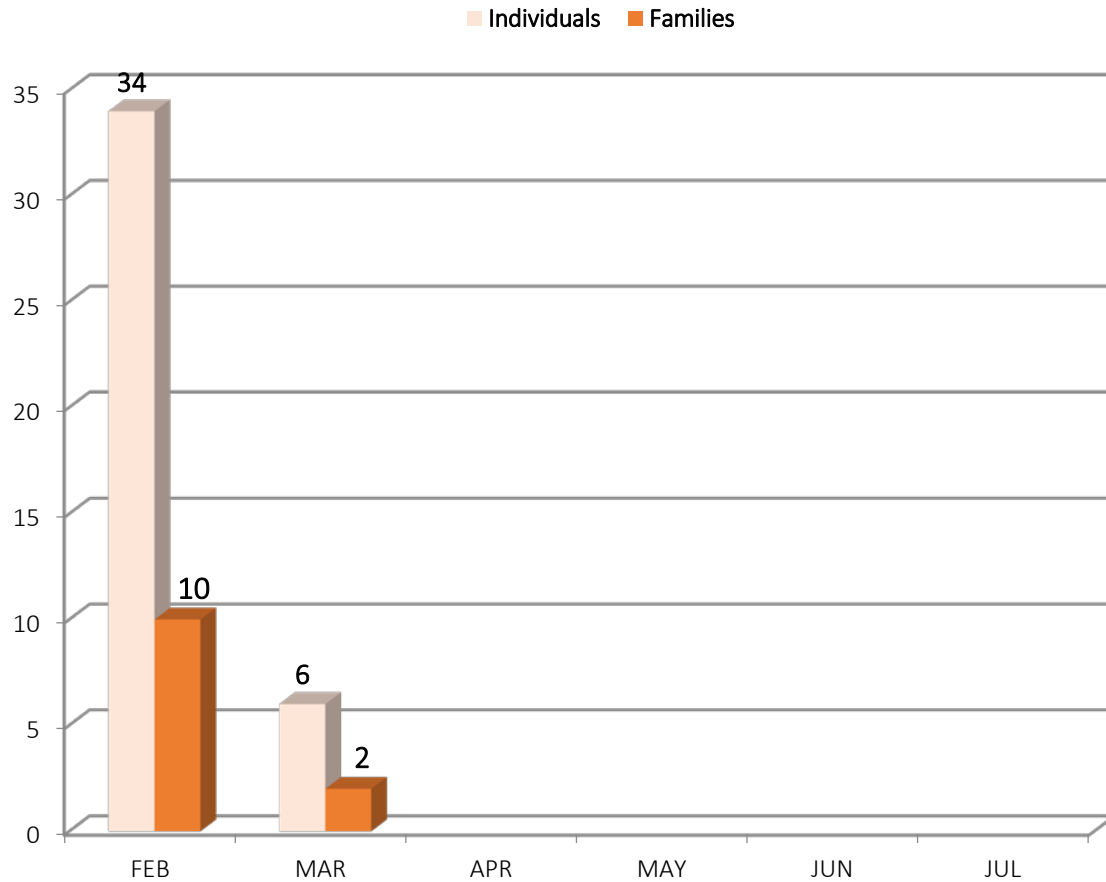


CTO STATISTICS	CTOs in the Month	Medical Restrictions in Month	Current CTOs
Family Shelter	0	0	0
Joe Kreisler	0	0	1
Milestone	2	0	16
Oxford Street Shelter	2	0	64
Florence House	0	0	3
TOTAL	4	0	84

CTOs Issued in the Month



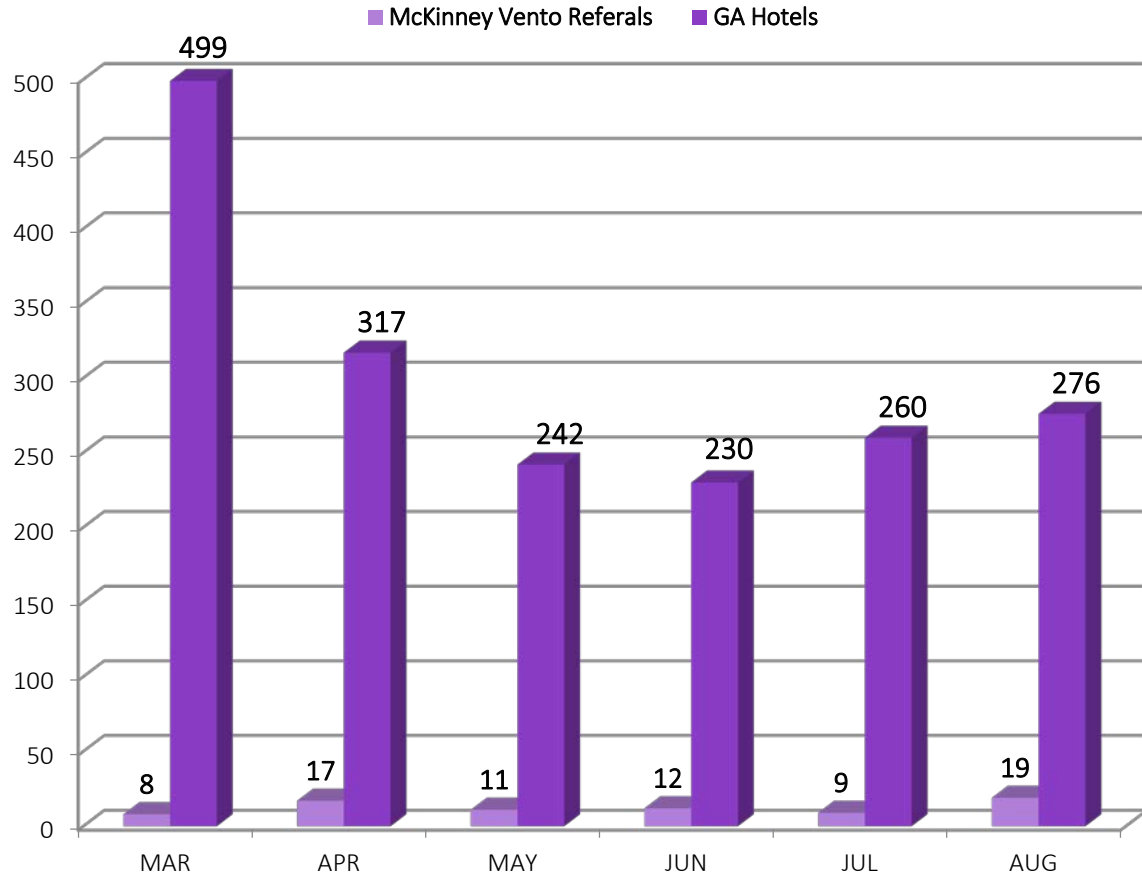
PORTLAND, CITY-WIDE AUGUST 2021 WARMING CENTER STATISTICS BY MONTH



Warming Center	
Intakes	0
Housing Placements	
Family Promise	

Date	Families	Individuals
1		
2		
3		
4		
5		
6		
7		
8		
9		
10		
11		
12		
13		
14		
15		
16		
17		
18		
19		
20		
21		
22		
23		
24		
25		
26		
27		
28		
29		
30		
31		

PORTLAND, CITY-WIDE AUGUST 2021 General Assistance Hotels



	Month*	Total
Families with School Aged Children	19	104
Unduplicated GA Hotels	276	1,810

Total Unduplicated GA Hotels are the cases granted General Assistance hotel rooms from April, 2020 through the end of the month being reported.

*Started referral partnership with South Portland Schools in November, 2020.

PORTLAND, CITY-WIDE AUGUST 2021 HOUSING PLACEMENTS BY TYPE

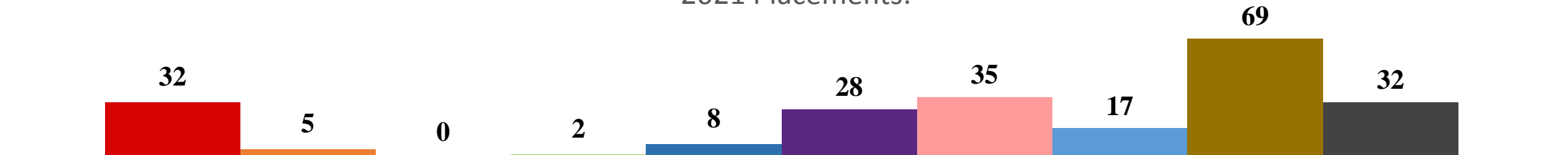
	S+C	BRAP	Sober House	Public Housing	STEP	Family Reunification	Sect. 8/HCV	OTHER	GA	No Subsidy
Through These Doors							1			3
Family Shelter	1	1							4	
Joe Kreisler						2		1*	3	
Milestone				1			1			
Oxford Street (Men)									4	
Oxford Street (Women)	1*					1			1	
Florence House	2					1				1
TOTAL	4	1		1		4	2	1	12	4

*Avesta (OSSW S+C), College Dorm

Distribution of Placements in the Month:



2021 Placements:



PORTLAND, CITY-WIDE AUGUST 2021 SHELTER COUNT BY NIGHT

On August: 22nd
393 individuals
(including families)
were utilizing shelter services in
Portland

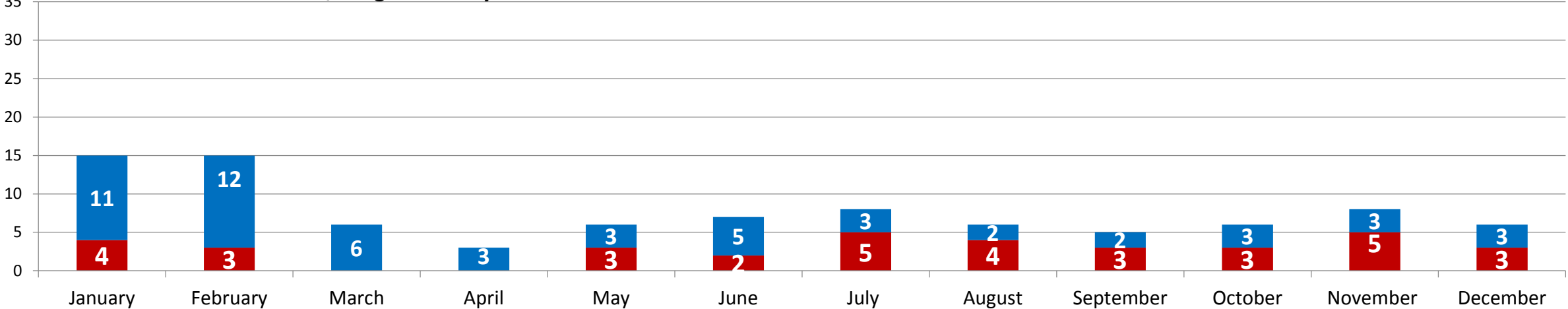
Calendar Day	Through These Doors	Family Shelter	Florence House	Joe Kreisler	Milestone	OSS Beds	OSS Chairs	Total Bed Nights
1	34	73	36	15	30	172	0	360
2	34	74	36	18	29	148	0	339
3	34	73	33	20	28	154	0	342
4	34	65	35	20	29	164	0	347
5	34	67	35	17	31	170	0	354
6	33	67	33	14	31	173	0	351
7	33	67	35	11	30	165	0	341
8	31	67	35	16	33	175	0	357
9	31	67	36	17	35	176	0	362
10	31	69	39	16	33	171	0	359
11	31	69	35	19	28	170	0	352
12	32	72	37	22	39	182	0	384
13	32	72	37	20	33	173	0	367
14	32	72	37	15	34	182	0	372
15	32	72	38	16	32	184	0	374
16	32	72	36	16	31	195	0	382
17	32	72	37	13	32	181	0	367
18	32	76	35	16	30	183	0	372
19	35	79	37	16	32	189	0	388
20	35	82	34	13	30	180	0	374
21	35	82	34	15	30	183	0	379
22	36	82	30	12	39	194	0	393
23	36	82	31	12	33	193	0	387
24	36	82	14	15	29	203	0	379
25	36	79	10	14	28	197	0	364
26	36	76	9	17	35	198	0	371
27	35	76	8	11	31	194	0	355
28	34	76	8	14	31	190	0	353
29	34	76	8	13	31	199	0	361
30	35	76	8	15	34	196	0	364
31	36	79	8	11	36	191	0	361
Total	1,043	2,293	884	479	987	5,625	0	11,311
Avg/night	34	74	29	15	32	181	0	365
Highest	36	82	39	22	39	203	0	393
Lowest	31	65	8	11	28	148	0	339

OXFORD STREET SHELTER & COMMUNITY OVERFLOW HOUSING PLACEMENT DATA

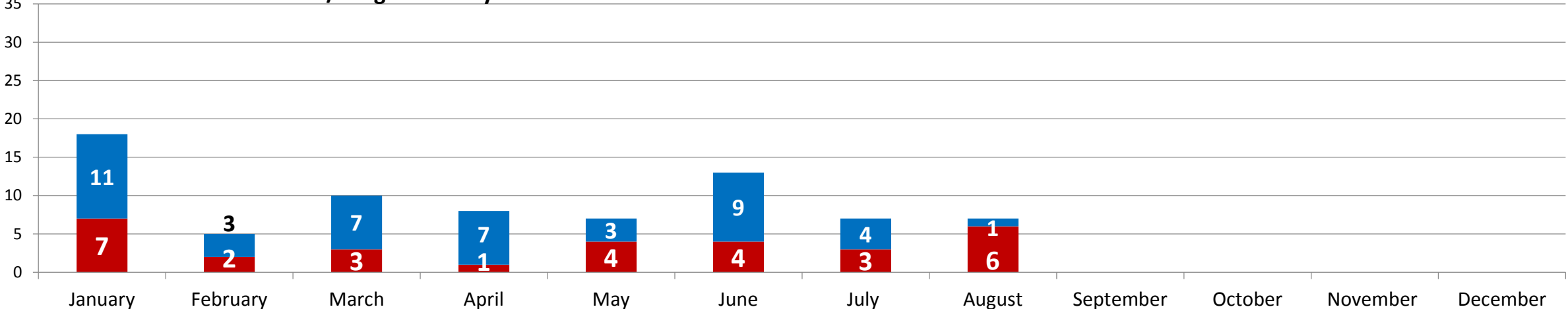
Non-LTS

LTS

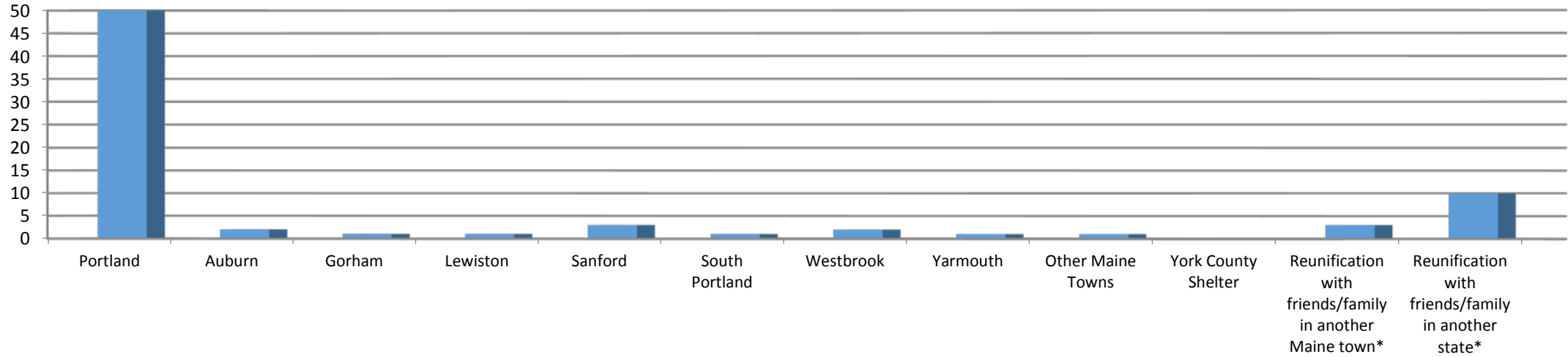
2020 OSS Placements: Non/Long Term Stayer



2021 OSS Placements: Non/Long Term Stayer



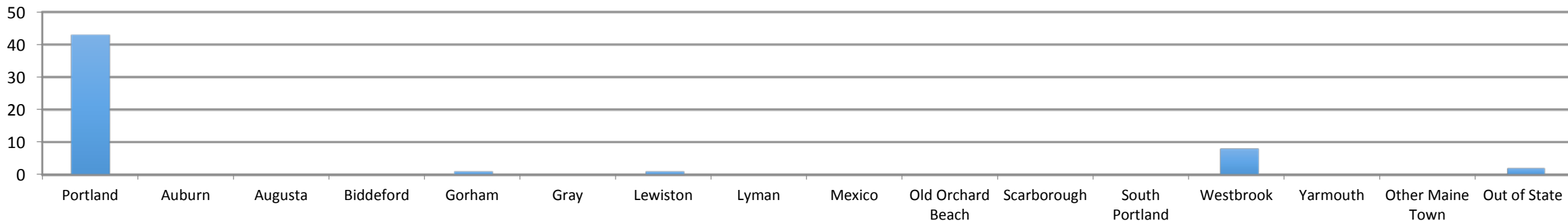
OXFORD STREET SHELTER & COMMUNITY OVERFLOW PERMANENT AND TRANSITIONAL 2021 HOUSING PLACEMENT DATA



	Jan	Feb	Mar	Apr	May	Jun	Jul	Aug	Sep	Oct	Nov	Dec	TOTAL	%
TOTAL HOUSING PLACEMENTS	18	5	10	8	7	13	7	7					75	100%
Portland	12	4	9	4	2	8	5	6					44	66.7%
Auburn				1	1								2	2.7%
Gorham	1												1	1.3%
Lewiston	1												1	1.3%
Sanford						3							3	4.0%
South Portland				1									1	1.3%
Westbrook	1							1					1	2.7%
Yarmouth			1										1	1.3%
Other Maine Towns					1								1	1.3%
York County Shelter														0.0%
Reunification with friends/family in another Maine town*					2		1						3	4.0%
Reunification with friends/family in another state*	3	1		2	1	2	1						10	13.3%

FAMILY SHELTER PERMANENT AND TRANSITIONAL HOUSING PLACEMENT DATA

■ 2021



	Jan	Feb	Mar	Apr	August	Jun	Jul	Aug	Sep	Oct	Nov	Dec	TOTAL	100%
TOTAL HOUSING PLACEMENTS	6	5	9	13	5	4	7	6					55	
Portland	2	5	8	12	5	2	6	3					43	78.2%
Auburn														0.0%
Augusta														0.0%
Biddeford														0.0%
Gorham	1												1	1.8%
Gray														0.0%
Lewiston							1						1	1.8%
Lyman														0.0%
Mexico														0.0%
Old Orchard Beach														0.0%
Scarborough														0.0%
South Portland														0.0%
Westbrook	1		1	1		2		3					8	14.5%
Yarmouth														0.0%
Other Maine Town														0.0%
Out of State	2												2	3.6%