

PORTLAND HOMELESS SHELTERS

Average Total Number of Individuals Residing in Shelters per Night:

	July 2020	July 2021
ADOLESCENTS	8 Individuals	13 Individuals
FAMILIES	156 Individuals 54 Average Families	106 Individuals 37 Average Families
ADULTS	155 Individuals	251 Individuals
Total	319 Individuals	370 Individuals

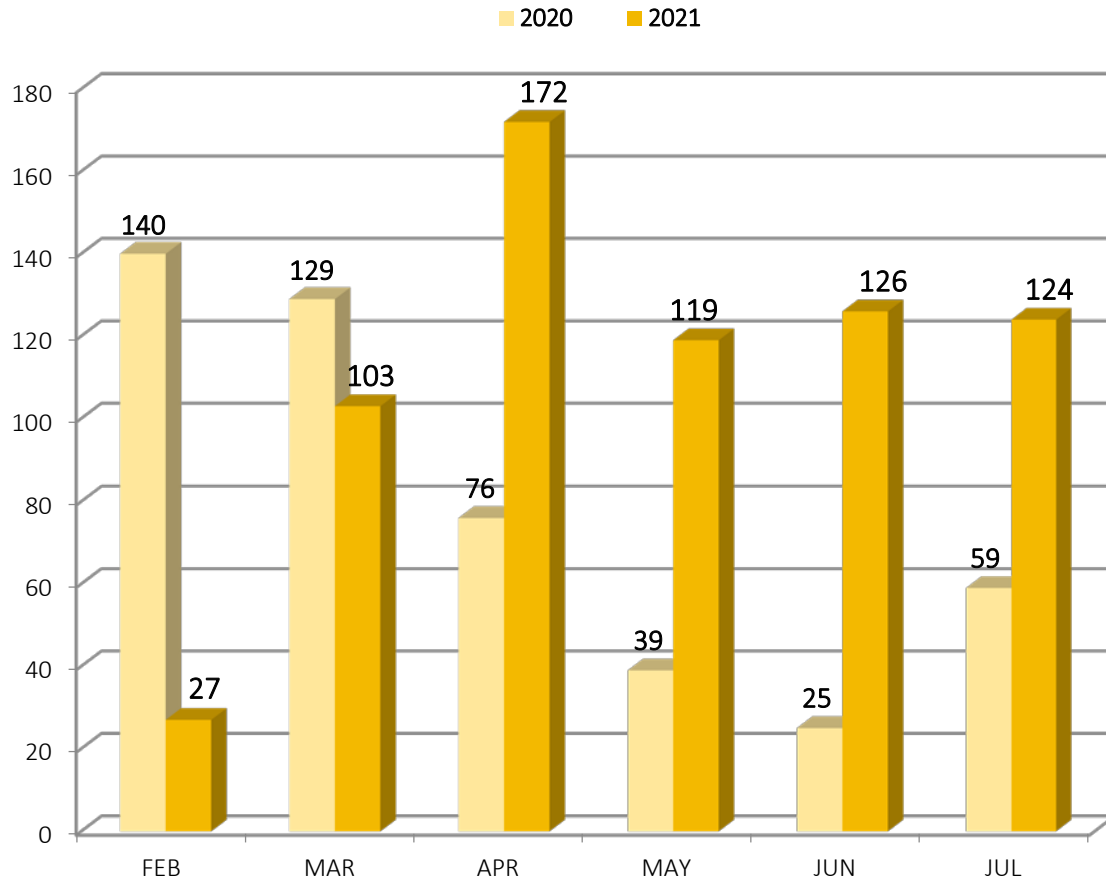
OXFORD STREET SHELTER

JULY 2021

Intakes by Residency

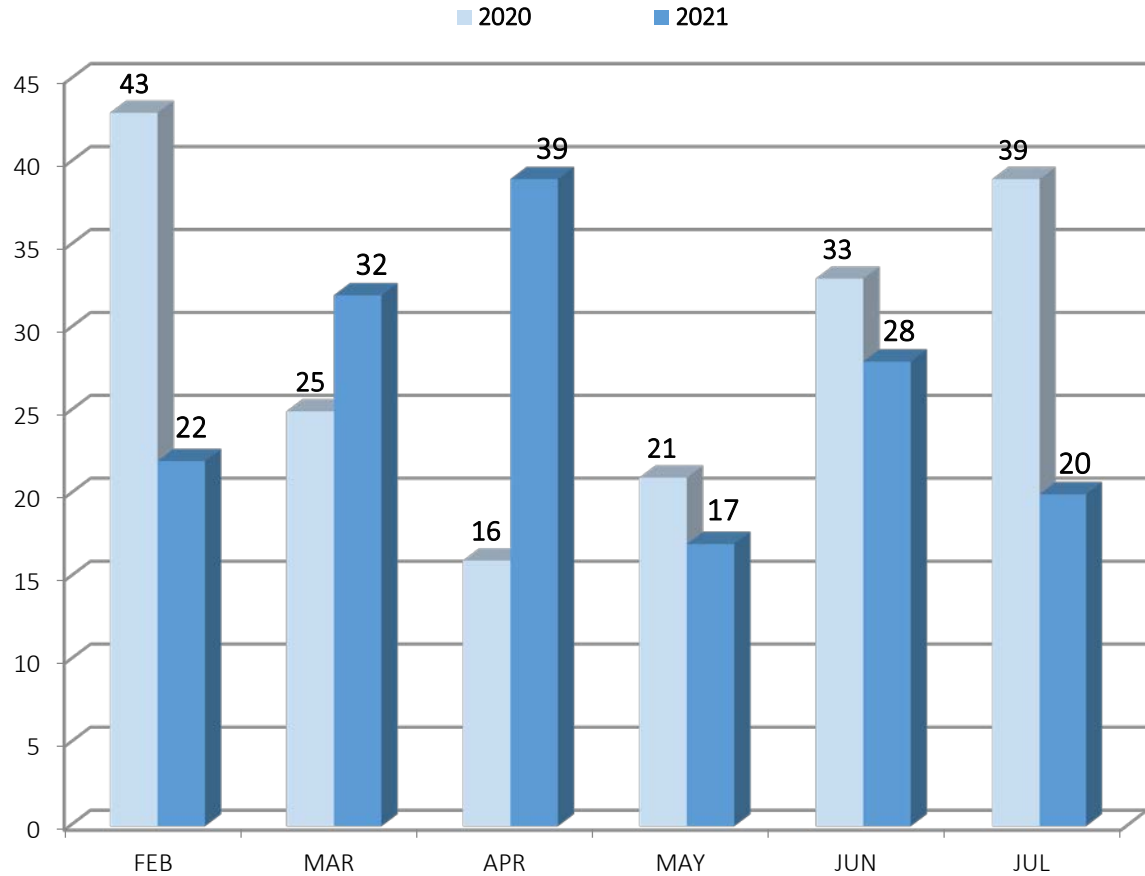
MAINE TOWN					OUT-OF-STATE					OUT-OF-COUNTRY	
Bath	2	Lewiston	3		AR	1	TN	1			
Berwick	1	Raymond	2		CA	2	TX	2			
Biddeford	4	Richmond	1		CT	1	VA	1			
Bridgton	1	South Portland	7		FL	2					
Brunswick	1	Standish	2		GA	1					
Casco	1	Warren	1		IL	2					
Columbia Falls	1	Westbrook	3		KY	1					
Farmington	1	Windham	2		MA	1					
Franklin	1				ND	1					
Gray	1				NH	4					
Holden	1				NY	4					
Houlton	1				PA	2					
MAINE TOWN:	37	OUT-OF-STATE:	26	OUT-OF-COUNTRY:	0	PORTLAND:	25	Unknown:	1	TOTAL:	89

PORTLAND, CITY-WIDE JULY 2021 SHELTER INTAKES BY MONTH



	INTAKES	Pre-COVID Bed Capacity	Current Bed Capacity
Through These Doors	3/9	16	16+ at shelter and hotel overflow
Family Shelter	5/15	146	136
Joe Kreisler	4	24	24
Milestone	14	41	34
Oxford Street (Men)	75	154 at OSS, 75 at PSRC overflow	75 at OSS, 149 at contracted hotel
Oxford Street (Women)	14		
Florence House	9	25 at Shelter, 15 at Safe Haven	25 at Shelter, 15 at Safe Haven
TOTAL	124	496	474+

PORTLAND, CITY-WIDE JULY 2021 HOUSING PLACEMENTS BY MONTH

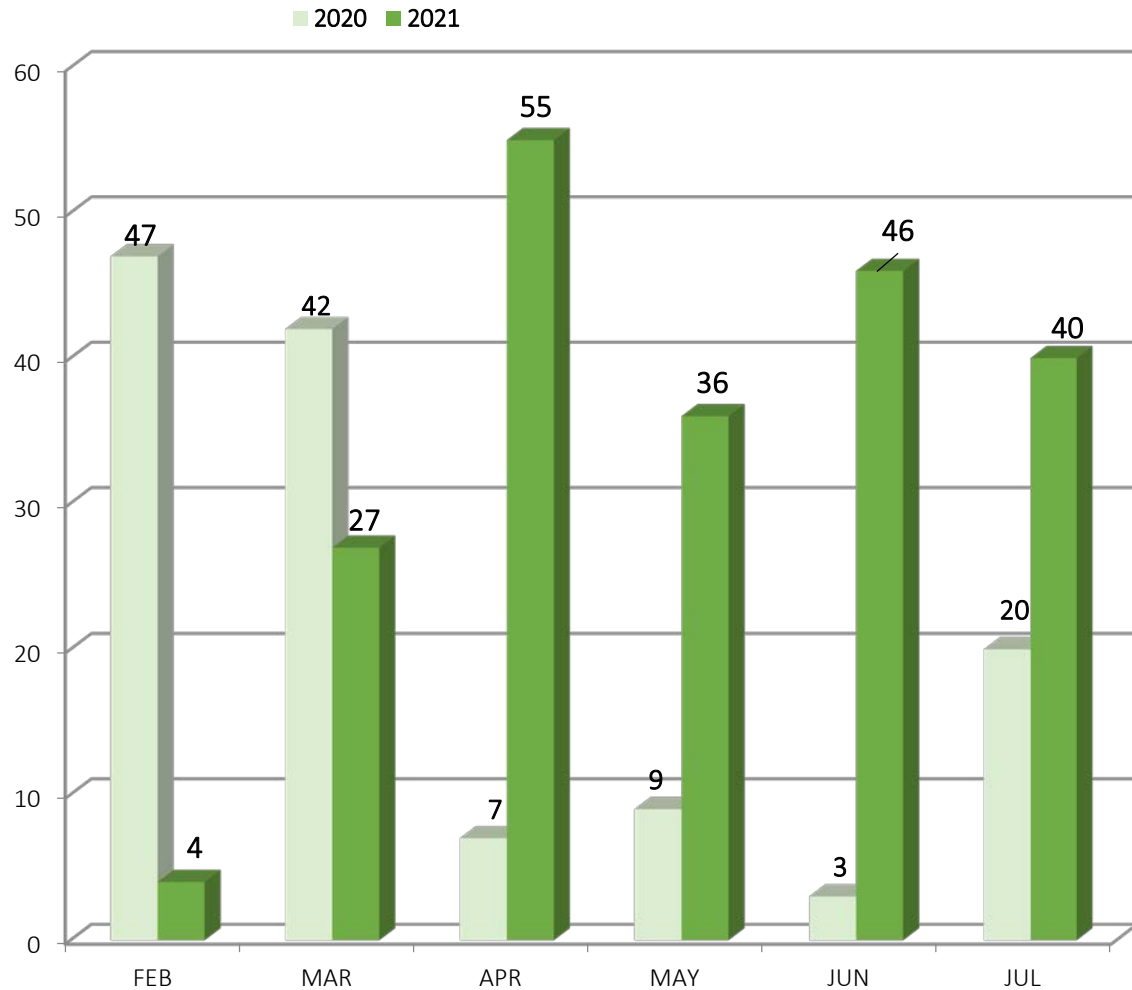


*Starting July, 2013, Oxford Street Shelter shifted prioritization of housing placements to their 30 longest-term stayers.

	TOTAL HOUSING PLACEMENTS	TEMPORARY	PERMANENT
Through These Doors	0		
Family Shelter	7/20		7/20
Joe Kreisler	3		3
Milestone	2		2
Oxford Street (Men)	5		5
Oxford Street (Women)	2		2
Florence House	1		1
TOTAL	20		20

PORTLAND, CITY-WIDE JULY 2021

1st TIME HOMELESSNESS STATISTICS (BASED ON SELF-REPORTING)

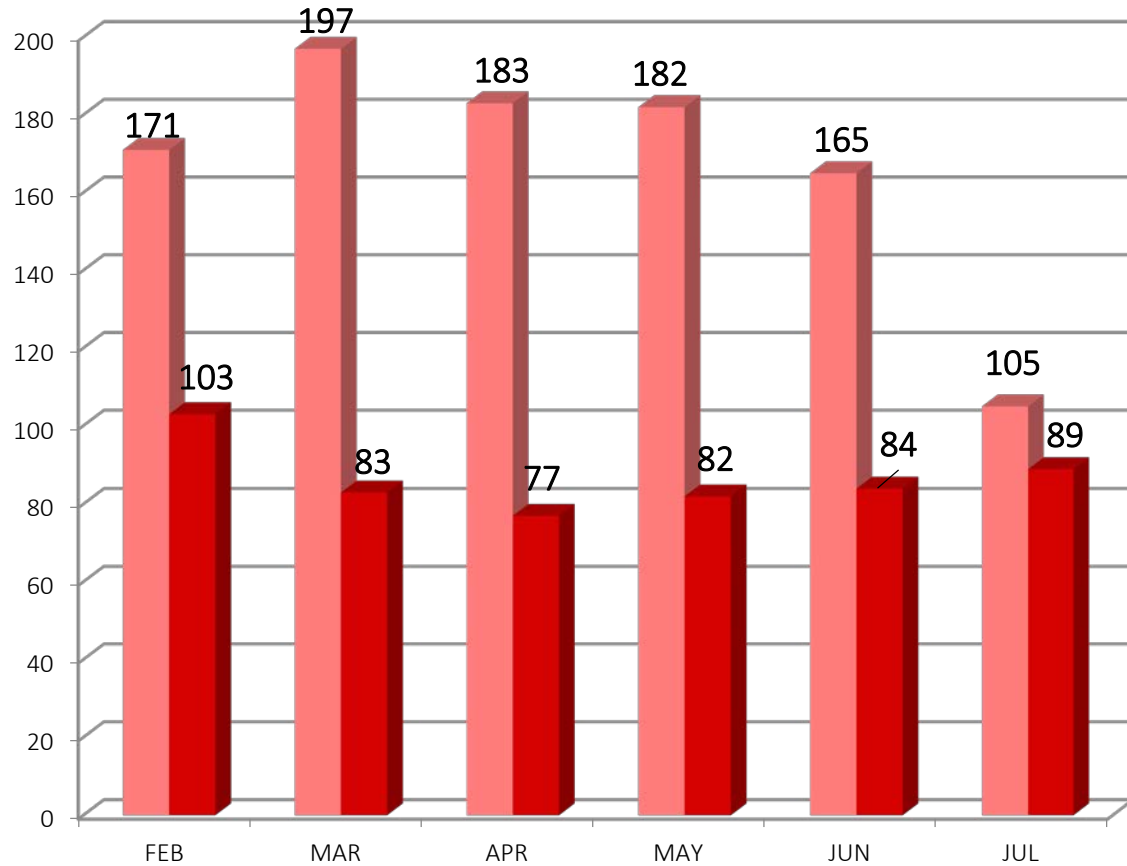


1 ST TIME HOMELESSNESS STATISTICS	1 st Time Homeless Intakes	% of the Shelter's Intakes	% of Total Intake	% of Portland First Time Homeless Intakes
Through These Doors	0	0%	0%	0%
Family Shelter	4/13	80%	3.2%	10%
Joe Kreisler	2	50%	1.6%	5%
Milestone	6	42.8%	4.8%	15%
Oxford Street (Men)	25	33.3%	20.1%	62.5%
Oxford Street (Women)	0	0%	0%	0%
Florence House	3	33.3%	2.4%	7.5%
TOTAL	40		32.1%	100%

PORTLAND, CITY-WIDE JULY 2021 CTOs FROM SHELTER

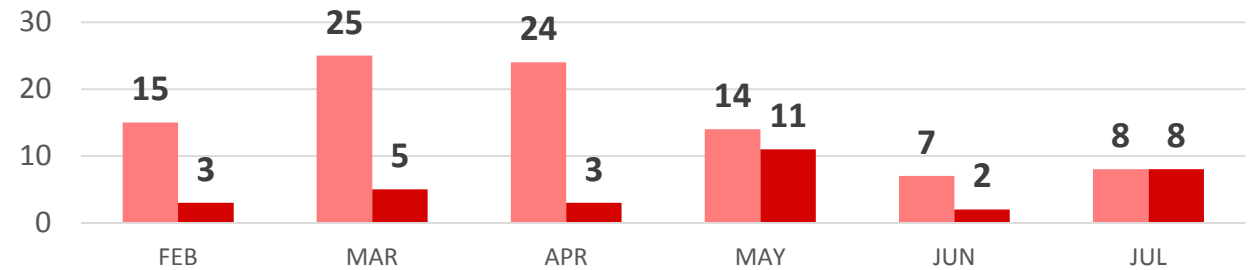
Total Current CTOs

2020 2021

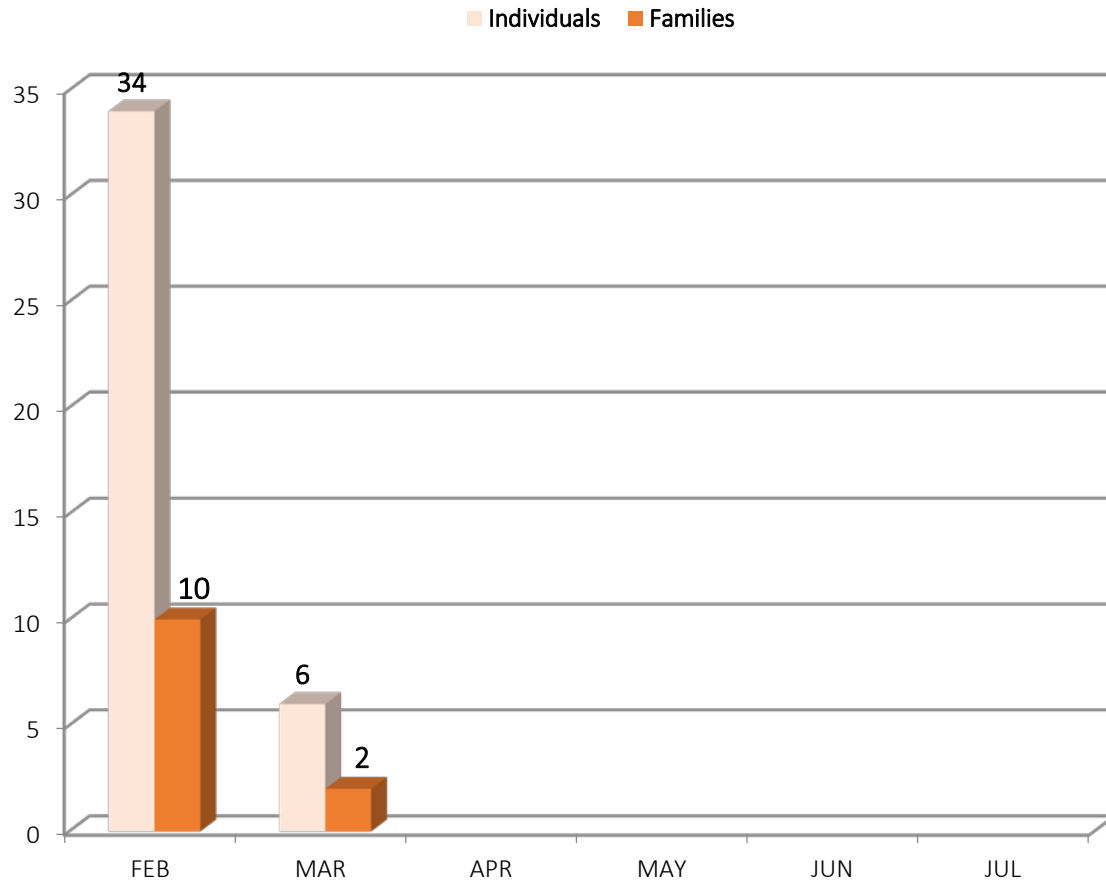


CTO STATISTICS	CTOs in the Month	Medical Restrictions in Month	Current CTOs
Family Shelter	0		0
Joe Kreisler	2		2
Milestone	0		14
Oxford Street Shelter	6		70
Florence House	0		3
TOTAL	8	0	89

CTOs Issued in the Month



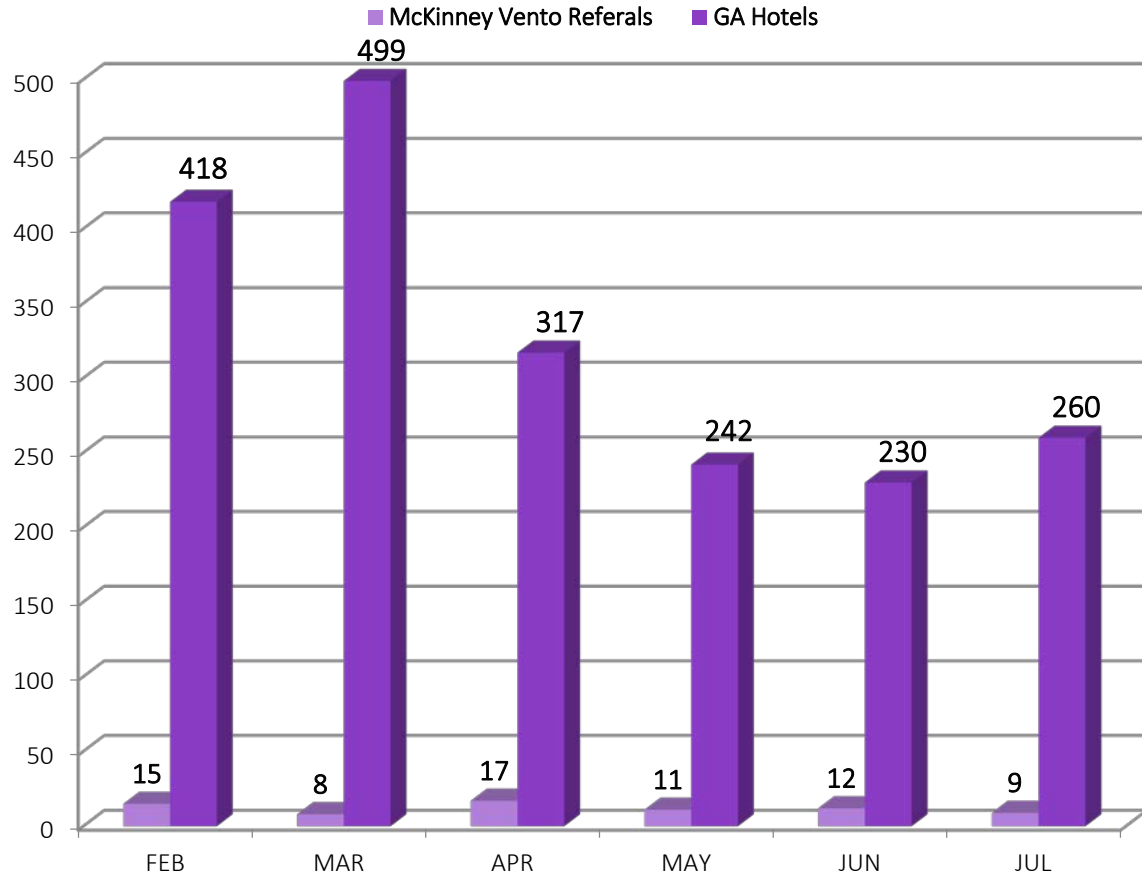
PORTLAND, CITY-WIDE JULY 2021 WARMING CENTER STATISTICS BY MONTH



Warming Center	
Intakes	0
Housing Placements	
Family Promise	

Date	Families	Individuals
1		
2		
3		
4		
5		
6		
7		
8		
9		
10		
11		
12		
13		
14		
15		
16		
17		
18		
19		
20		
21		
22		
23		
24		
25		
26		
27		
28		
29		
30		
31		

PORTLAND, CITY-WIDE JULY 2021 General Assistance Hotels



	Month*	Total
Families with School Aged Children	9	85
Unduplicated GA Hotels	260	1,735

Total Unduplicated GA Hotels are the cases granted General Assistance hotel rooms from April, 2020 through the end of the month being reported.

*Started referral partnership with South Portland Schools in November, 2020.

PORTLAND, CITY-WIDE JULY 2021 HOUSING PLACEMENTS BY TYPE

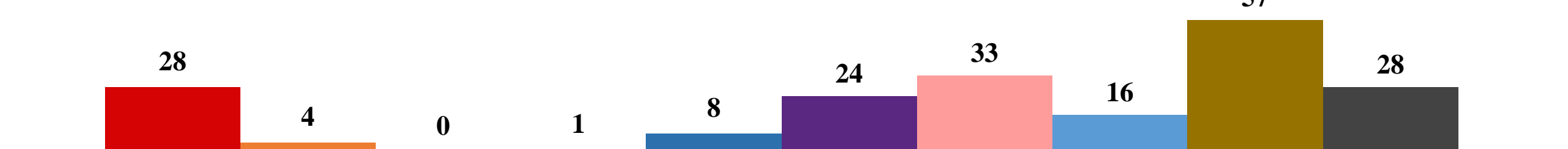
	S+C	BRAP	Sober House	Public Housing	STEP	Family Reunification	Sect. 8/HCV	OTHER	GA	No Subsidy
Through These Doors										
Family Shelter						1			6	
Joe Kreisler									2	1
Milestone							1			1
Oxford Street (Men)						2	1		2	
Oxford Street (Women)						1	1			
Florence House	1									
TOTAL	1					4	3		10	2

*

Distribution of Placements in the Month:



2021 Placements:



PORTLAND, CITY-WIDE JULY 2021 SHELTER COUNT BY NIGHT

On July: 8th
391 individuals
(including families)
were utilizing shelter services in
Portland

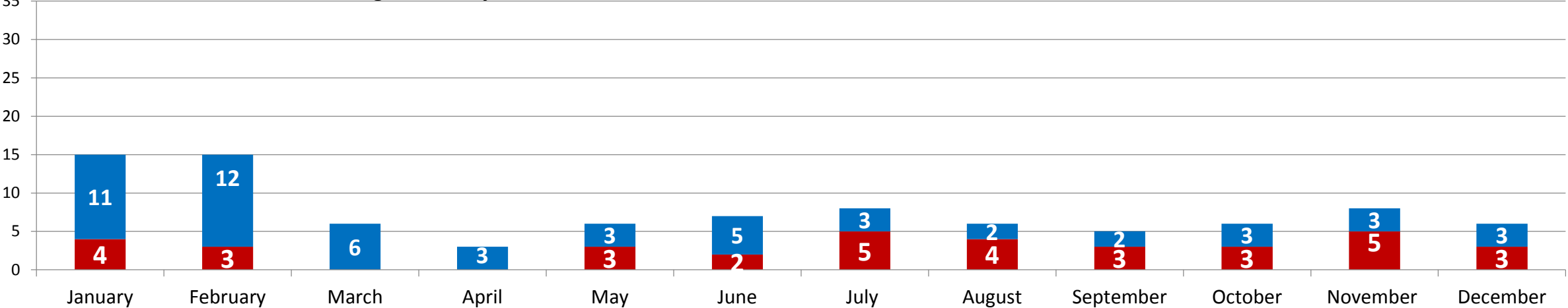
Calendar Day	Through These Doors	Family Shelter	Florence House	Joe Kreisler	Milestone	OSS Beds	OSS Chairs	Total Bed Nights
1	25	80	35	13	27	182	0	362
2	25	77	35	12	35	181	0	365
3	25	75	33	9	42	183	0	367
4	25	75	36	11	40	188	0	375
5	25	75	35	11	41	183	0	370
6	28	75	34	14	36	191	0	378
7	28	75	36	12	35	184	0	370
8	28	69	35	17	40	202	0	391
9	32	69	36	13	41	186	0	377
10	32	69	33	12	26	179	0	351
11	32	66	34	12	39	172	0	355
12	32	71	32	13	33	178	0	359
13	32	74	36	15	36	183	0	376
14	32	74	34	13	30	183	0	366
15	32	74	33	16	35	184	0	374
16	32	74	34	14	36	175	0	365
17	32	74	36	10	37	169	0	358
18	32	74	37	13	40	184	0	380
19	32	76	37	15	33	182	0	375
20	32	78	38	12	36	173	0	369
21	32	78	37	13	33	180	0	373
22	32	78	39	14	37	175	0	375
23	32	78	39	12	34	180	0	375
24	32	78	39	11	34	178	0	372
25	32	78	40	16	37	168	0	371
26	32	75	38	16	33	176	0	370
27	32	78	36	15	35	182	0	378
28	37	78	34	16	31	178	0	374
29	34	75	36	15	41	179	0	380
30	34	75	36	15	36	169	0	365
31	34	75	33	13	32	168	0	355
Total	956	2,320	1,106	413	1,101	5,575	0	11,471
Avg/night	31	75	36	13	36	180	0	370
Highest	37	80	40	17	42	202	0	391
Lowest	25	66	32	9	26	168	0	351

OXFORD STREET SHELTER & COMMUNITY OVERFLOW HOUSING PLACEMENT DATA

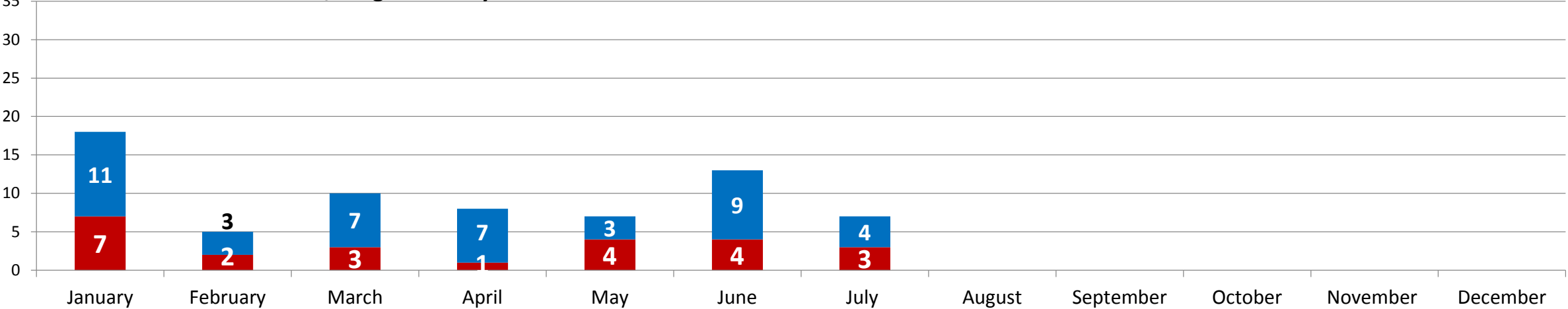
Non-LTS

LTS

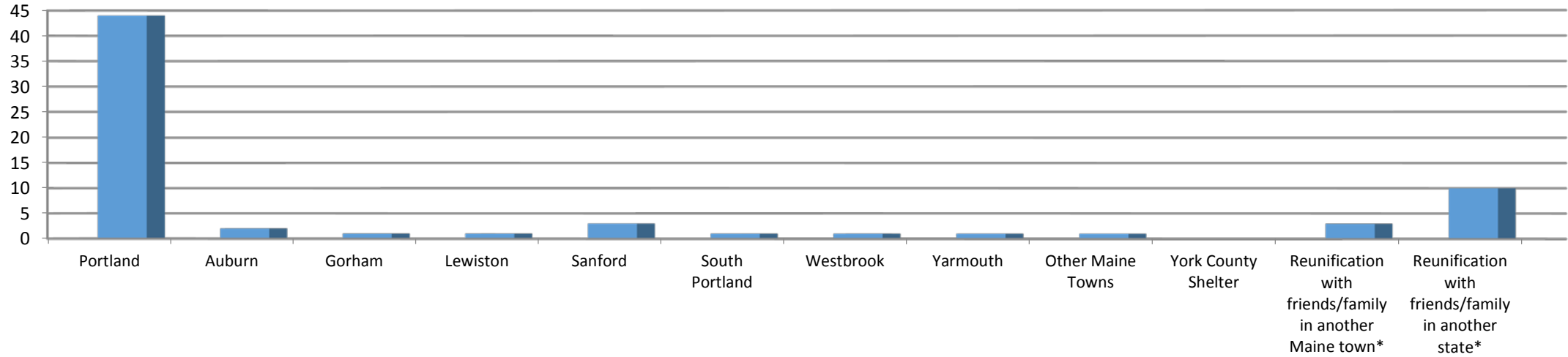
2020 OSS Placements: Non/Long Term Stayer



2021 OSS Placements: Non/Long Term Stayer



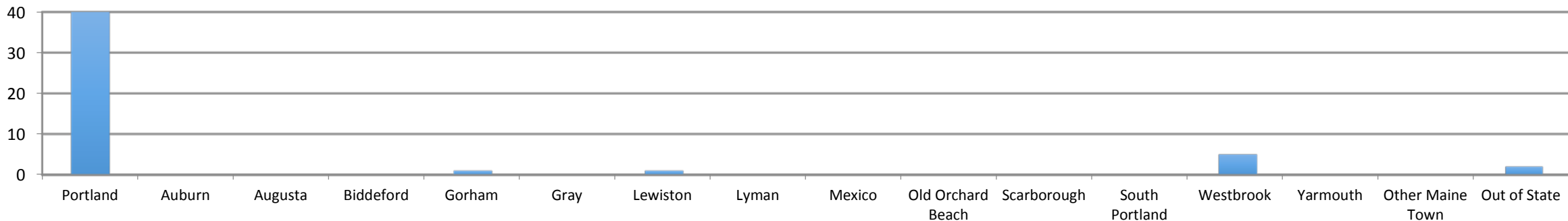
OXFORD STREET SHELTER & COMMUNITY OVERFLOW PERMANENT AND TRANSITIONAL 2021 HOUSING PLACEMENT DATA



	Jan	Feb	Mar	Apr	May	Jun	Jul	Aug	Sep	Oct	Nov	Dec	TOTAL	%
TOTAL HOUSING PLACEMENTS	18	5	10	8	7	13	7						68	100%
Portland	12	4	9	4	2	8	5						44	64.7%
Auburn				1	1								2	2.9%
Gorham	1												1	1.5%
Lewiston	1												1	1.5%
Sanford						3							3	4.4%
South Portland				1									1	1.5%
Westbrook	1												1	1.5%
Yarmouth			1										1	1.5%
Other Maine Towns					1								1	1.5%
York County Shelter														0.0%
Reunification with friends/family in another Maine town*					2		1						3	4.4%
Reunification with friends/family in another state*	3	1		2	1	2	1						10	14.7%

FAMILY SHELTER PERMANENT AND TRANSITIONAL HOUSING PLACEMENT DATA

■ 2021



	Jan	Feb	Mar	Apr	July	Jun	Jul	Aug	Sep	Oct	Nov	Dec	TOTAL	100%
TOTAL HOUSING PLACEMENTS	6	5	9	13	5	4	7						49	
Portland	2	5	8	12	5	2	6						40	81.6%
Auburn														0.0%
Augusta														0.0%
Biddeford														0.0%
Gorham	1												1	2.0%
Gray														0.0%
Lewiston							1						1	2.0%
Lyman														0.0%
Mexico														0.0%
Old Orchard Beach														0.0%
Scarborough														0.0%
South Portland														0.0%
Westbrook	1		1	1		2							5	10.2%
Yarmouth														0.0%
Other Maine Town														0.0%
Out of State	2												2	4.1%