

**PORTLAND HOMELESS SHELTERS**  
**Average Total Number of Individuals Residing in Shelters per Night:**

	<b>June 2020</b>	<b>June 2021</b>
<b>ADOLESCENTS</b>	9 Individuals	15 Individuals
<b>FAMILIES</b>	194 Individuals 66 Average Families	108 Individuals 38 Average Families
<b>ADULTS</b>	174 Individuals	234 Individuals
<b>Total</b>	<b>377 Individuals</b>	<b>357 Individuals</b>

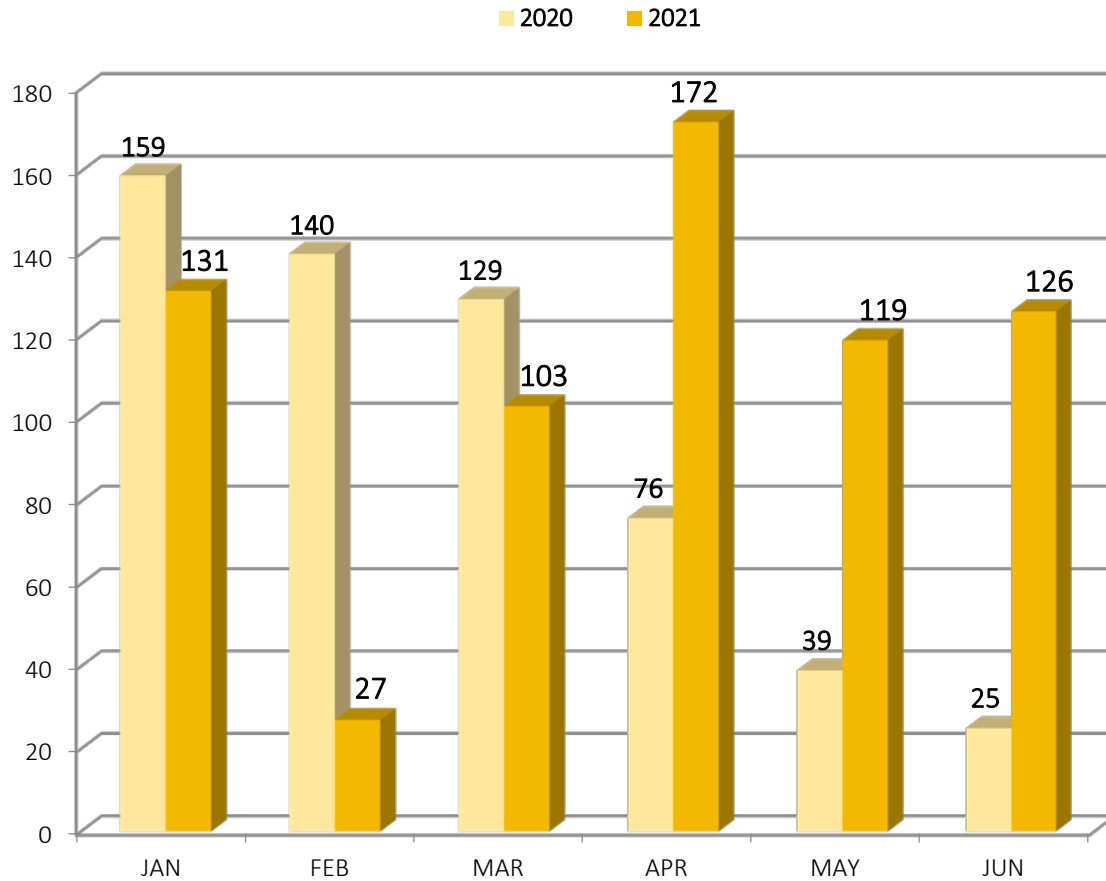
# OXFORD STREET SHELTER

## JUNE 2021

### Intakes by Residency

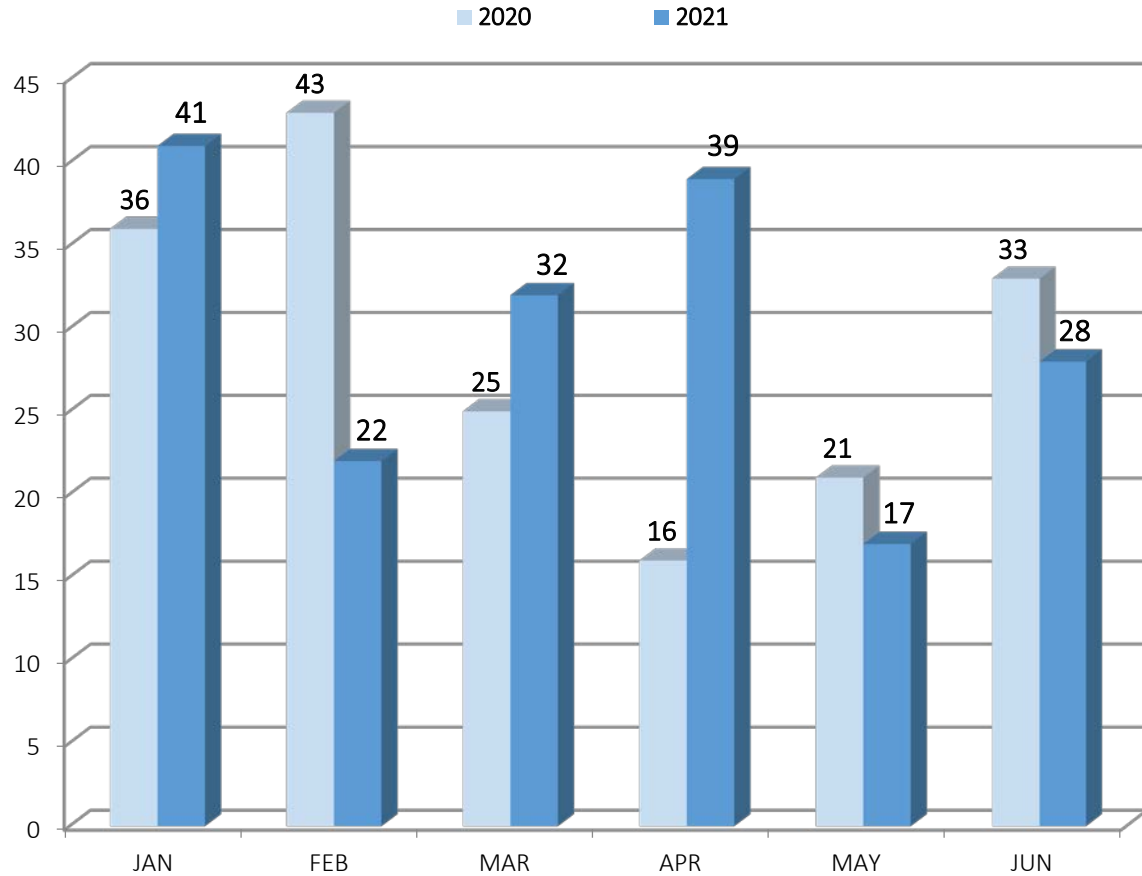
MAINE TOWN					OUT-OF-STATE					OUT-OF-COUNTRY	
Auburn	3	Warren	3		CA	3	PA	1		DRC	2
Augusta	1	Westbrook	6		CO	1	RI	2			
Bangor	3				CT	2	TX	7			
Berwick	1				FL	1	VA	2			
Biddeford	2				GA	1	WA	1			
Caribou	1				LA	1	WI	2			
Lewiston	3				MA	4					
Litchfield	1				NC	1					
Naples	1				NH	4					
Saco	3				NM	1					
Sanford	2				NY	2					
South Portland	10				OK	1					
<b>MAINE TOWN:</b>	<b>40</b>	<b>OUT-OF-STATE:</b>	<b>37</b>	<b>OUT-OF-COUNTRY:</b>	<b>2</b>	<b>PORTLAND:</b>	<b>16</b>	<b>Unknown:</b>		<b>TOTAL:</b>	<b>95</b>

# PORTLAND, CITY-WIDE JUNE 2021 SHELTER INTAKES BY MONTH



	INTAKES	Pre-COVID Bed Capacity	Current Bed Capacity
Through These Doors	2/3	16	16+ at shelter and hotel overflow
Family Shelter	3/11	146	136
Joe Kreisler	9	24	24
Milestone	6	41	34
Oxford Street (Men)	75	154 at OSS, 75 at PSRC overflow	75 at OSS, 149 at contracted hotel
Oxford Street (Women)	20		
Florence House	11	25 at Shelter, 15 at Safe Haven	25 at Shelter, 15 at Safe Haven
<b>TOTAL</b>	<b>126</b>	<b>496</b>	<b>474+</b>

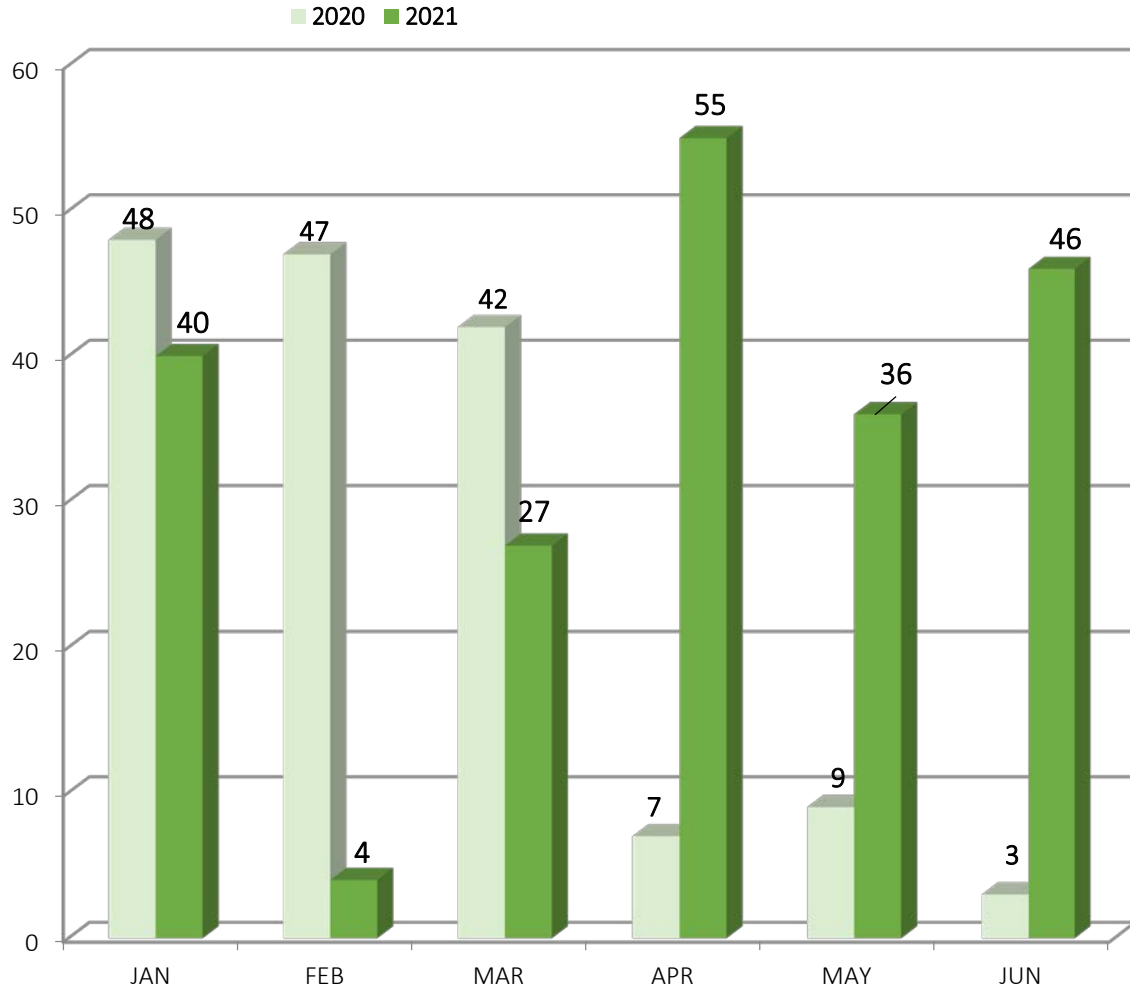
# PORTLAND, CITY-WIDE JUNE 2021 HOUSING PLACEMENTS BY MONTH



\*Starting June, 2013, Oxford Street Shelter shifted prioritization of housing placements to their 30 longest-term stayers.

	TOTAL HOUSING PLACEMENTS	TEMPORARY	PERMANENT
Through These Doors	3/6		3/6
Family Shelter	4/15		4/15
Joe Kreisler	1		1
Milestone	2		2
Oxford Street (Men)	11		11
Oxford Street (Women)	2		2
Florence House	5	1	4
<b>TOTAL</b>	<b>28</b>	<b>1</b>	<b>27</b>

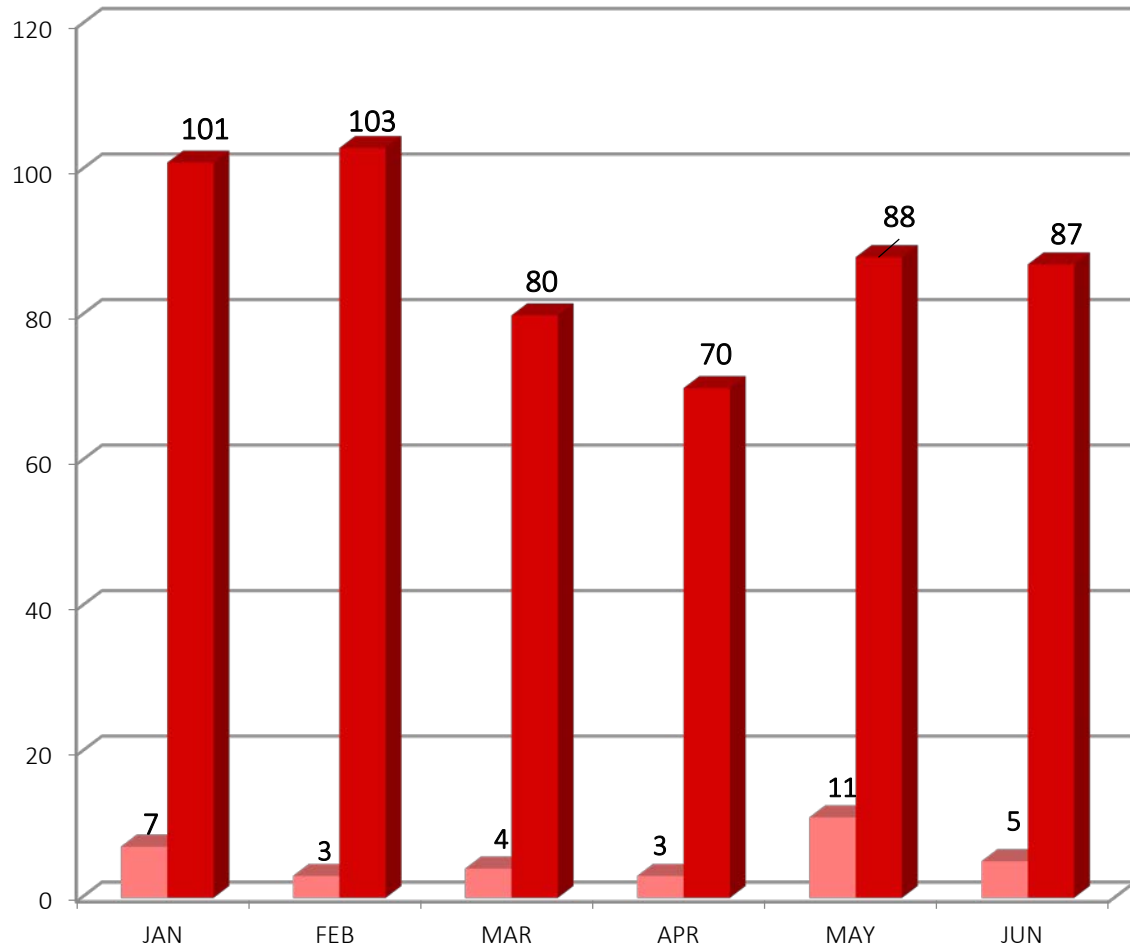
# PORTLAND, CITY-WIDE JUNE 2021 1st TIME HOMELESSNESS STATISTICS (BASED ON SELF-REPORTING)



1 <sup>ST</sup> TIME HOMELESSNESS STATISTICS	1 <sup>st</sup> Time Homeless Intakes	% of Total Intake	% of Total First Time Homeless Intakes
Through These Doors	1/2	0.8%	2.2%
Family Shelter	2/9	1.6%	4.3%
Joe Kreisler	5	4%	10.8%
Milestone	2	1.6%	4.3%
Oxford Street (Men)	23	18%	50%
Oxford Street (Women)	9	7%	19.6%
Florence House	4	3%	8.7%
<b>TOTAL</b>	<b>46</b>	<b>36.5%</b>	<b>100%</b>

# PORTLAND, CITY-WIDE JUNE 2021 CTOs FROM SHELTER

Monthly Current

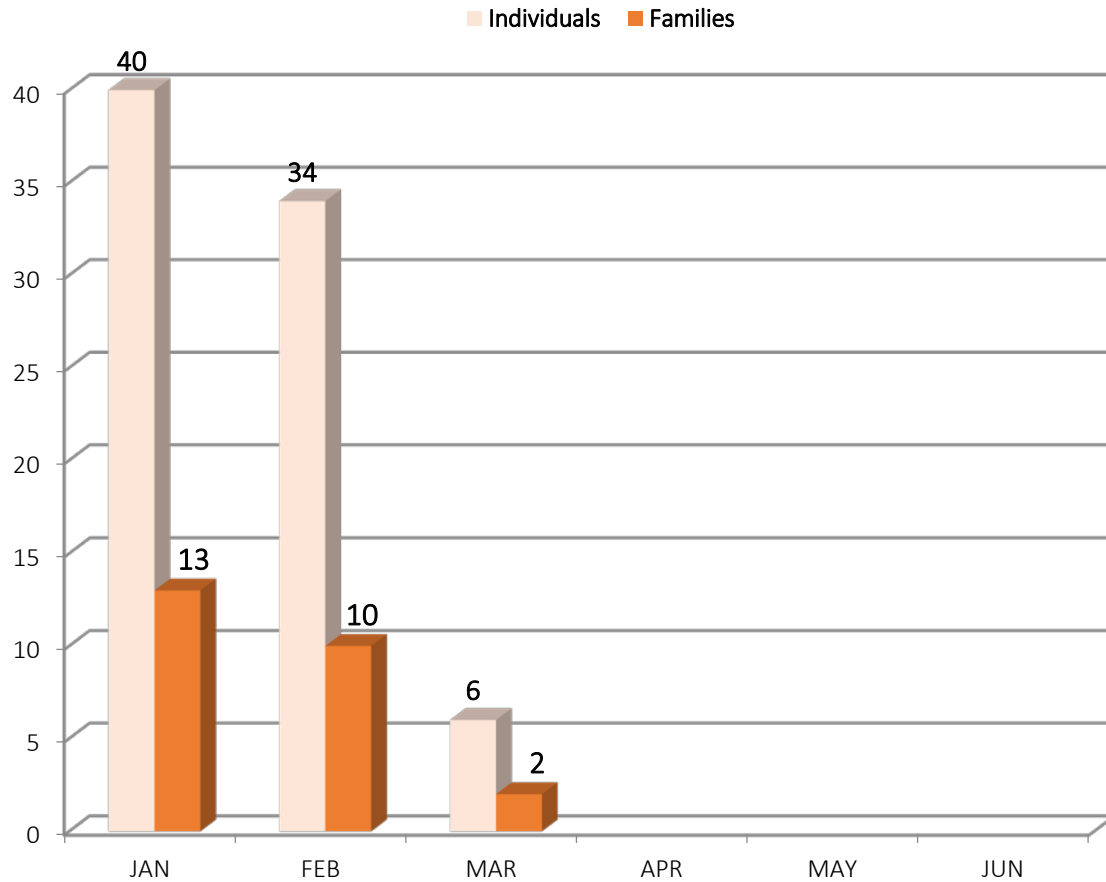


CTO STATISTICS	CTOs in the Month	Medical Restrictions by Month	Current CTOs
Family Shelter	0		0
Joe Kreisler	1		1
Milestone	1		14
Oxford Street Shelter	2		69
Florence House	1		3
<b>TOTAL</b>	<b>5</b>		<b>87</b>

Monthly Medical Restrictions:



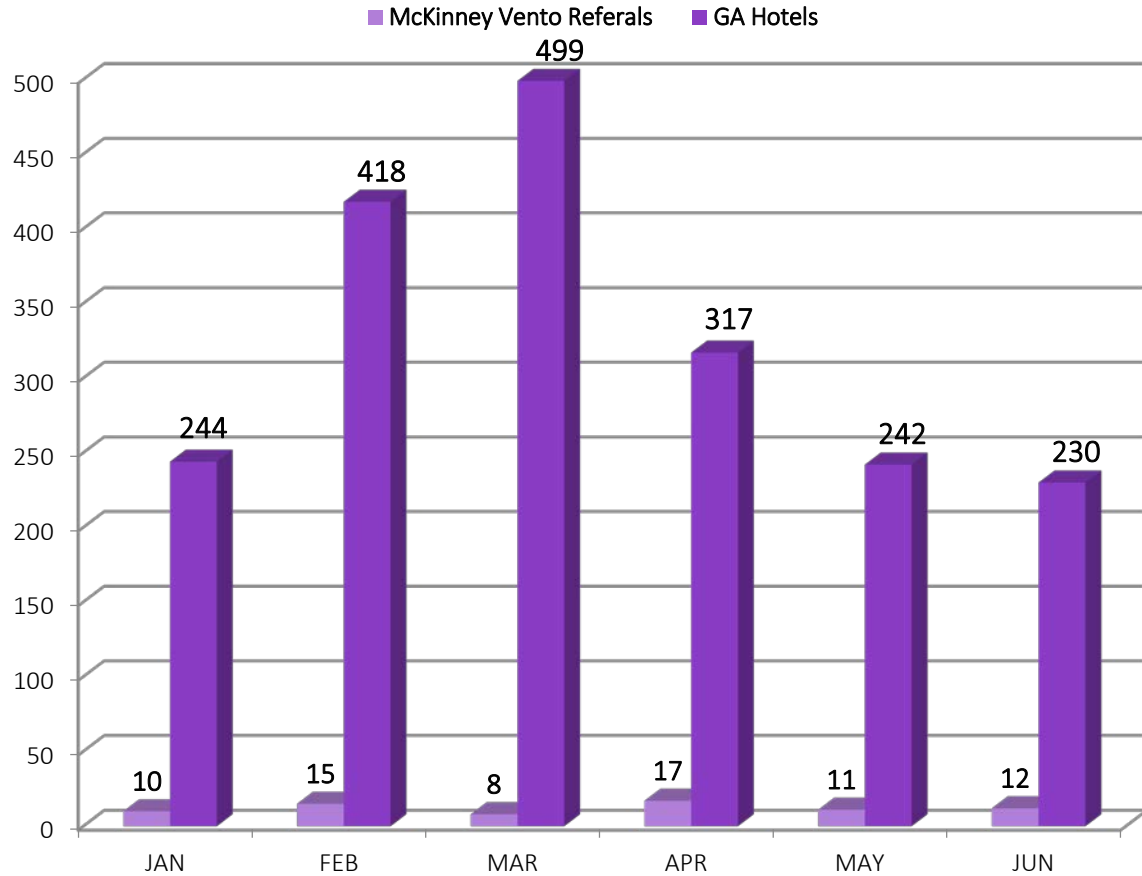
# PORTLAND, CITY-WIDE JUNE 2021 WARMING CENTER STATISTICS BY MONTH



<b>Warming Center</b>	
<b>Intakes</b>	0
<b>Housing Placements</b>	
<b>Family Promise</b>	

Date	Families	Individuals
1		
2		
3		
4		
5		
6		
7		
8		
9		
10		
11		
12		
13		
14		
15		
16		
17		
18		
19		
20		
21		
22		
23		
24		
25		
26		
27		
28		
29		
30		
31		

# PORTLAND, CITY-WIDE JUNE 2021 General Assistance Hotels



	Month*	Total
Families with School Aged Children	12	76
Unduplicated GA Hotels	230	1,666

Total Unduplicated GA Hotels are the cases granted General Assistance hotel rooms from April, 2020 through the end of the month being reported.

\*Started referral partnership with South Portland Schools in November, 2020.



# PORTLAND, CITY-WIDE JUNE 2021 HOUSING PLACEMENTS BY TYPE

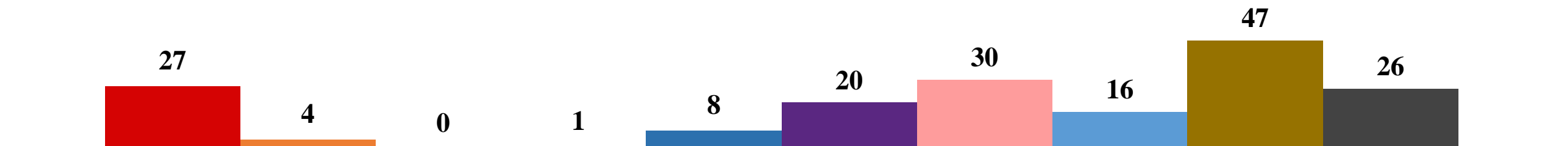
	S+C	BRAP	Sober House	Public Housing	STEP	Family Reunification	Sect. 8/HCV	OTHER	GA	No Subsidy
Through These Doors							2			1
Family Shelter									4	
Joe Kreisler					1					
Milestone							2			
Oxford Street (Men)					1	2	3		3	2
Oxford Street (Women)							1	1*		
Florence House	2					1		1*		1
<b>TOTAL</b>	<b>2</b>				<b>2</b>	<b>3</b>	<b>8</b>	<b>2</b>	<b>7</b>	<b>4</b>

\*1 Avesta, 1 PNMI

Distribution of Placements in the Month:



2021 Placements:



# PORTLAND, CITY-WIDE JUNE 2021 SHELTER COUNT BY NIGHT

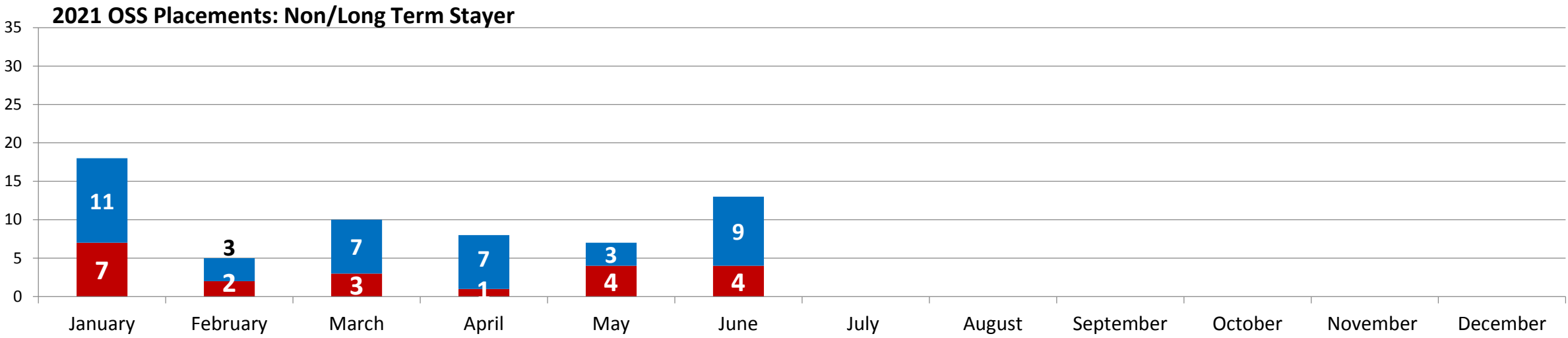
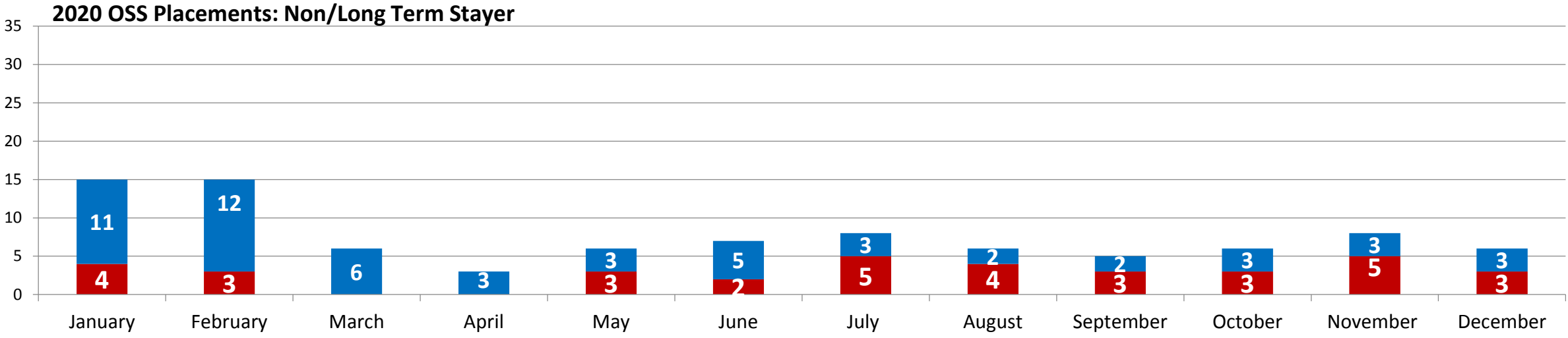
On June: 22nd  
385 individuals  
*(including families)*  
were utilizing shelter services in  
Portland

Calendar Day	Through These Doors	Family Shelter	Florence House	Joe Kreisler	Milestone	OSS Beds	OSS Chairs	Total Bed Nights
1	28	83	38	12	26	151	0	338
2	28	83	35	13	30	159	0	348
3	29	85	34	17	25	150	0	340
4	28	82	34	14	22	159	0	339
5	28	82	33	12	20	155	0	330
6	28	82	31	14	23	168	0	346
7	28	78	32	14	26	171	0	349
8	28	78	33	16	27	171	0	353
9	28	78	30	16	27	164	0	343
10	28	78	33	14	32	172	0	357
11	27	81	32	14	34	165	0	353
12	27	81	32	11	30	169	0	350
13	27	81	32	15	36	176	0	367
14	27	81	31	14	38	181	0	372
15	27	81	32	15	34	162	0	351
16	27	83	31	14	33	175	0	363
17	27	83	34	16	34	173	0	367
18	27	83	33	16	36	174	0	369
19	25	83	34	13	33	181	0	369
20	25	83	35	13	30	178	0	364
21	25	83	36	15	39	174	0	372
22	25	83	35	17	44	181	0	385
23	25	83	36	18	33	179	0	374
24	25	83	34	17	34	165	0	358
25	25	80	34	18	30	174	0	361
26	25	80	35	15	33	168	0	356
27	25	80	35	18	32	175	0	365
28	25	80	35	19	31	167	0	357
29	24	80	34	17	37	173	0	365
30	24	80	33	17	32	171	0	357
<b>Total</b>	<b>795</b>	<b>2,441</b>	<b>1,006</b>	<b>454</b>	<b>941</b>	<b>5,081</b>	<b>0</b>	<b>10,718</b>
<b>Avg/night</b>	<b>27</b>	<b>81</b>	<b>34</b>	<b>15</b>	<b>31</b>	<b>169</b>	<b>0</b>	<b>357</b>
<b>Highest</b>	<b>29</b>	<b>85</b>	<b>38</b>	<b>19</b>	<b>44</b>	<b>181</b>	<b>0</b>	<b>385</b>
<b>Lowest</b>	<b>24</b>	<b>78</b>	<b>30</b>	<b>11</b>	<b>20</b>	<b>150</b>	<b>0</b>	<b>330</b>

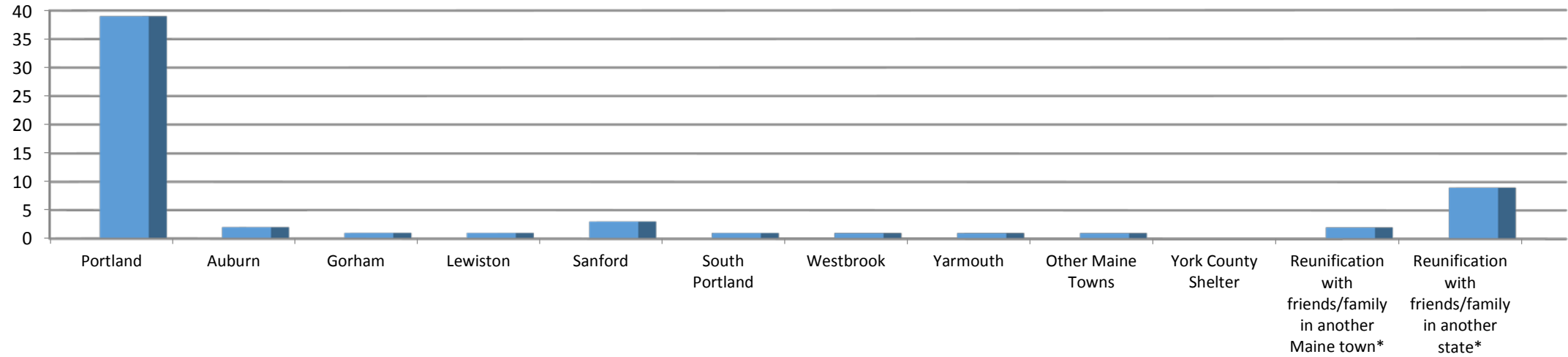
# OXFORD STREET SHELTER & COMMUNITY OVERFLOW HOUSING PLACEMENT DATA

■ Non-LTS

■ LTS



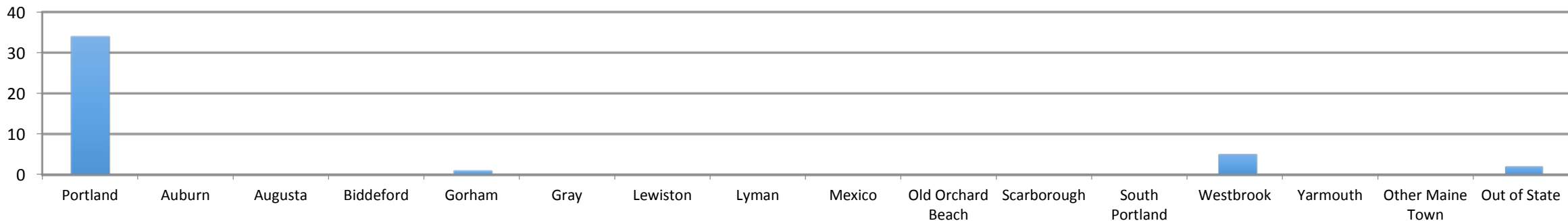
# OXFORD STREET SHELTER & COMMUNITY OVERFLOW PERMANENT AND TRANSITIONAL 2021 HOUSING PLACEMENT DATA



	Jan	Feb	Mar	Apr	May	Jun	Jul	Aug	Sep	Oct	Nov	Dec	TOTAL	%
<b>TOTAL HOUSING PLACEMENTS</b>	<b>18</b>	<b>5</b>	<b>10</b>	<b>8</b>	<b>7</b>	<b>13</b>							<b>48</b>	<b>100%</b>
Portland	12	4	9	4	2	8							39	63.9%
Auburn				1	1								2	3.3%
Gorham	1												1	1.6%
Lewiston	1												1	1.6%
Sanford						3							3	4.9%
South Portland				1									1	1.6%
Westbrook	1												1	1.6%
Yarmouth			1										1	1.6%
Other Maine Towns					1								1	1.6%
York County Shelter														0.0%
Reunification with friends/family in another Maine town*					2								2	3.3%
Reunification with friends/family in another state*	3	1		2	1	2							9	14.8%

# FAMILY SHELTER PERMANENT AND TRANSITIONAL HOUSING PLACEMENT DATA

■ 2021



	Jan	Feb	Mar	Apr	June	Jun	Jul	Aug	Sep	Oct	Nov	Dec	TOTAL	100%
<b>TOTAL HOUSING PLACEMENTS</b>	<b>6</b>	<b>5</b>	<b>9</b>	<b>13</b>	<b>5</b>	<b>4</b>							<b>38</b>	
Portland	2	5	8	12	5	2							34	84.2%
Auburn														0.0%
Augusta														0.0%
Biddeford														0.0%
Gorham	1												1	2.6%
Gray														0.0%
Lewiston														0.0%
Lyman														0.0%
Mexico														0.0%
Old Orchard Beach														0.0%
Scarborough														0.0%
South Portland														0.0%
Westbrook	1		1	1		2							5	7.9%
Yarmouth														0.0%
Other Maine Town														0.0%
Out of State	2												2	5.3%