

PORTLAND HOMELESS SHELTERS

Average Total Number of Individuals Residing in Shelters per Night:

	May 2020	May 2021
ADOLESCENTS	10 Individuals	13 Individuals
FAMILIES	212 Individuals 74 Average Families	102 Individuals 36 Average Families
ADULTS	200 Individuals	232 Individuals
Total	422 Individuals	347 Individuals

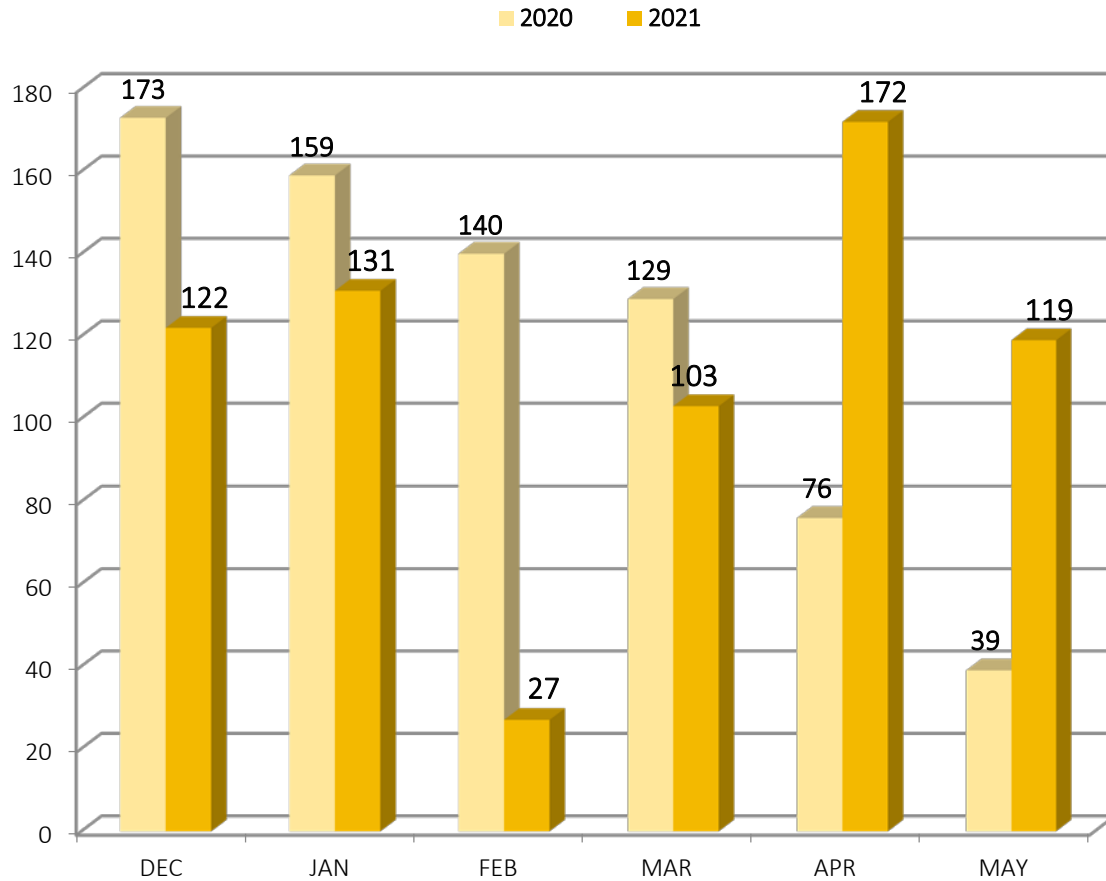
OXFORD STREET SHELTER

MAY 2021

Intakes by Residency

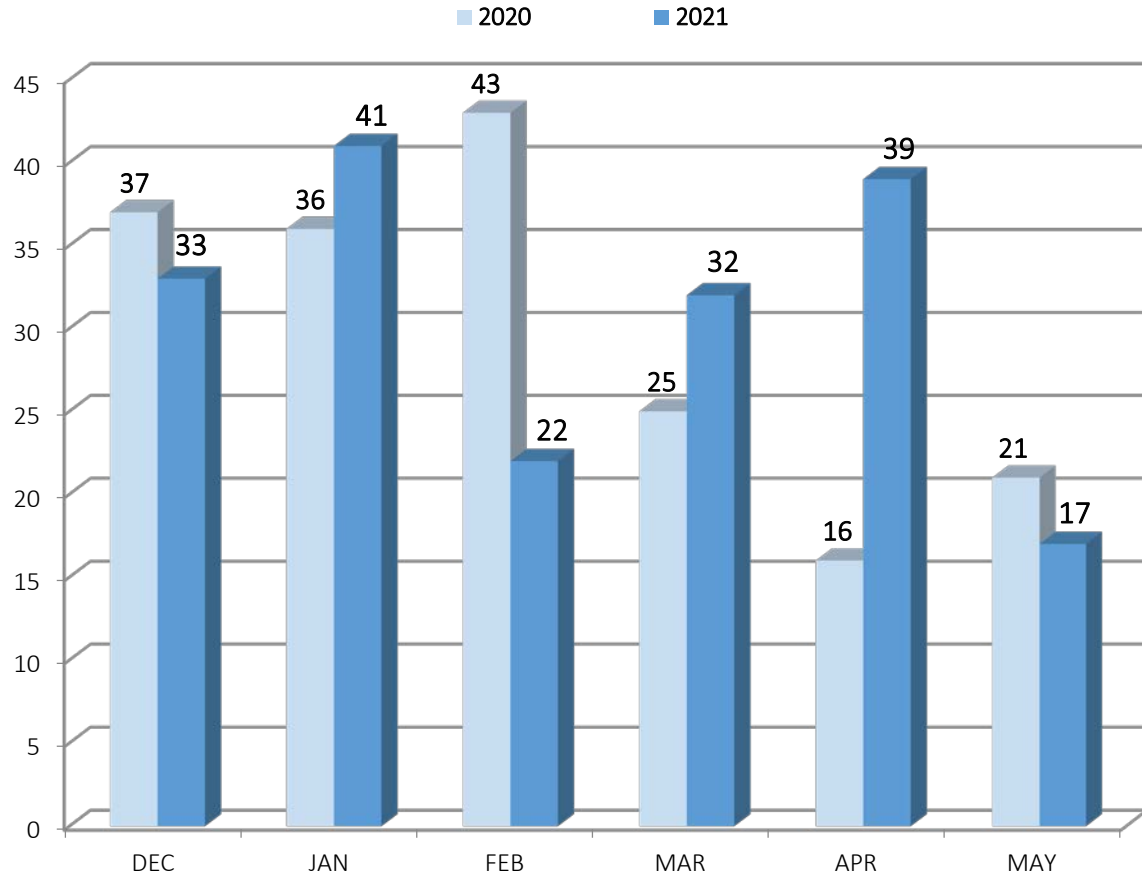
MAINE TOWN					OUT-OF-STATE					OUT-OF-COUNTRY	
Biddeford	1	Waterville	1		AR	1	TX	2		Angola	1
Bangor	2	Windham	1		CT	1	VA	2			
Blue Hill	1				FL	2	WI	1			
Bridgton	1				GA	2					
Charleston	1				IA	1					
Lewiston	7				MO	1					
Litchfield	1				NC	1					
New Portland	1				NH	2					
Sanford	2				NY	3					
Scarborough	1				OR	1					
South Portland	7				PA	1					
Standish	1				RI	1					
MAINE TOWN:	28	OUT-OF-STATE:	23	OUT-OF-COUNTRY:	1	PORTLAND:	23	Unknown:		TOTAL:	75

PORTLAND, CITY-WIDE MAY 2021 SHELTER INTAKES BY MONTH



	INTAKES	Pre-COVID Bed Capacity	Current Bed Capacity
Through These Doors	3/5	16	16+ at shelter and hotel overflow
Family Shelter	10/33	146	136
Joe Kreisler	10	24	24
Milestone	12	41	34
Oxford Street (Men)	56	154 at OSS, 75 at PSRC overflow	75 at OSS, 149 at contracted hotel
Oxford Street (Women)	19		
Florence House	9	25 at Shelter, 15 at Safe Haven	25 at Shelter, 15 at Safe Haven
TOTAL	119	496	474+

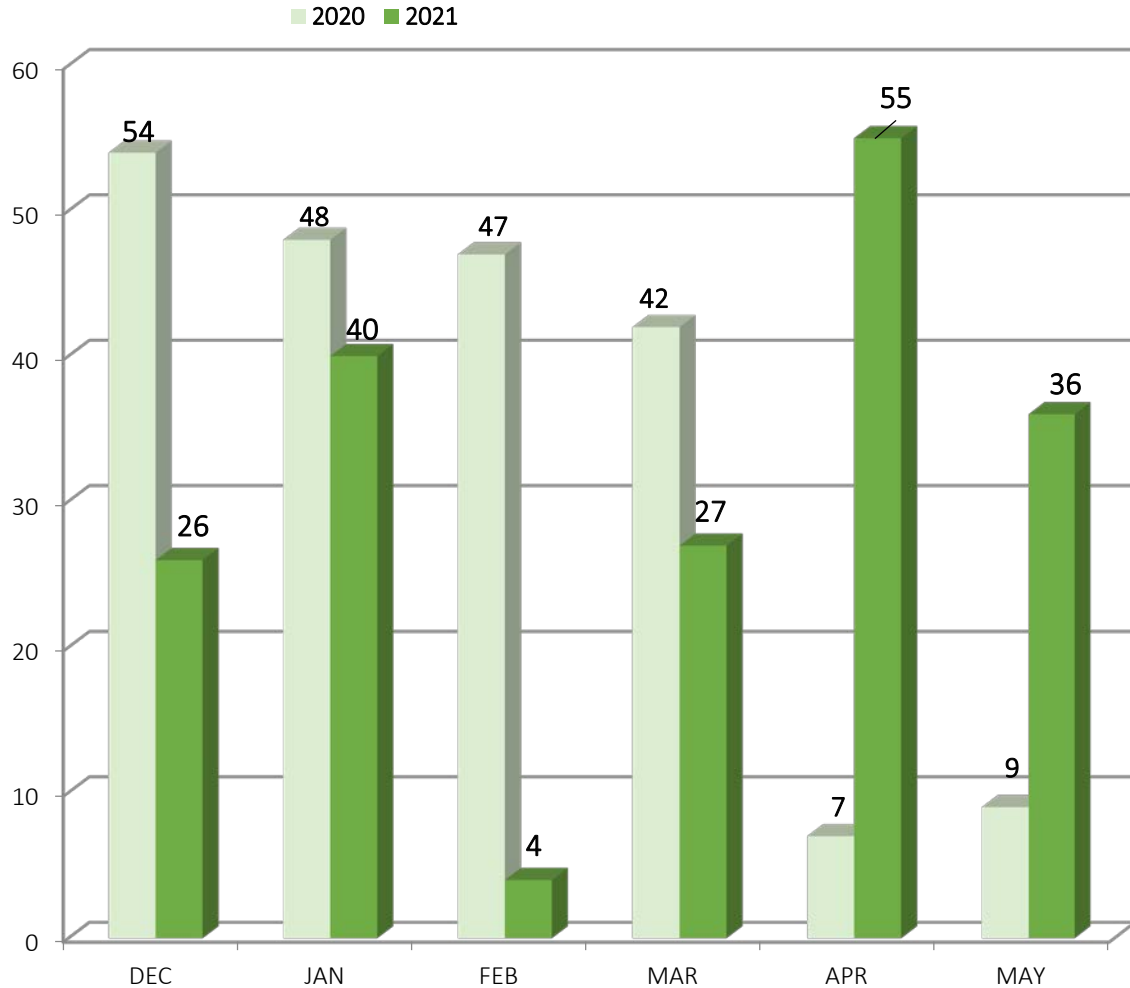
PORTLAND, CITY-WIDE MAY 2021 HOUSING PLACEMENTS BY MONTH



*Starting May, 2013, Oxford Street Shelter shifted prioritization of housing placements to their 30 longest-term stayers.

	TOTAL HOUSING PLACEMENTS	TEMPORARY	PERMANENT
Through These Doors	1/3		1/3
Family Shelter	5/15		5/15
Joe Kreisler	3	1	2
Milestone	1		1
Oxford Street (Men)	5		5
Oxford Street (Women)	2		2
Florence House	0		
TOTAL	17	1	16

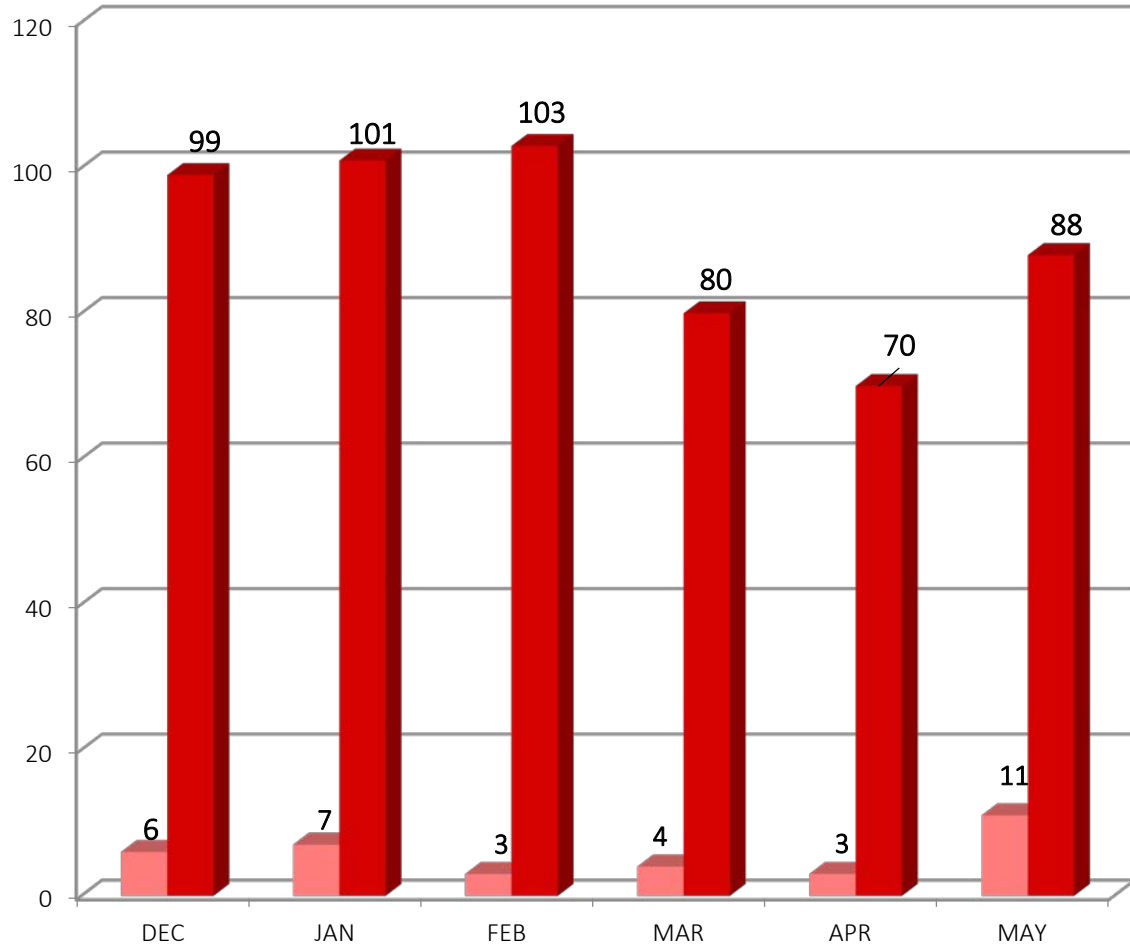
PORTLAND, CITY-WIDE MAY 2021 1st TIME HOMELESSNESS STATISTICS (BASED ON SELF-REPORTING)



1 ST TIME HOMELESSNESS STATISTICS	1 st Time Homeless Intakes	% of Total Intake	% of Total First Time Homeless Intakes
Through These Doors	1/1	0.8%	2.8%
Family Shelter	9/29	7.6%	25%
Joe Kreisler	9	7.6%	25%
Milestone	3	2.5%	8.3%
Oxford Street (Men)	11	9.2%	30.6%
Oxford Street (Women)	3	2.5%	8.3%
Florence House	0	%	%
TOTAL	36	30.3%	100%

PORTLAND, CITY-WIDE MAY 2021 CTOs FROM SHELTER

Monthly Current

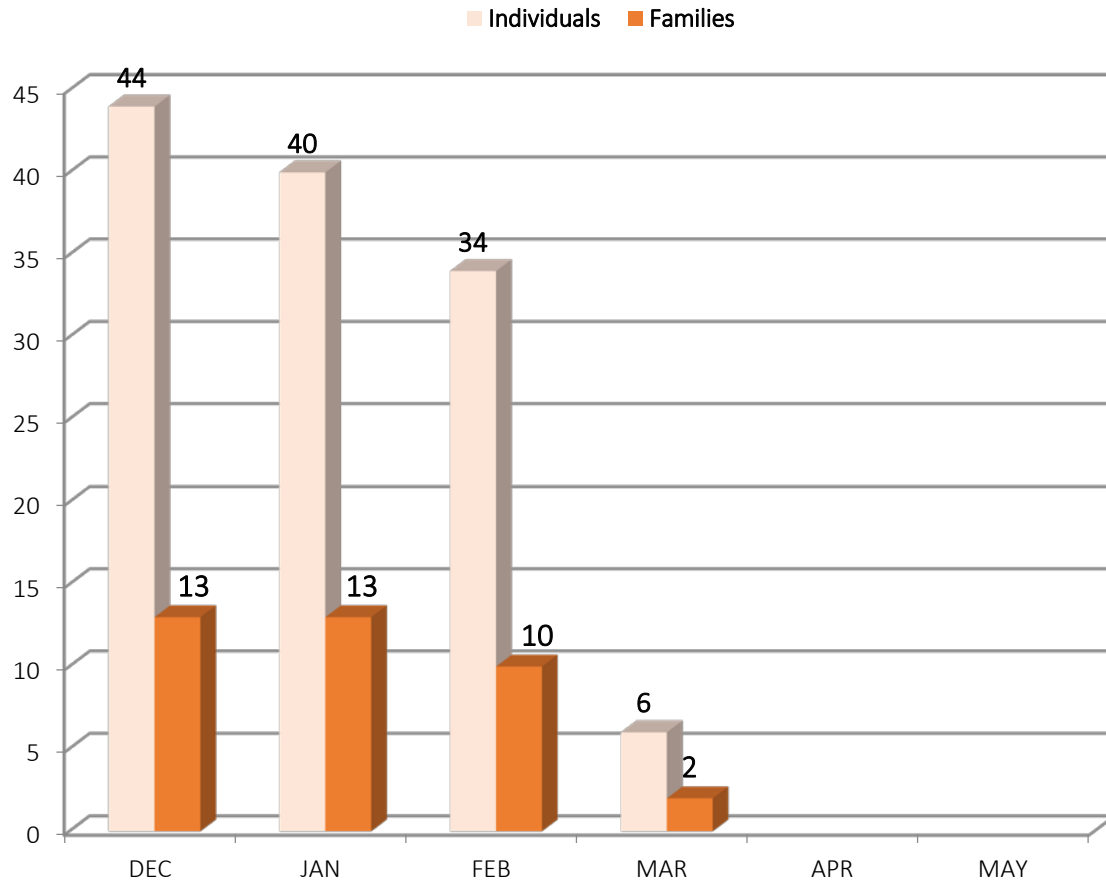


CTO STATISTICS	CTOs in the Month	Medical Restrictions by Month	Current CTOs
Family Shelter	0		0
Joe Kreisler	0		0
Milestone	1		13
Oxford Street Shelter	10		73
Florence House	0		2
TOTAL	11		88

Monthly Medical Restrictions:



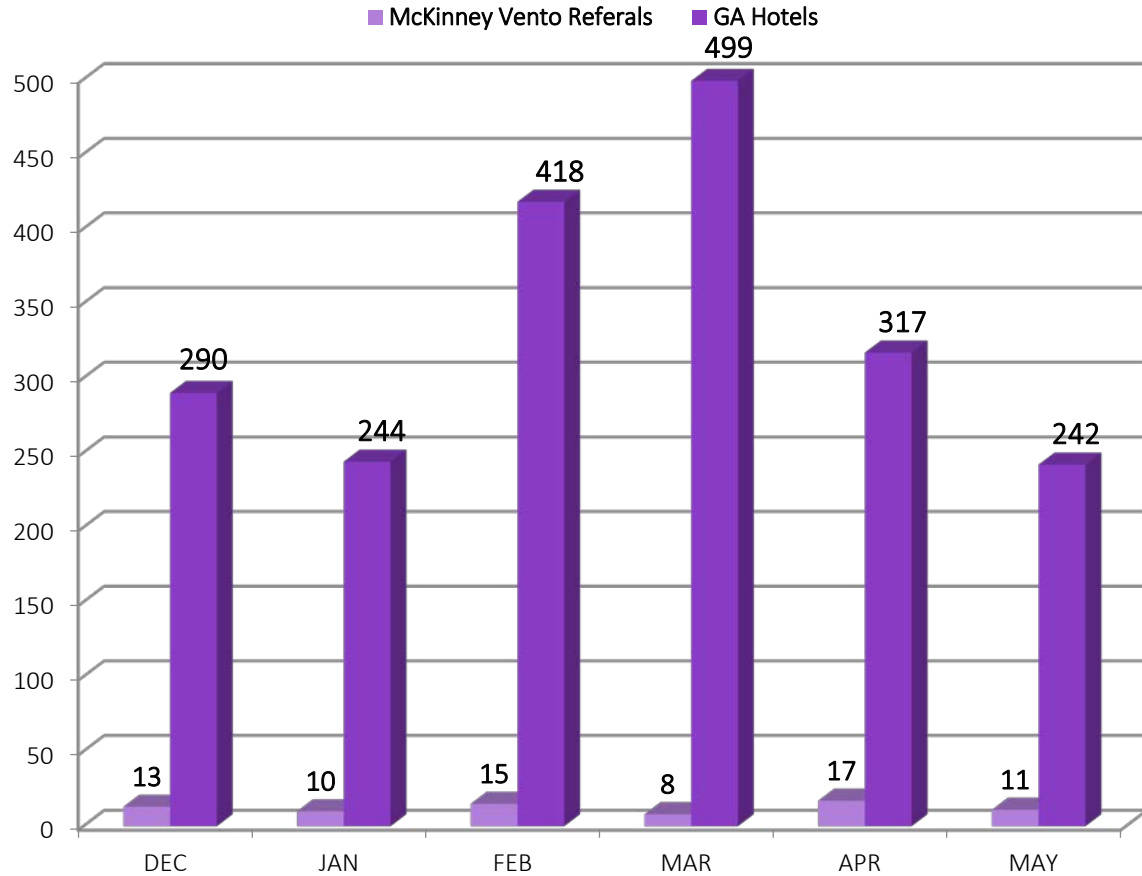
PORTLAND, CITY-WIDE MAY 2021 WARMING CENTER STATISTICS BY MONTH



Warming Center	
Intakes	0
Housing Placements	
Family Promise	

Date	Families	Individuals
1		
2		
3		
4		
5		
6		
7		
8		
9		
10		
11		
12		
13		
14		
15		
16		
17		
18		
19		
20		
21		
22		
23		
24		
25		
26		
27		
28		
29		
30		
31		

PORTLAND, CITY-WIDE MAY 2021 General Assistance Hotels



	Month*	Total
Families with School Aged Children	11	64
Unduplicated GA Hotels	242	1,606

Total Unduplicated GA Hotels are the cases granted General Assistance hotel rooms from April, 2020 through the end of the month being reported.

*Started referral partnership with South Portland Schools in November, 2020.

PORTLAND, CITY-WIDE MAY 2021 HOUSING PLACEMENTS BY TYPE

	S+C	BRAP	Sober House	Public Housing	STEP	Family Reunification	Sect. 8/HCV	OTHER	GA	No Subsidy
Through These Doors										1
Family Shelter									4	1
Joe Kreisler						1		1*	1	
Milestone	1**									
Oxford Street (Men)	1					1		1*		2
Oxford Street (Women)						2				
Florence House										
TOTAL	2					4		2	5	4

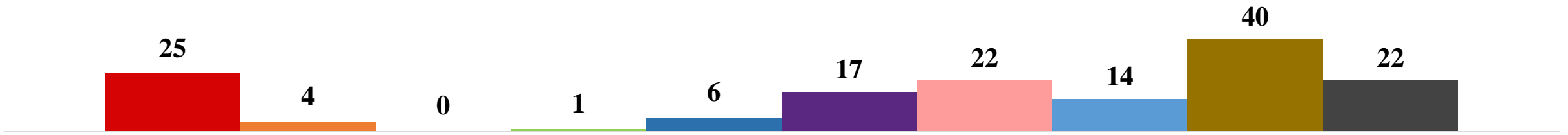
*1 Foster, VASH,

**Used TBRA

Distribution of Placements in the Month:



2021 Placements:



PORTLAND, CITY-WIDE MAY 2021 SHELTER COUNT BY NIGHT

On May: 30th
367 individuals
(including families)
were utilizing shelter services in
Portland

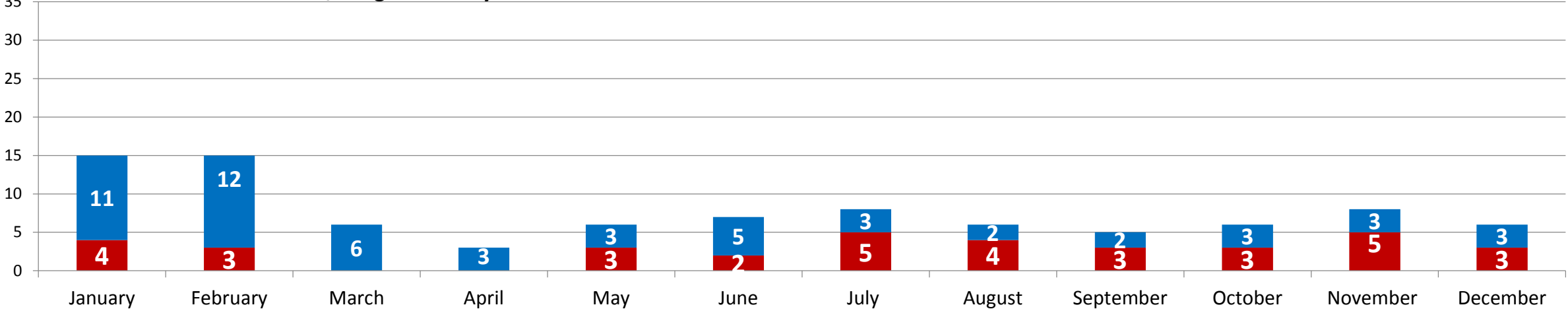
Calendar Day	Through These Doors	Family Shelter	Florence House	Joe Kreisler	Milestone	OSS Beds	OSS Chairs	Total Bed Nights
1	25	66	35	10	34	158	0	328
2	25	66	33	9	31	165	0	329
3	25	67	34	10	33	162	0	331
4	25	70	33	7	33	154	0	322
5	22	73	36	13	32	167	0	343
6	22	73	36	14	30	177	0	352
7	22	76	33	16	30	176	0	353
8	22	76	34	12	34	176	0	354
9	22	76	33	12	35	165	0	343
10	22	81	34	15	32	174	0	358
11	22	81	34	14	33	178	0	362
12	22	81	36	13	31	179	0	362
13	23	81	39	13	32	168	0	356
14	23	82	39	15	27	167	0	353
15	23	82	39	14	28	166	0	352
16	23	82	38	15	29	170	0	357
17	23	78	37	14	28	168	0	348
18	23	78	35	13	25	164	0	338
19	23	78	33	13	26	165	0	338
20	24	78	37	14	27	160	0	340
21	24	82	37	12	25	158	0	338
22	24	82	34	13	22	158	0	333
23	24	82	37	14	21	160	0	338
24	24	82	38	11	30	165	0	350
25	24	84	36	12	29	157	0	342
26	24	80	37	16	27	167	0	351
27	24	84	37	12	29	166	0	352
28	24	84	37	15	29	165	0	354
29	24	84	36	13	25	169	0	351
30	24	84	36	14	31	178	0	367
31	24	84	36	14	34	171	0	363
Total	725	2,437	1,109	402	912	5,173	0	10,758
Avg/night	23	79	36	13	29	167	0	347
Highest	25	84	39	16	35	179	0	367
Lowest	22	66	33	7	21	154	0	322

OXFORD STREET SHELTER & COMMUNITY OVERFLOW HOUSING PLACEMENT DATA

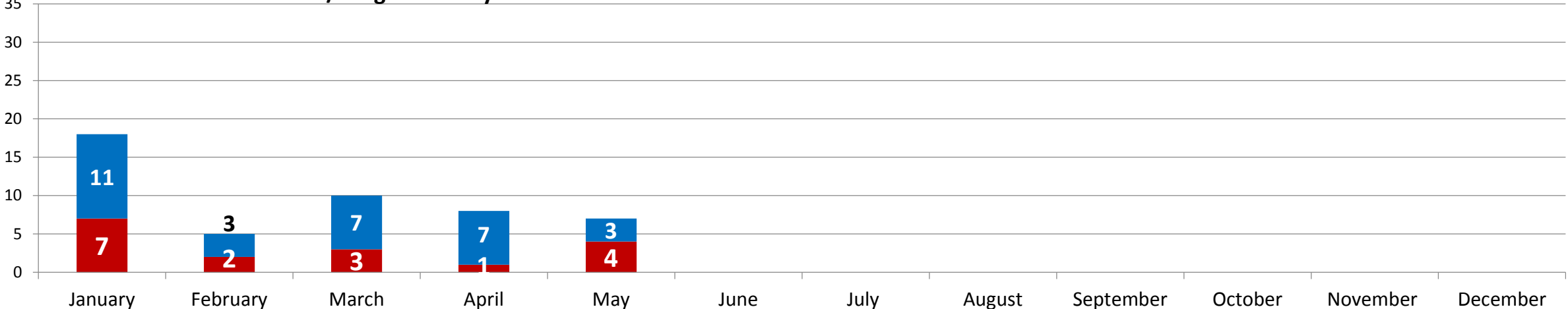
Non-LTS

LTS

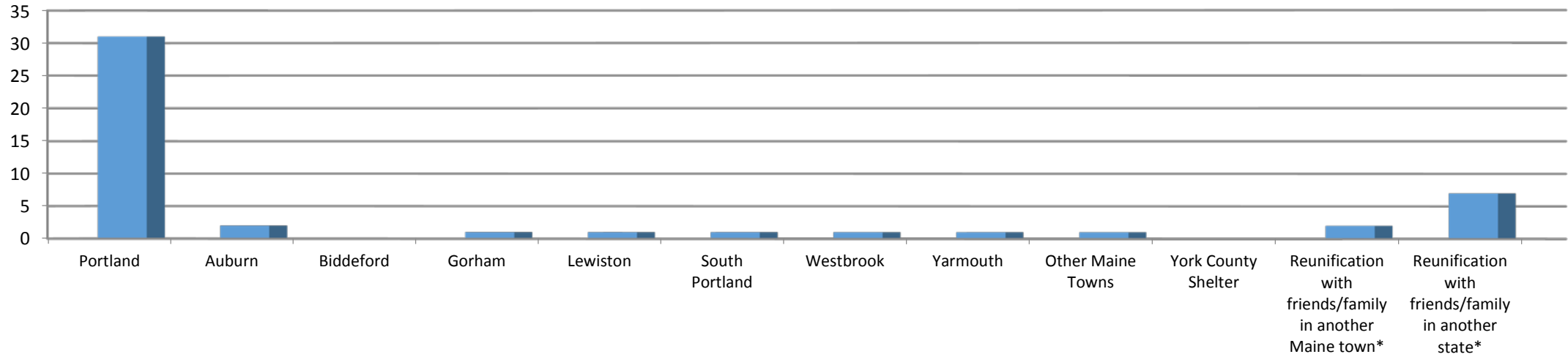
2020 OSS Placements: Non/Long Term Stayer



2021 OSS Placements: Non/Long Term Stayer



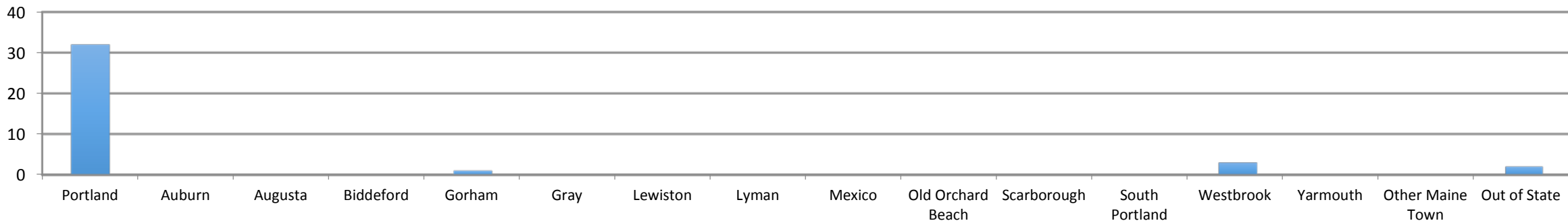
OXFORD STREET SHELTER & COMMUNITY OVERFLOW PERMANENT AND TRANSITIONAL 2021 HOUSING PLACEMENT DATA



	Jan	Feb	Mar	Apr	May	Jun	Jul	Aug	Sep	Oct	Nov	Dec	TOTAL	%
TOTAL HOUSING PLACEMENTS	18	5	10	8	7								48	100%
Portland	12	4	9	4	2								31	64.6%
Auburn				1	1								2	4.2%
Biddeford														0.0%
Gorham	1												1	2.1%
Lewiston	1												1	2.1%
South Portland				1									1	2.1%
Westbrook	1												1	2.1%
Yarmouth			1										1	2.1%
Other Maine Towns					1								1	2.1%
York County Shelter														0.0%
Reunification with friends/family in another Maine town*					2								2	4.2%
Reunification with friends/family in another state*	3	1		2	1								7	14.6%

FAMILY SHELTER PERMANENT AND TRANSITIONAL HOUSING PLACEMENT DATA

■ 2021



	Jan	Feb	Mar	Apr	May	Jun	Jul	Aug	Sep	Oct	Nov	Dec	TOTAL	100%
TOTAL HOUSING PLACEMENTS	6	5	9	13	5								38	
Portland	2	5	8	12	5								32	84.2%
Auburn														0.0%
Augusta														0.0%
Biddeford														0.0%
Gorham	1												1	2.6%
Gray														0.0%
Lewiston														0.0%
Lyman														0.0%
Mexico														0.0%
Old Orchard Beach														0.0%
Scarborough														0.0%
South Portland														0.0%
Westbrook	1		1	1									3	7.9%
Yarmouth														0.0%
Other Maine Town														0.0%
Out of State	2												2	5.3%