

PORTLAND HOMELESS SHELTERS

Average Total Number of Individuals Residing in Shelters per Night:

	April 2020	April 2021
ADOLESCENTS	13 Individuals	10 Individuals
FAMILIES	204 Individuals 72 Average Families	88 Individuals 31 Average Families
ADULTS	216 Individuals	167 Individuals
Total	433 Individuals	265 Individuals

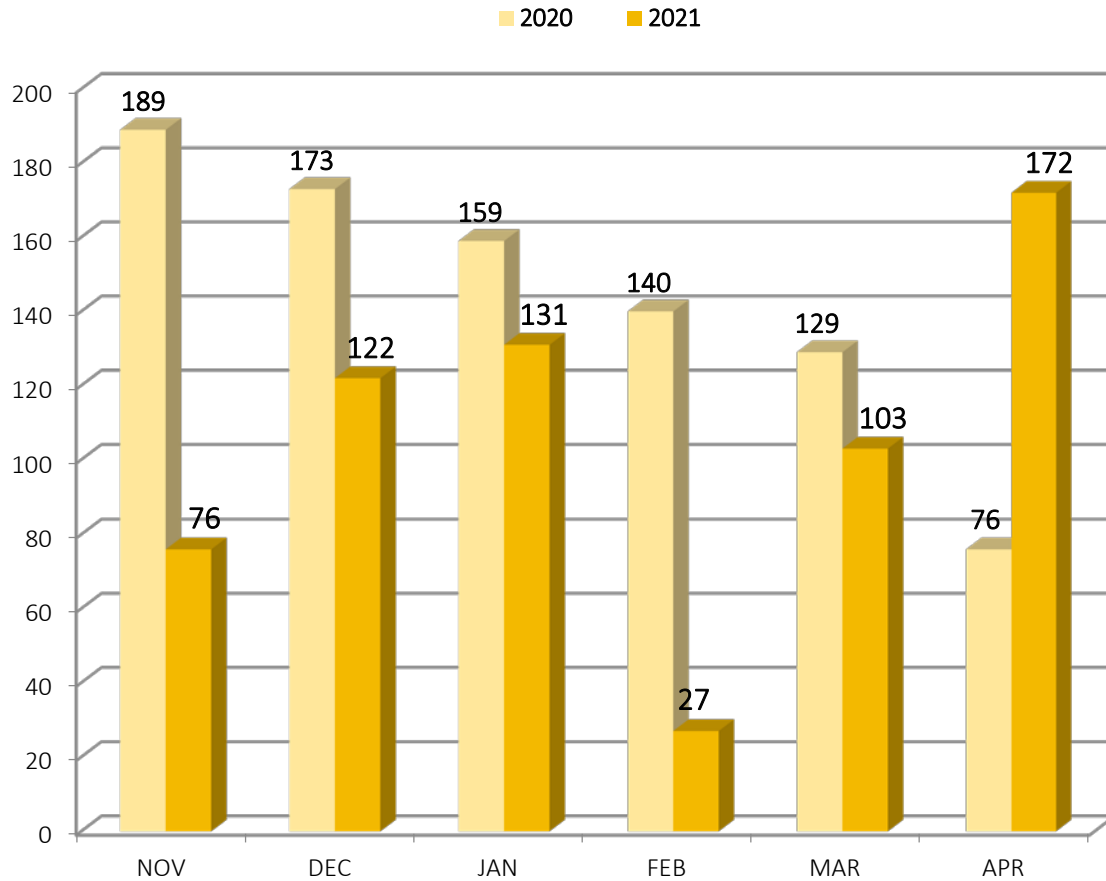
OXFORD STREET SHELTER

APRIL 2021

Intakes by Residency

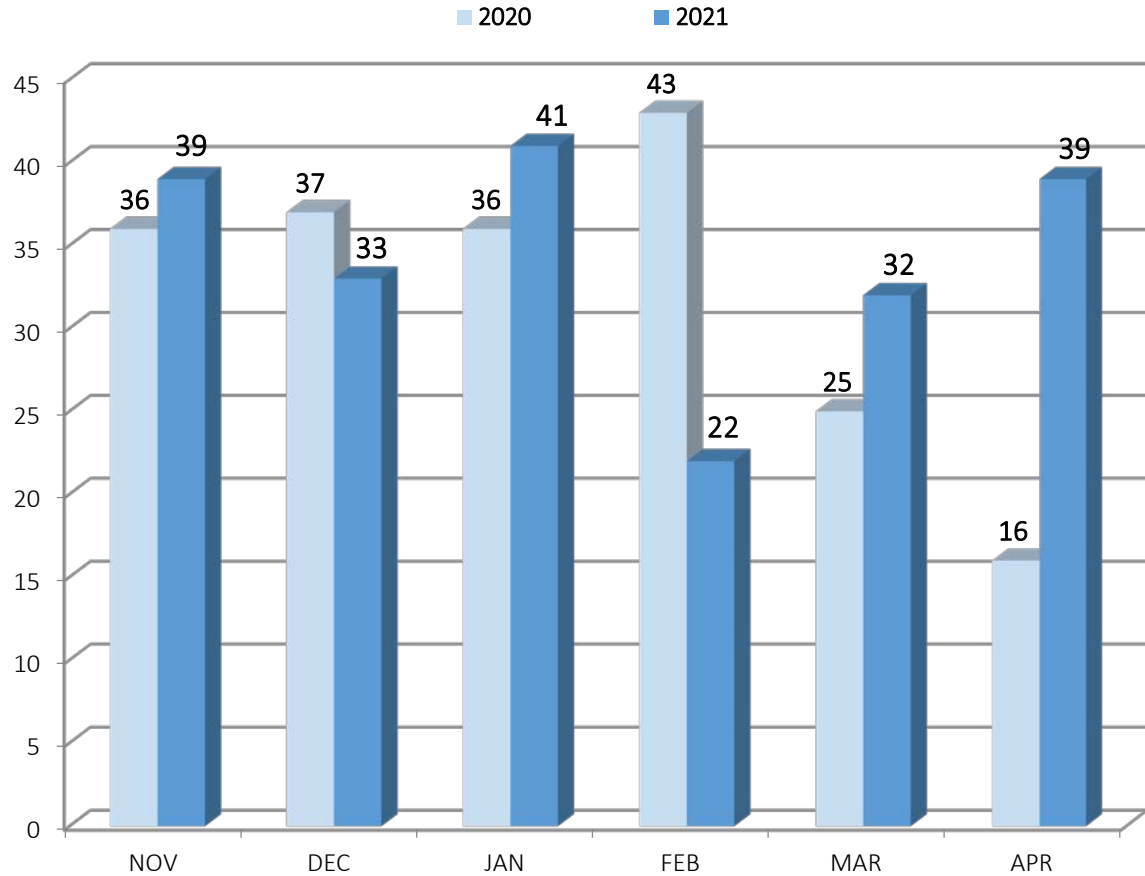
MAINE TOWN					OUT-OF-STATE					OUT-OF-COUNTRY	
Bath	2	Parsonsfield	1		AK	1	VT	1		DRC	1
Biddeford	2	Saco	2		CT	2	WA	2		Rwanda	1
Brewer	1	Sanford	3		HI	1	WI	1			
Brunswick	1	Skowhegan	1		IL	1	WY	1			
Fryeburg	1	South Portland	17		KS	1					
Gray	1	Springvale	1		MA	6					
Jefferson	1	Standish	1		MI	2					
Kennebunk	1	Waldoboro	1		MN	1					
Lewiston	4	Warren	1		NE	1					
New Gloucester	1	Westbrook	8		NH	2					
North Berwick	1	Windham	1		SC	1					
OOB	2	Yarmouth	1		TX	2					
MAINE TOWN:	57	OUT-OF-STATE:	26	OUT-OF-COUNTRY:	2	PORTLAND:	29	Unknown:	5	TOTAL:	119

PORTLAND, CITY-WIDE APRIL 2021 SHELTER INTAKES BY MONTH



	INTAKES	Pre-COVID Bed Capacity	Current Bed Capacity
Through These Doors	4/8	16	16+ at shelter and hotel overflow
Family Shelter	14/44	146	136
Joe Kreisler	10	24	24
Milestone	14	41	34
Oxford Street (Men)	93	154 at OSS, 75 at PSRC overflow	75 at OSS, 149 at contracted hotel
Oxford Street (Women)	26		
Florence House	11	25 at Shelter, 15 at Safe Haven	25 at Shelter, 15 at Safe Haven
TOTAL	172	496	474+

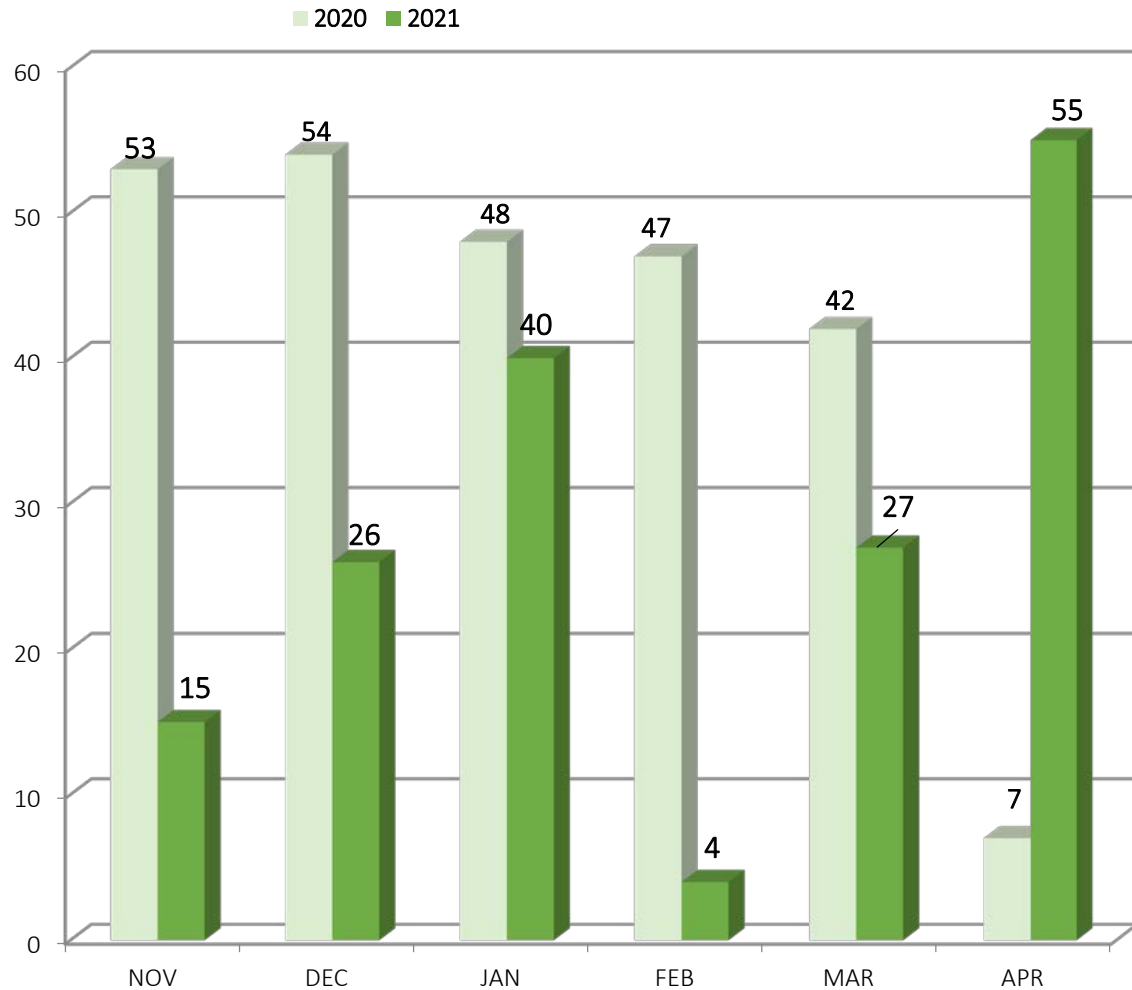
PORTLAND, CITY-WIDE APRIL 2021 HOUSING PLACEMENTS BY MONTH



	TOTAL HOUSING PLACEMENTS	TEMPORARY	PERMANENT
Through These Doors	3/11		3/11
Family Shelter	13/43		13/43
Joe Kreisler	10	2	8
Milestone	1		1
Oxford Street (Men)	7		7
Oxford Street (Women)	1		1
Florence House	4	1	3
TOTAL	39	3	36

*Starting April, 2013, Oxford Street Shelter shifted prioritization of housing placements to their 30 longest-term stayers.

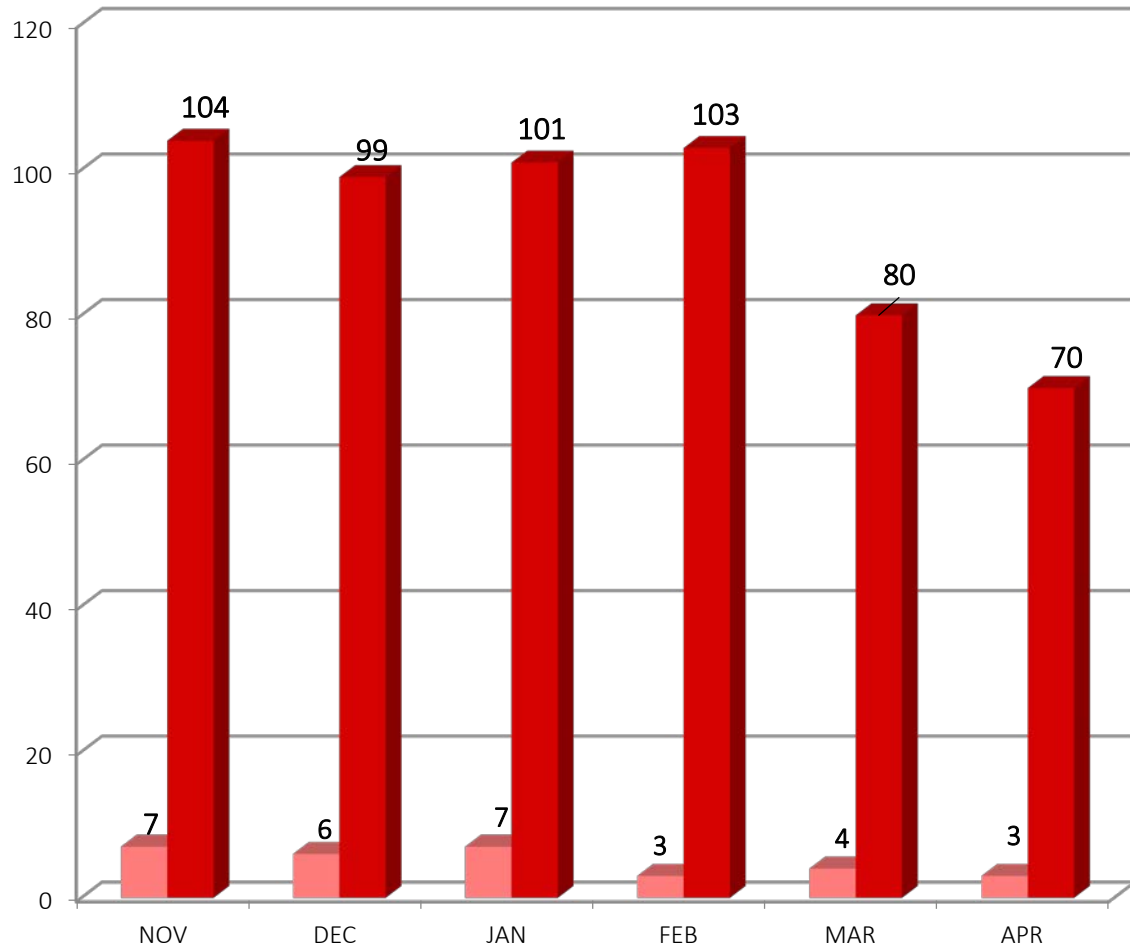
PORTLAND, CITY-WIDE APRIL 2021 1st TIME HOMELESSNESS STATISTICS (BASED ON SELF-REPORTING)



1 ST TIME HOMELESSNESS STATISTICS	1 st Time Homeless Intakes	% of Total Intake	% of Total First Time Homeless Intakes
Through These Doors	4/9	2.3%	7.2%
Family Shelter	13/42	7.5%	23.6%
Joe Kreisler	2	1.1%	3.6%
Milestone	4	2.9%	7.2%
Oxford Street (Men)	26	15.1%	47.2%
Oxford Street (Women)	6	3.4%	10.9%
Florence House	0	%	%
TOTAL	55	31.9%	100%

PORTLAND, CITY-WIDE APRIL 2021 CTOs FROM SHELTER

Monthly Current

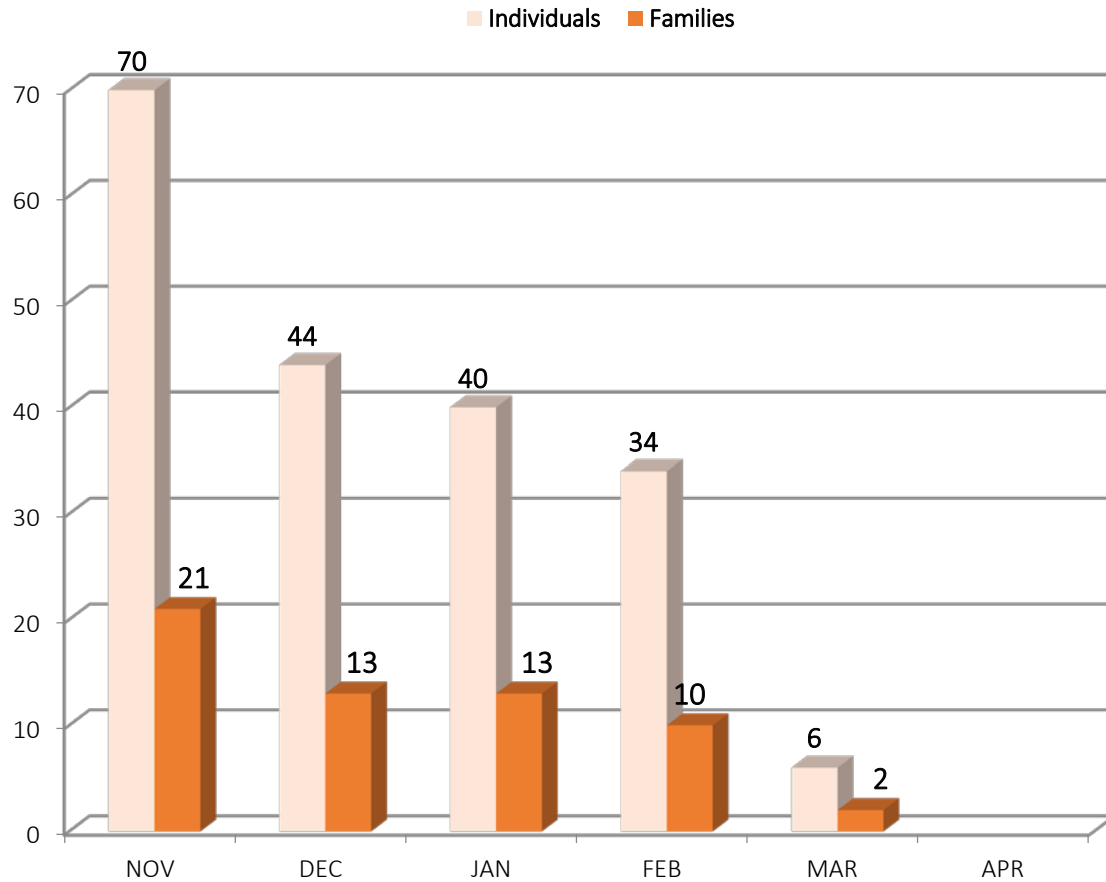


CTO STATISTICS	CTOs in the Month	Medical Restrictions by Month	Current CTOs
Family Shelter	0	0	0
Joe Kreisler	0	0	0
Milestone	0	0	12
Oxford Street Shelter	3	0	56
Florence House	0	0	2
TOTAL	3	0	70

Monthly Medical Restrictions:



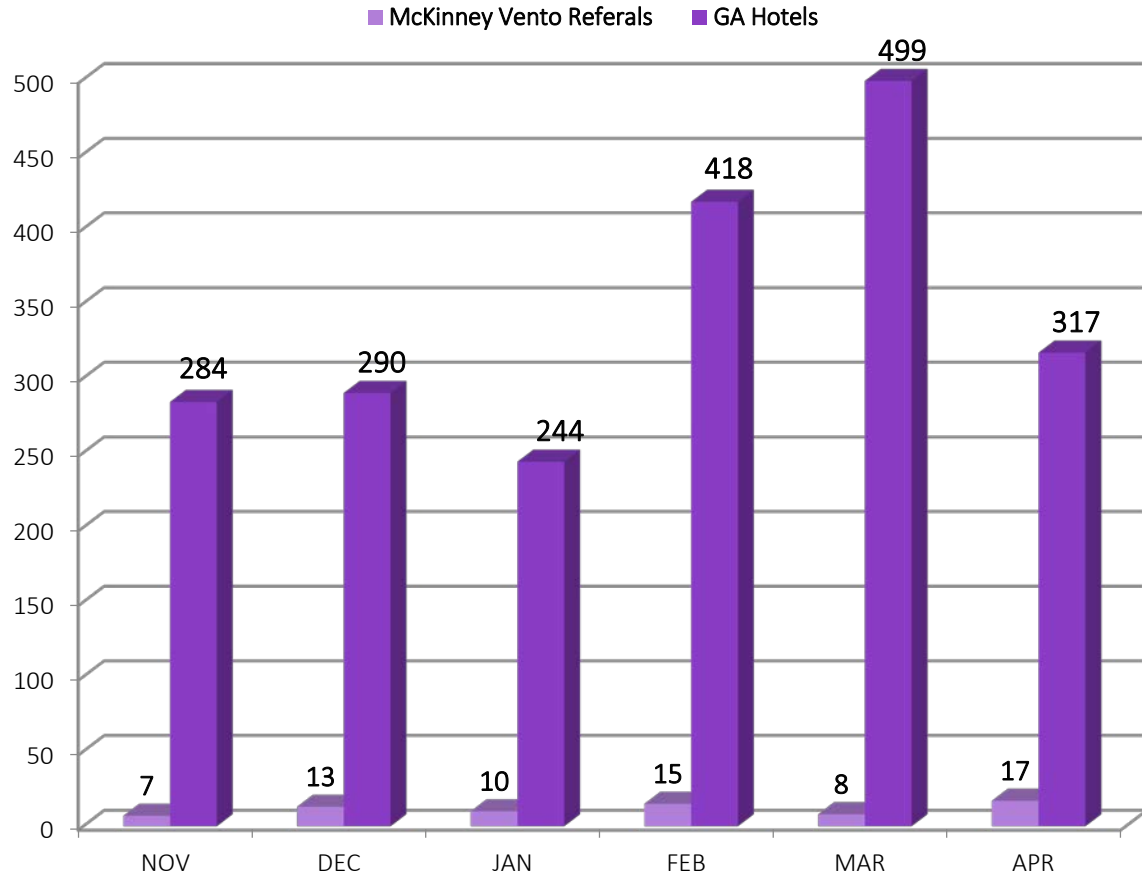
PORTLAND, CITY-WIDE APRIL 2021 WARMING CENTER STATISTICS BY MONTH



Warming Center	
Intakes	0
Housing Placements	
Family Promise	

Date	Families	Individuals
1		
2		
3		
4		
5		
6		
7		
8		
9		
10		
11		
12		
13		
14		
15		
16		
17		
18		
19		
20		
21		
22		
23		
24		
25		
26		
27		
28		
29		
30		

PORTLAND, CITY-WIDE APRIL 2021 General Assistance Hotels



	Month*	Total
Families with School Aged Children	17	70
Unduplicated GA Hotels	317	1,530

Total Unduplicated GA Hotels are the cases granted General Assistance hotel rooms from April, 2020 through the end of the month being reported.

*Started referral partnership with South Portland Schools in November, 2020.

PORTLAND, CITY-WIDE APRIL 2021 HOUSING PLACEMENTS BY TYPE

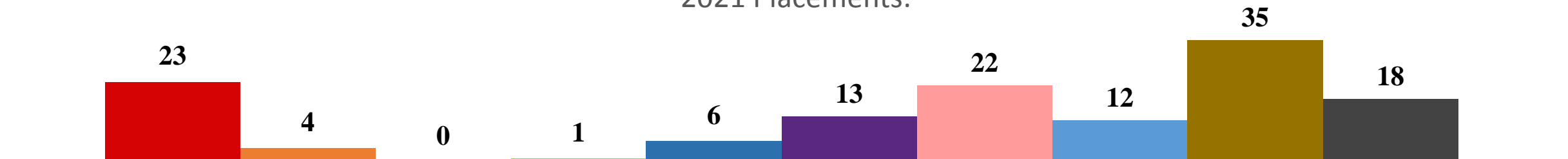
	S+C	BRAP	Sober House	Public Housing	STEP	Family Reunification	Sect. 8/HCV	OTHER	GA	No Subsidy
Through These Doors							2			1
Family Shelter									13	
Joe Kreisler					1		2	4*	3	
Milestone	1									
Oxford Street (Men)					1	2			1	3
Oxford Street (Women)									1	
Florence House		1					2	1*		
TOTAL	1	1			2	2	6	5	18	4

*1 Mainstay, 1 DHHS foster, 2 FYI, & 1 Bridge.

Distribution of Placements in the Month:



2021 Placements:



PORTLAND, CITY-WIDE APRIL 2021 SHELTER COUNT BY NIGHT

On April: 28 & 29,
286 individuals
(including families)
were utilizing shelter services in
Portland

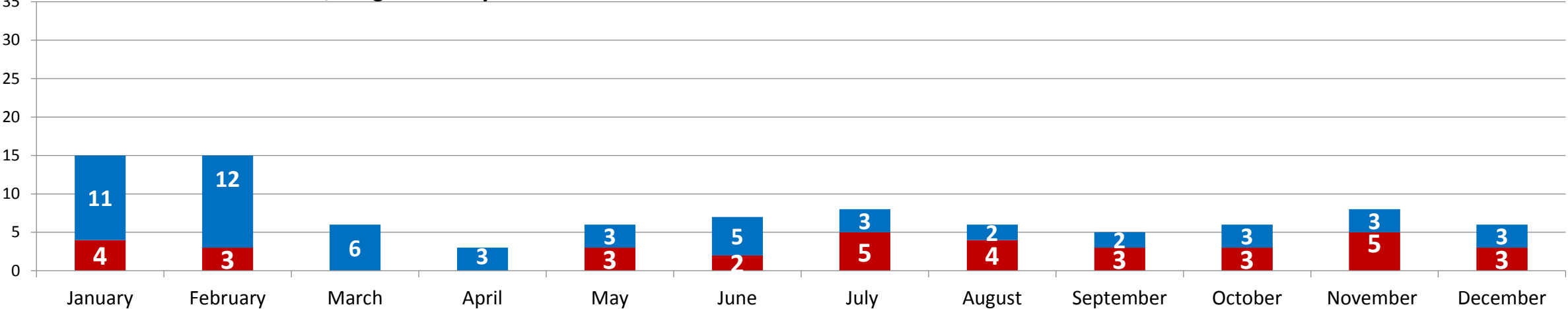
Calendar Day	Through These Doors	Family Shelter	Florence House	Joe Kreisler	Milestone	OSS Beds	OSS Chairs	Total Bed Nights
1	22	69	35	12	21	102	0	261
2	22	67	35	12	24	91	0	251
3	19	67	37	10	16	91	0	240
4	19	67	37	11	22	88	0	244
5	21	68	39	9	28	91	0	256
6	21	68	38	11	17	102	0	257
7	24	71	36	10	25	97	0	263
8	24	68	38	12	20	96	0	258
9	23	71	38	11	19	93	0	255
10	16	68	38	10	21	101	0	254
11	16	68	40	11	27	100	0	262
12	16	68	39	9	22	100	0	254
13	18	71	41	15	25	100	0	270
14	22	71	41	12	25	105	0	276
15	20	71	41	10	23	112	0	277
16	20	68	39	11	23	99	0	260
17	20	68	36	8	21	99	0	252
18	20	68	37	9	31	108	0	273
19	20	64	37	11	24	104	0	260
20	20	67	37	10	27	99	0	260
21	20	66	39	12	32	101	0	270
22	20	67	39	10	37	110	0	283
23	20	67	35	10	29	112	0	273
24	20	66	36	10	25	98	0	255
25	20	63	36	10	27	111	0	267
26	20	63	38	8	31	120	0	280
27	20	63	39	8	34	111	0	275
28	20	65	38	9	33	121	0	286
29	20	68	38	9	33	118	0	286
30	20	66	35	6	29	123	0	279
Total	603	2,022	1,132	306	771	3,103	0	7,937
Avg/night	20	67	38	10	26	103	0	265
Highest	24	71	41	15	37	123	0	286
Lowest	16	63	35	6	16	88	0	240

OXFORD STREET SHELTER & COMMUNITY OVERFLOW HOUSING PLACEMENT DATA

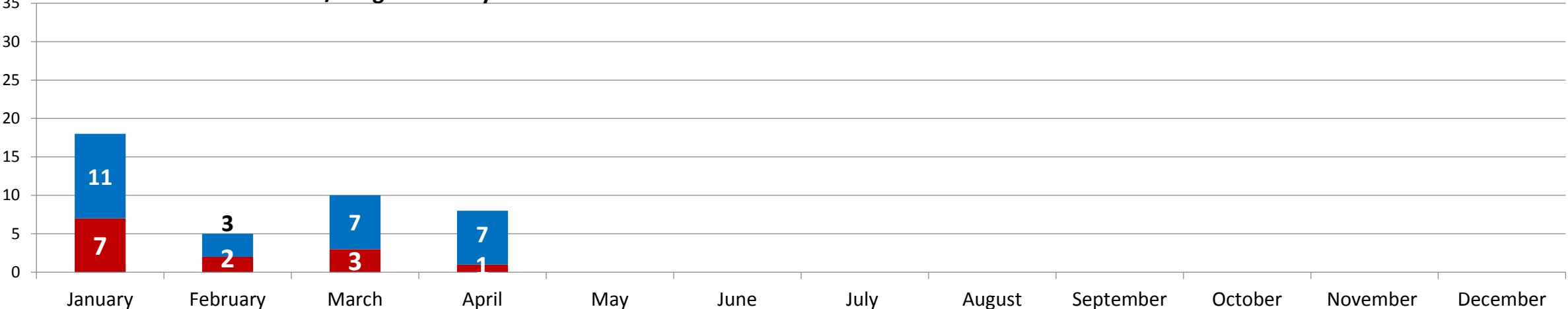
Non-LTS

LTS

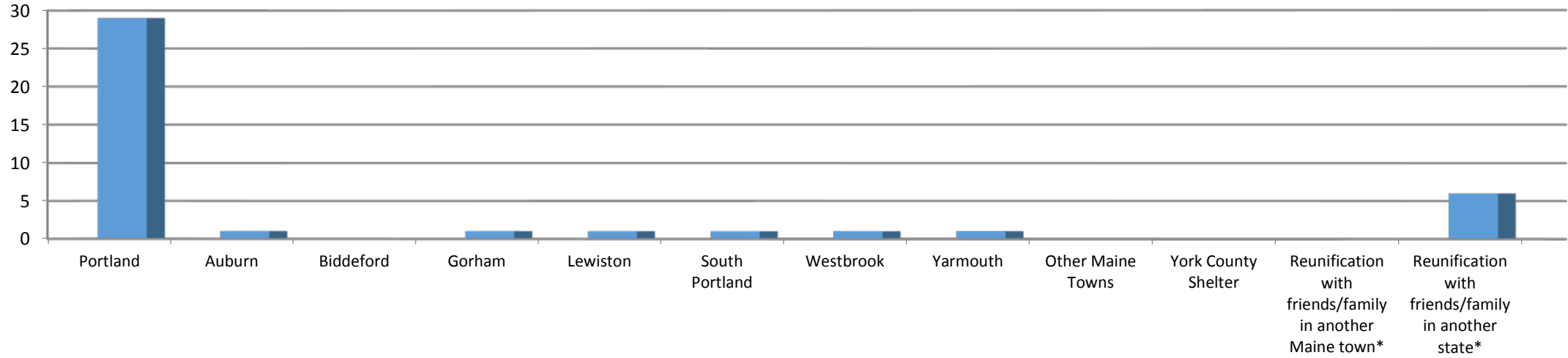
2020 OSS Placements: Non/Long Term Stayer



2021 OSS Placements: Non/Long Term Stayer




OXFORD STREET SHELTER & COMMUNITY OVERFLOW PERMANENT AND TRANSITIONAL 2021 HOUSING PLACEMENT DATA



	Jan	Feb	Mar	Apr	April	Jun	Jul	Aug	Sep	Oct	Nov	Dec	TOTAL	%
TOTAL HOUSING PLACEMENTS	18	5	10	8									41	100%
Portland	12	4	9	4									29	70.7%
Auburn				1									1	2.4%
Biddeford														0.0%
Gorham	1												1	2.4%
Lewiston	1												1	2.4%
South Portland				1									1	2.4%
Westbrook	1												1	2.4%
Yarmouth			1										1	2.4%
Other Maine Towns														0.0%
York County Shelter														0.0%
Reunification with friends/family in another Maine town*														0.0%
Reunification with friends/family in another state*	3	1		2									6	14.6%

FAMILY SHELTER PERMANENT AND TRANSITIONAL HOUSING PLACEMENT DATA

■ 2021



	Jan	Feb	Mar	Apr	April	Jun	Jul	Aug	Sep	Oct	Nov	Dec	TOTAL	100%
TOTAL HOUSING PLACEMENTS	6	5	9	13									33	
Portland	2	5	8	12									27	81.8%
Auburn														0.0%
Augusta														0.0%
Biddeford														0.0%
Gorham	1												1	3.0%
Gray														0.0%
Lewiston														0.0%
Lyman														0.0%
Mexico														0.0%
Old Orchard Beach														0.0%
Scarborough														0.0%
South Portland														0.0%
Westbrook	1		1	1									3	9.1%
Yarmouth														0.0%
Other Maine Town														0.0%
Out of State	2												2	6.1%