

PORTLAND HOMELESS SHELTERS

Average Total Number of Individuals Residing in Shelters per Night:

	March 2020	March 2021
ADOLESCENTS	15 Individuals	11 Individuals
FAMILIES	168 Individuals 57 Average Families	96 Individuals 34 Average Families
ADULTS	246 Individuals	158 Individuals
Total	428 Individuals	265 Individuals

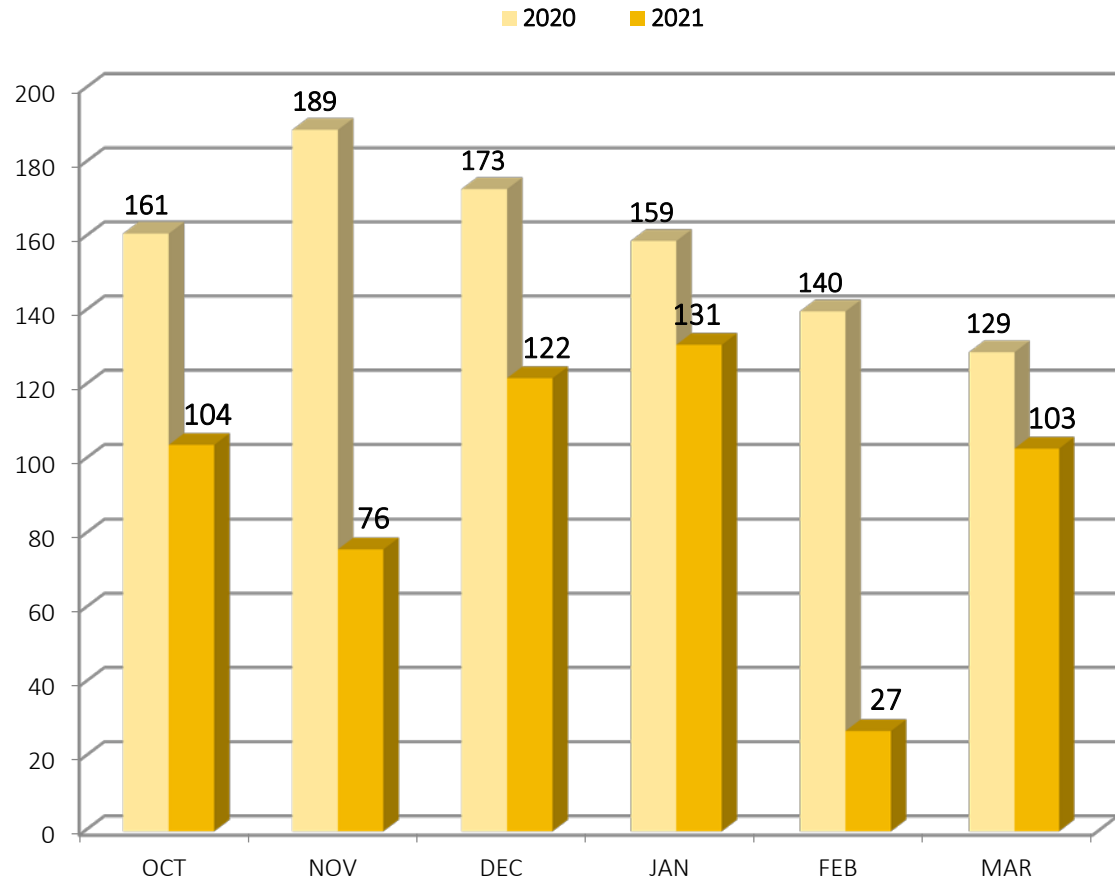
OXFORD STREET SHELTER

MARCH 2021

Intakes by Residency

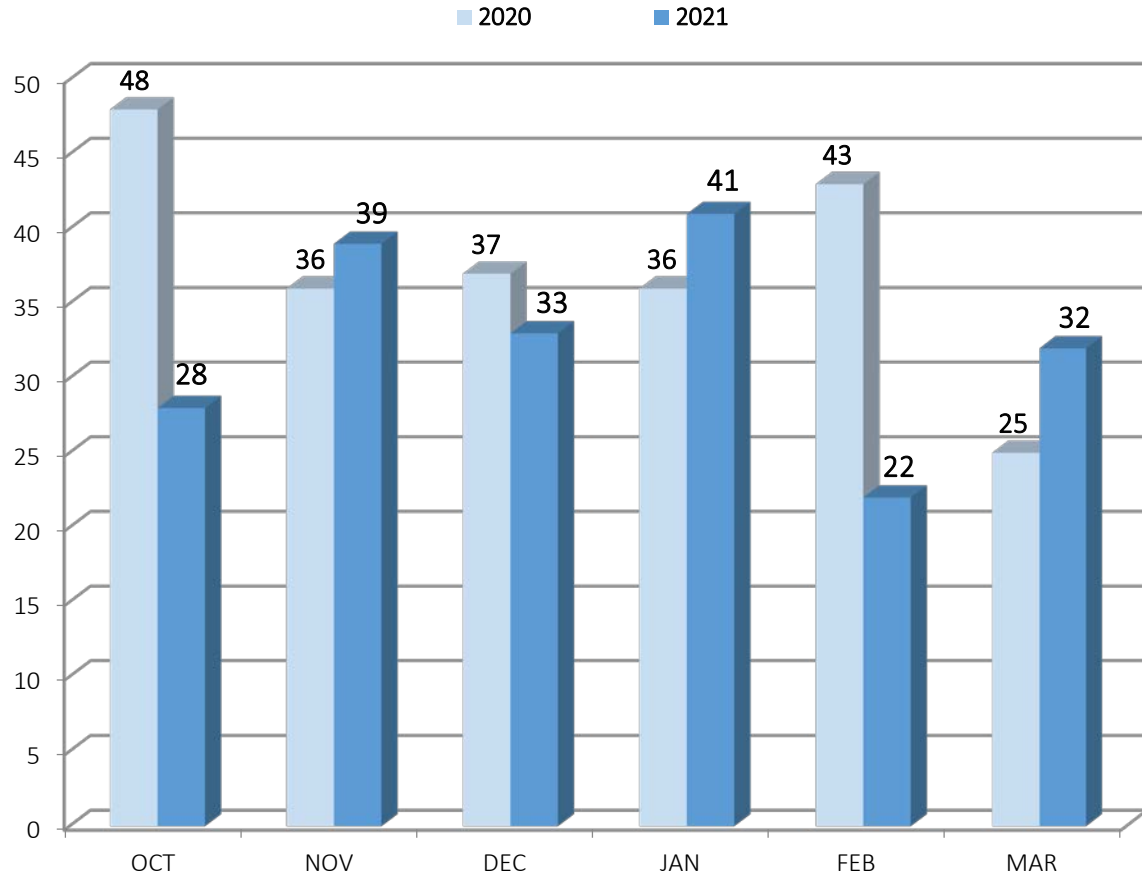
MAINE TOWN					OUT-OF-STATE					OUT-OF-COUNTRY		
Biddeford	1	Yarmouth	1		GA	1						
Bangor	1				ID	1						
Benton	1				NH	1						
Charleston	1				NY	4						
Gorham	2				SC	1						
Lewiston	1				TX	1						
Millinocket	2				WA	2						
Sanford	2											
Scarborough	1											
South Portland	2											
Westbrook	1											
Windham	1											
MAINE TOWN:	19	OUT-OF-STATE:	11	OUT-OF-COUNTRY:	0	PORTLAND:	23	Unknown:		TOTAL:	53	

PORTLAND, CITY-WIDE MARCH 2021 SHELTER INTAKES BY MONTH



	INTAKES	Pre-COVID Bed Capacity	Current Bed Capacity
Through These Doors	8/15	16	16+ at shelter and hotel overflow
Family Shelter	12/39	146	136
Joe Kreisler	7	24	24
Milestone	16	41	34
Oxford Street (Men)	45	154 at OSS, 75 at PSRC overflow	75 at OSS, 149 at contracted hotel
Oxford Street (Women)	7		
Florence House	8	25 at Shelter, 15 at Safe Haven	25 at Shelter, 15 at Safe Haven
TOTAL	103	496	474+

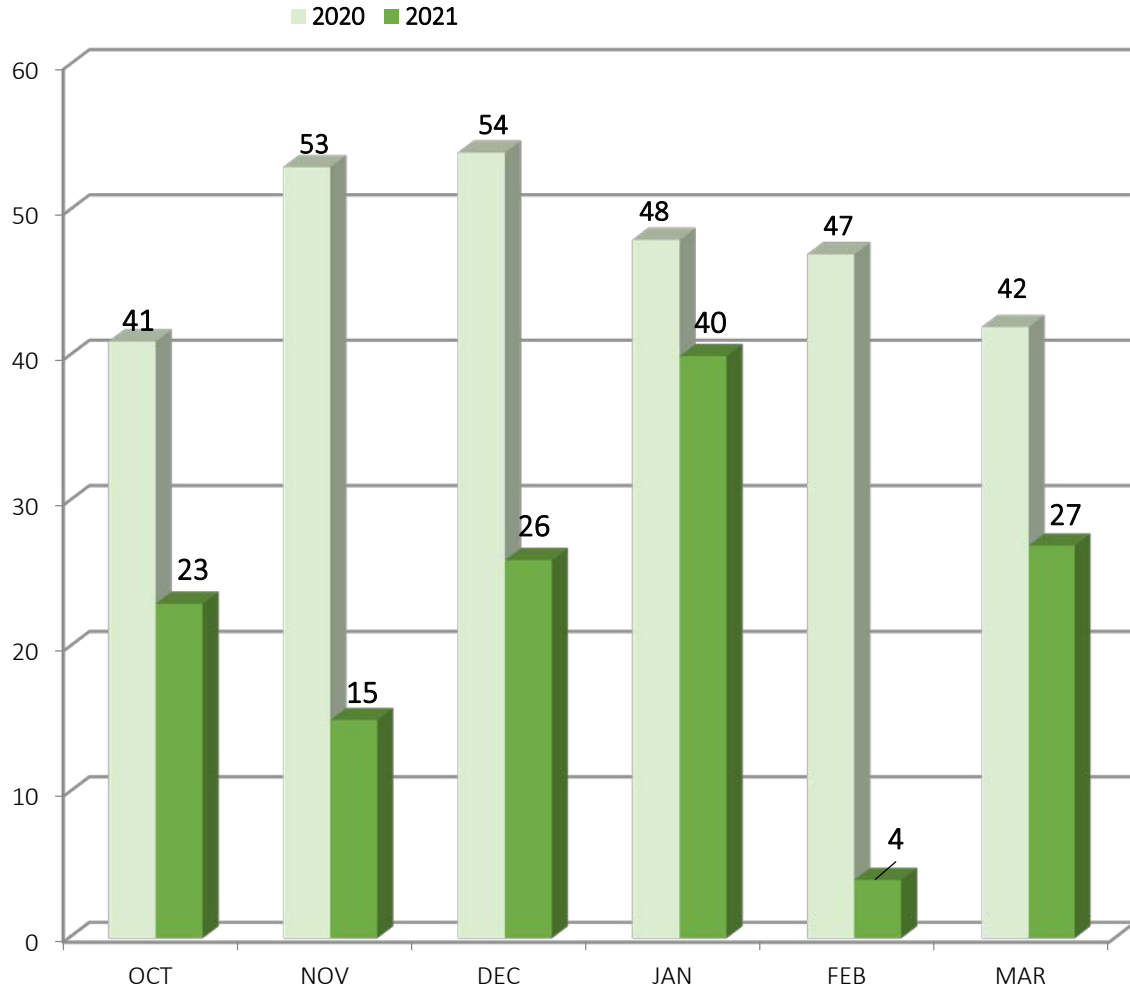
PORTLAND, CITY-WIDE MARCH 2021 HOUSING PLACEMENTS BY MONTH



***Starting March, 2013, Oxford Street Shelter shifted prioritization of housing placements to their 30 longest-term stayers.**

	TOTAL HOUSING PLACEMENTS	TEMPORARY	PERMANENT
Through These Doors	4/6	2/2	2/4
Family Shelter	9/31		9/31
Joe Kreisler	4	1	3
Milestone	3		3
Oxford Street (Men)	8		8
Oxford Street (Women)	2		2
Florence House	2		2
TOTAL	32	3	29

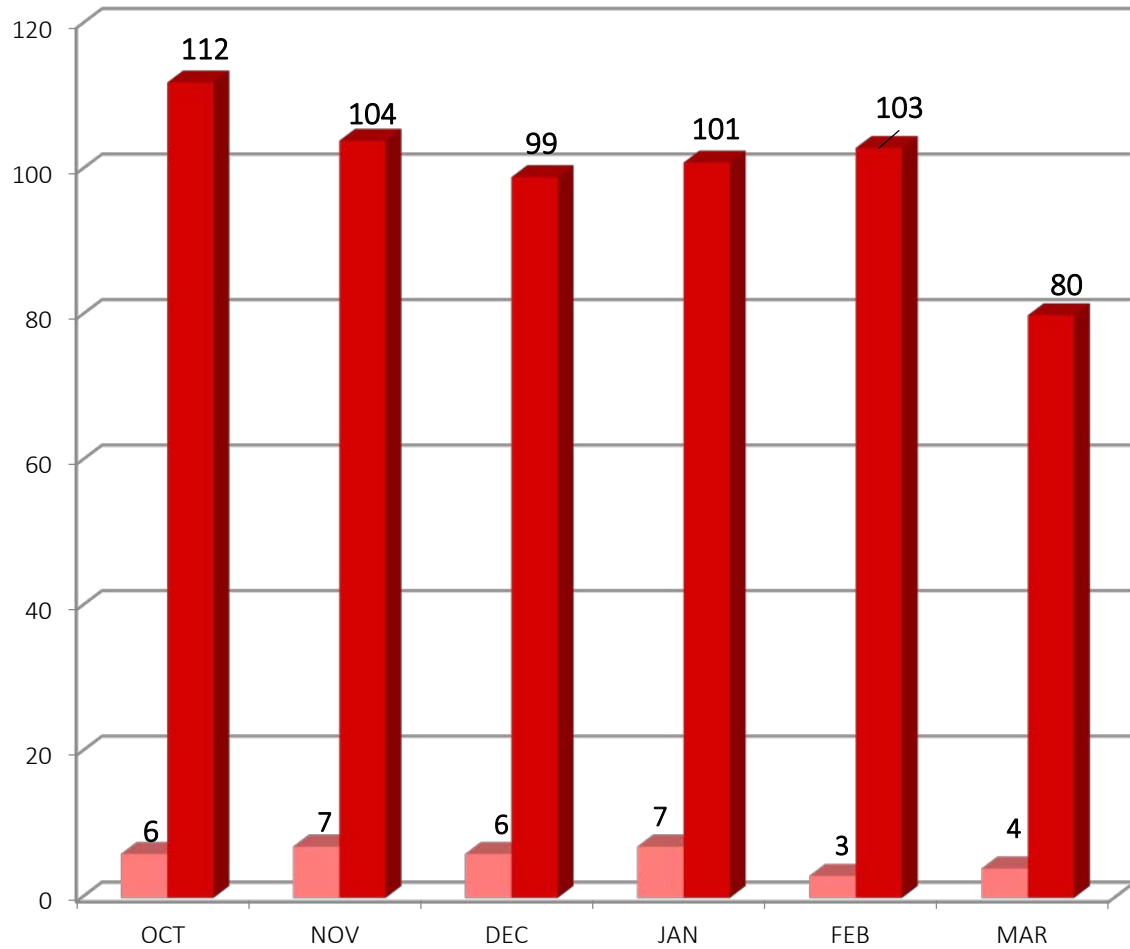
PORTLAND, CITY-WIDE MARCH 2021 1st TIME HOMELESSNESS STATISTICS (BASED ON SELF-REPORTING)



1 ST TIME HOMELESSNESS STATISTICS	1 st Time Homeless Intakes	% of Total Intake	% of Total First Time Homeless Intakes
Through These Doors	0		
Family Shelter	11/35	40.7%	10.8%
Joe Kreisler	6	22.2%	5.8%
Milestone	6	22.2%	5.8%
Oxford Street (Men)	2	7.4%	1.9%
Oxford Street (Women)	1	3.7%	0.9%
Florence House	1	3.7%	0.9%
TOTAL	27	26.2%	100%

PORTLAND, CITY-WIDE MARCH 2021 CTOs FROM SHELTER

Monthly Current

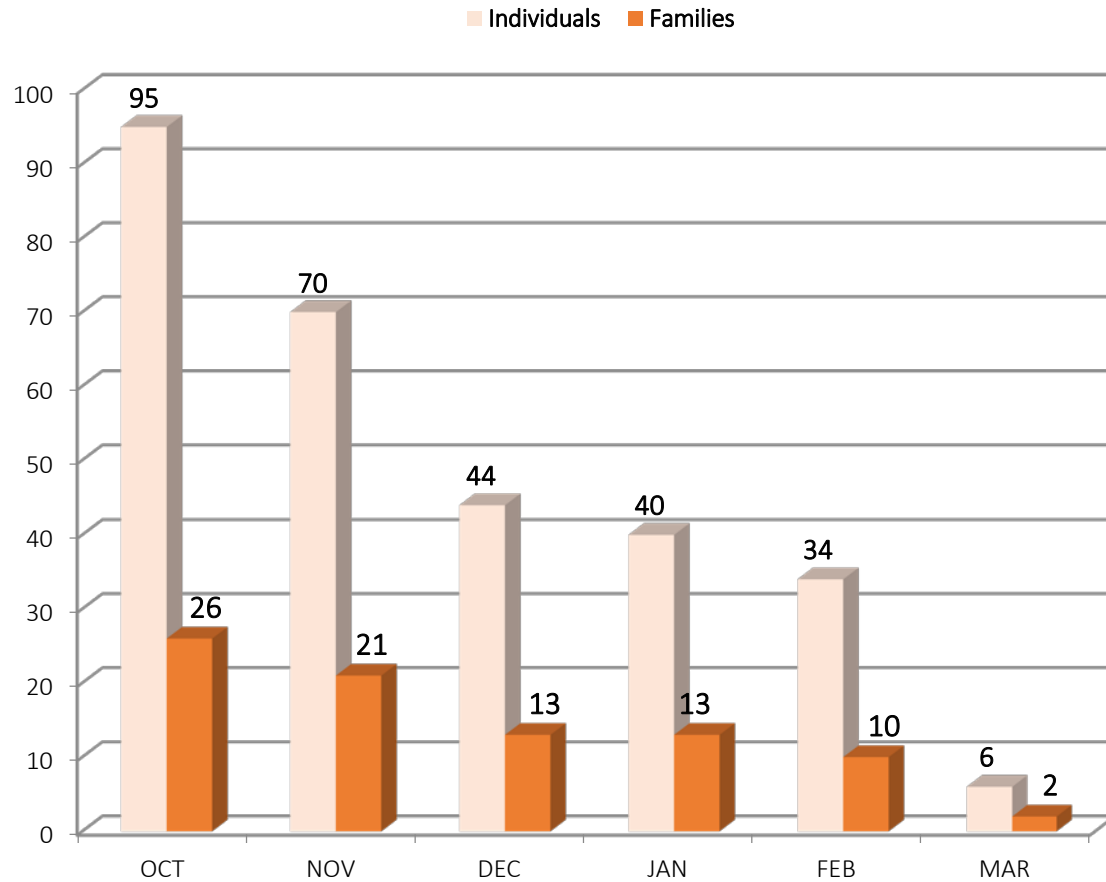


CTO STATISTICS	CTOs in the Month	Medical Restrictions by Month	Current CTOs
Family Shelter	0		0
Joe Kreisler	0		0
Milestone	0		12
Oxford Street Shelter	4		66
Florence House	0		2
TOTAL	4		80

Monthly Medical Restrictions:



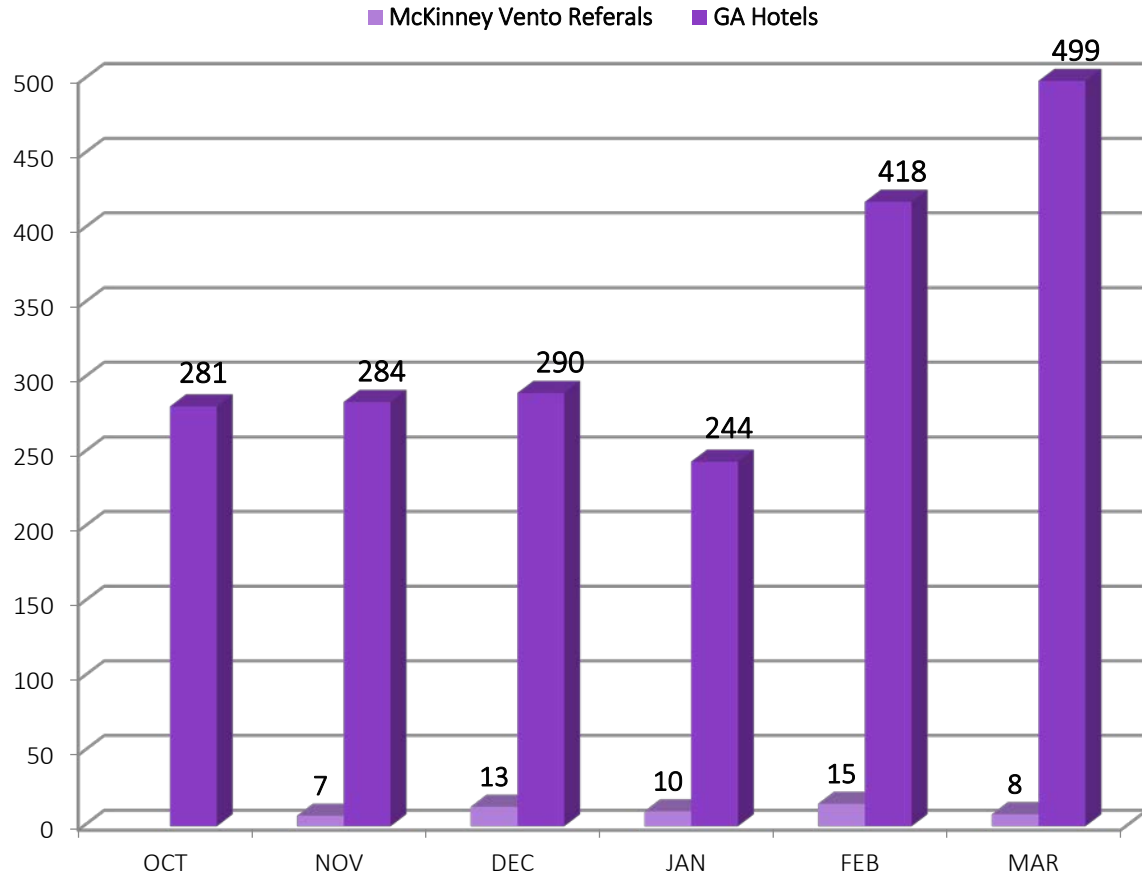
PORTLAND, CITY-WIDE MARCH 2021 WARMING CENTER STATISTICS BY MONTH



Warming Center	
Intakes	0
Housing Placements	
Family Promise	

Date	Families	Individuals
1	8	28
2	5	19
3	5	19
4	4	15
5	4	15
6	4	15
7	4	15
8	4	15
9	3	11
10	2	6
11	1	3
12	1	3
13	1	3
14	1	3
15	1	3
16	1	3
17	1	3
18	1	3
19	1	3
20	1	3
21	1	3
22	1	3
23	1	3
24	0	0
25	0	0
26	0	0
27	0	0
28	0	0
29	0	0
30	0	0
31	0	0

PORTLAND, CITY-WIDE MARCH 2021 General Assistance Hotels



	Month*	Total
Families with School Aged Children	8	53
Unduplicated GA Hotels	499	1,455

Total Unduplicated GA Hotels are the cases granted General Assistance hotel rooms from April, 2020 through the end of the month being reported.

*Started referral partnership with South Portland Schools in November, 2020.

PORTLAND, CITY-WIDE MARCH 2021 HOUSING PLACEMENTS BY TYPE

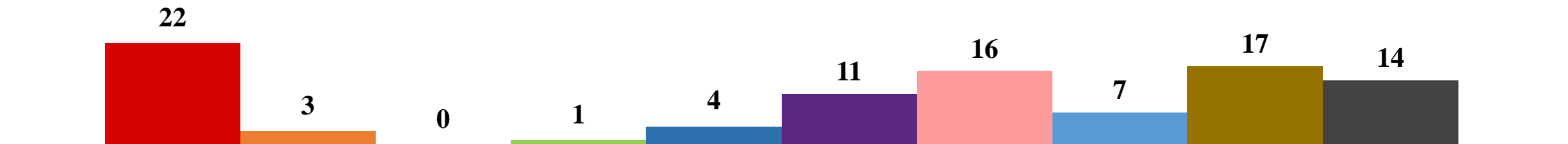
	S+C	BRAP	Sober House	Public Housing	STEP	Family Reunification	Sect. 8/HCV	OTHER	GA	No Subsidy
Through These Doors										4
Family Shelter									7	2
Joe Kreisler					1			1*		2
Milestone							3			
Oxford Street (Men)	2				1		2	1	1	1
Oxford Street (Women)	1						1			
Florence House	2									
TOTAL	5				2		6	2	8	9

*Dorm

Distribution of Placements in the Month:



2021 Placements:



PORTLAND, CITY-WIDE MARCH 2021 SHELTER COUNT BY NIGHT

On March: 31st
284 individuals
(including families)
were utilizing shelter services in
Portland

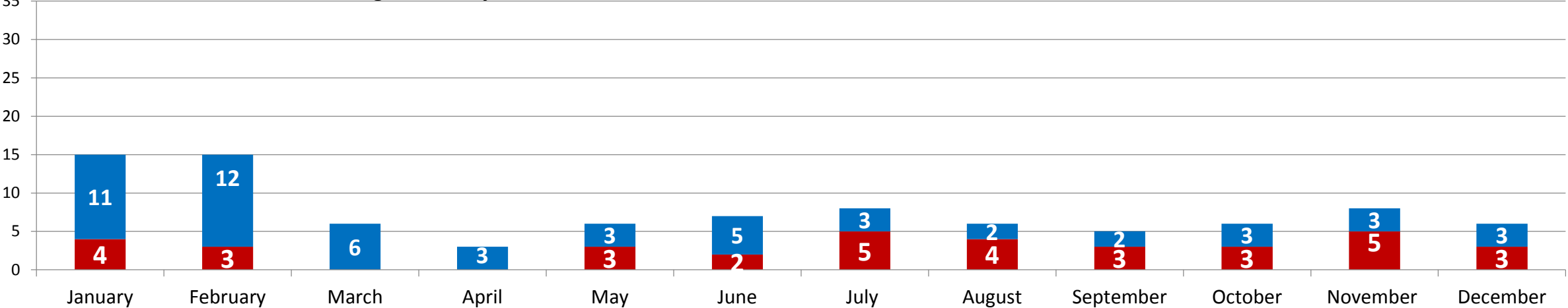
Calendar Day	Through These Doors	Family Shelter	Florence House	Joe Kreisler	Milestone	OSS Beds	OSS Chairs	Total Bed Nights
1	17	93	36	10	16	102	0	274
2	19	90	38	8	17	91	0	263
3	19	79	36	9	18	91	0	252
4	21	79	36	10	16	88	0	250
5	21	79	38	12	15	91	0	256
6	20	79	37	12	15	102	0	265
7	21	79	36	10	18	97	0	261
8	21	79	35	11	16	96	0	258
9	26	79	36	11	22	93	0	267
10	26	78	37	12	21	101	0	275
11	30	78	37	11	22	100	0	278
12	27	78	34	12	22	100	0	273
13	27	78	32	12	20	100	0	269
14	26	78	32	12	18	105	0	271
15	26	68	35	11	18	112	0	270
16	26	66	35	12	17	99	0	255
17	23	63	33	11	15	99	0	244
18	22	59	34	9	22	108	0	254
19	26	66	37	10	22	104	0	265
20	24	66	37	11	25	99	0	262
21	24	66	36	15	23	101	0	265
22	25	66	36	10	17	110	0	264
23	24	66	34	11	17	112	0	264
24	24	64	35	13	22	98	0	256
25	24	64	34	13	21	111	0	267
26	24	63	35	11	25	120	0	278
27	24	63	33	13	16	111	0	260
28	24	63	32	13	22	121	0	275
29	24	69	34	10	15	118	0	270
30	24	69	36	9	22	123	0	283
31	24	72	36	12	22	118	0	284
Total	733	2,239	1,092	346	597	3,221	0	8,228
Avg/night	24	72	35	11	19	104	0	265
Highest	30	93	38	15	25	123	0	284
Lowest	17	59	32	8	15	88	0	244

OXFORD STREET SHELTER & COMMUNITY OVERFLOW HOUSING PLACEMENT DATA

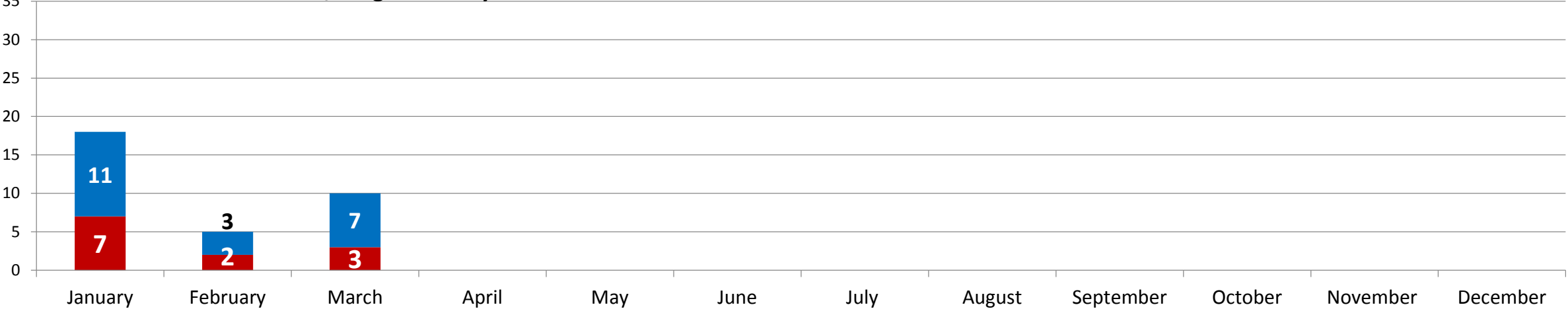
Non-LTS

LTS

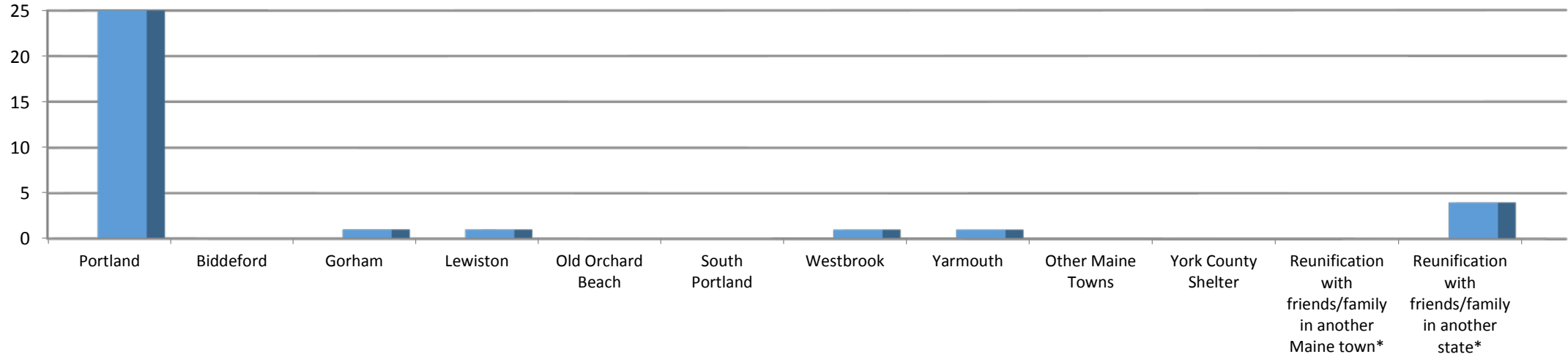
2020 OSS Placements: Non/Long Term Stayer



2021 OSS Placements: Non/Long Term Stayer




OXFORD STREET SHELTER & COMMUNITY OVERFLOW PERMANENT AND TRANSITIONAL 2021 HOUSING PLACEMENT DATA



	Jan	Feb	Mar	Apr	May	Jun	Jul	Aug	Sep	Oct	Nov	Dec	TOTAL	%
TOTAL HOUSING PLACEMENTS	18	5	10										33	100%
Portland	12	4	9										25	75.8%
Biddeford														0.0%
Gorham	1												1	3.0%
Lewiston	1												1	3.0%
Old Orchard Beach														0.0%
South Portland														0.0%
Westbrook	1												1	3.0%
Yarmouth			1										1	3.0%
Other Maine Towns														0.0%
York County Shelter														0.0%
Reunification with friends/family in another Maine town*														0.0%
Reunification with friends/family in another state*	3	1											4	12.1%

FAMILY SHELTER PERMANENT AND TRANSITIONAL HOUSING PLACEMENT DATA

■ 2021



	Jan	Feb	Mar	Apr	May	Jun	Jul	Aug	Sep	Oct	Nov	Dec	TOTAL	100%
TOTAL HOUSING PLACEMENTS	6	5	9										20	
Portland	2	5	8										15	75.0%
Auburn														0.0%
Augusta														0.0%
Biddeford														0.0%
Gorham	1												1	5.0%
Gray														0.0%
Lewiston														0.0%
Lyman														0.0%
Mexico														0.0%
Old Orchard Beach														0.0%
Scarborough														0.0%
South Portland														0.0%
Westbrook	1		1										2	10.0%
Yarmouth														0.0%
Other Maine Town														0.0%
Out of State	2												2	10.0%