

PORTLAND HOMELESS SHELTERS

Average Total Number of Individuals Residing in Shelters per Night:

	NOVEMBER 2019	NOVEMBER 2020
ADOLESCENTS	18 Individuals	13 Individuals
FAMILIES	144 Individuals 46 Average Families	193 Individuals 64 Average Families
ADULTS	241 Individuals	194 Individuals
Total	403 Individuals	401 Individuals*

*Does not capture everyone in emergency shelter as General Assistance assisted 282 unduplicated cases with alternative emergency shelter in hotels in the month. Some people assisted with GA hotels also stayed in shelters during the month.

Prepared by: City of Portland, Health & Human Services Department, Social Services Division

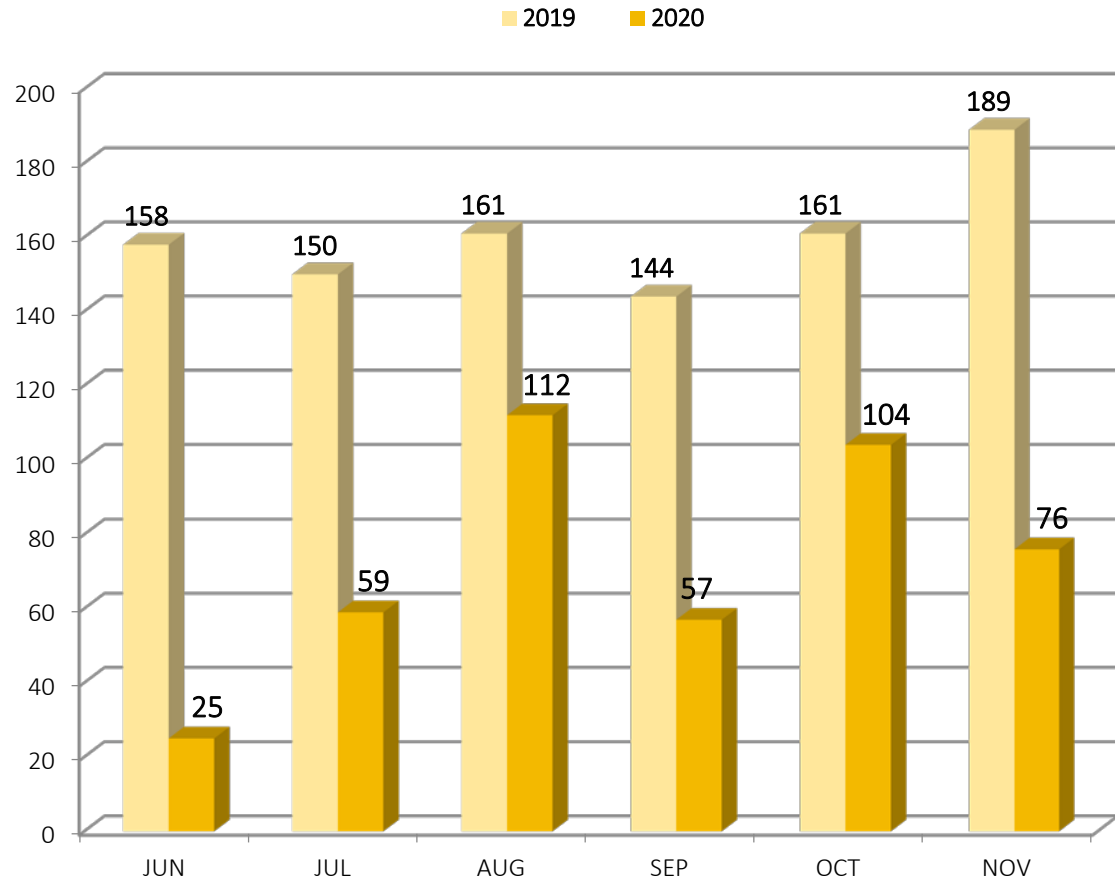
OXFORD STREET SHELTER

NOVEMBER 2020

Intakes by Residency

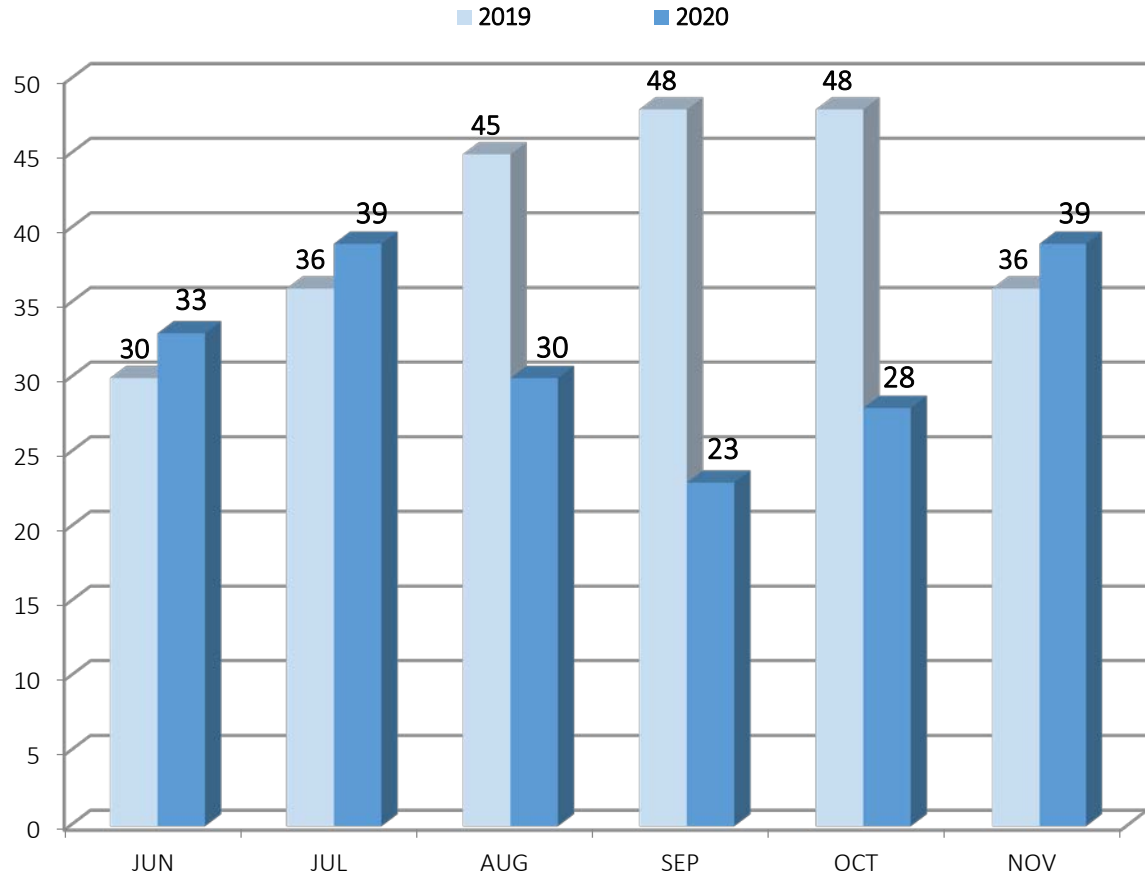
MAINE TOWN					OUT-OF-STATE					OUT-OF-COUNTRY	
Bath	1	Warren	2		IA	1					
Biddeford	5	Waterville	1		MA	2					
Brunswick	1	Westbrook	3		NV	1					
Charleston	1	Windham	2		TX	1					
Freeman Township	2										
Harpswell	1										
Lewiston	1										
Peaks Island	1										
Poland	1										
Sanford	2										
Scarborough	1										
South Portland	3										
MAINE TOWN:	28	OUT-OF-STATE:	5	OUT-OF-COUNTRY:		PORTLAND:	19	Unknown:		TOTAL:	52

PORTLAND, CITY-WIDE NOVEMBER 2020 SHELTER INTAKES BY MONTH



	INTAKES	Pre-COVID Bed Capacity	Current Bed Capacity
Through These Doors	3/7	16	16+ at shelter and hotel overflow
Family Shelter	6	146	136
Joe Kreisler	2	24	24
Milestone	7	41	34
Oxford Street (Men)	39	154 at OSS, 75 at PSRC overflow	75 at OSS, 149 at contracted hotel
Oxford Street (Women)	13		
Florence House	6	25 at Shelter, 15 at Safe Haven	25 at Shelter, 15 at Safe Haven
TOTAL	76	496	474+

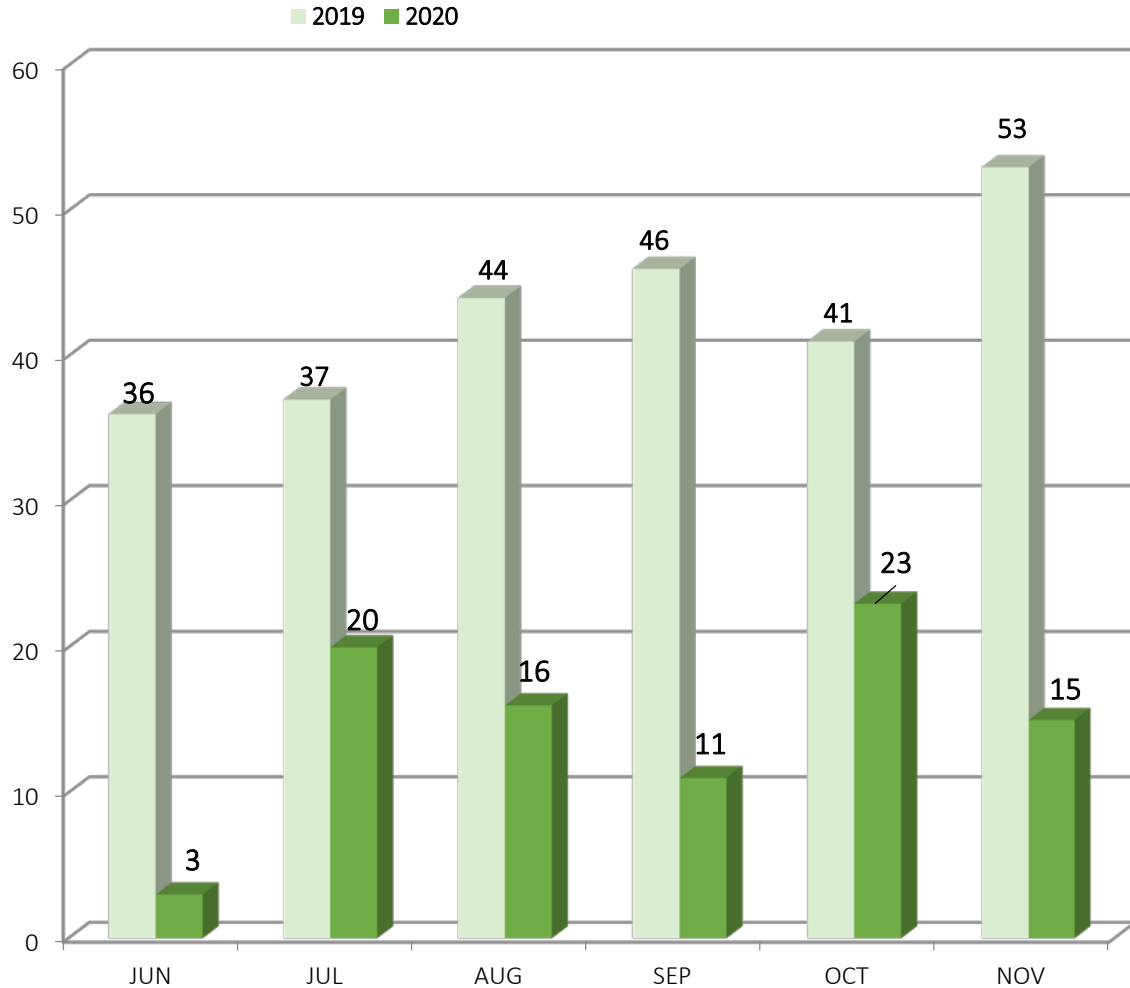
PORTLAND, CITY-WIDE NOVEMBER 2020 HOUSING PLACEMENTS BY MONTH



	TOTAL HOUSING PLACEMENTS	TEMPORARY	PERMANENT
Through These Doors	8/14	3/5	5/9
Family Shelter	13/41		13/41
Joe Kreisler	5	4	1
Milestone	5		5
Oxford Street (Men)	6		6
Oxford Street (Women)	2		2
Florence House	2		2
TOTAL	39	7	32

*Starting November, 2013, Oxford Street Shelter shifted prioritization of housing placements to their 30 longest-term stayers.

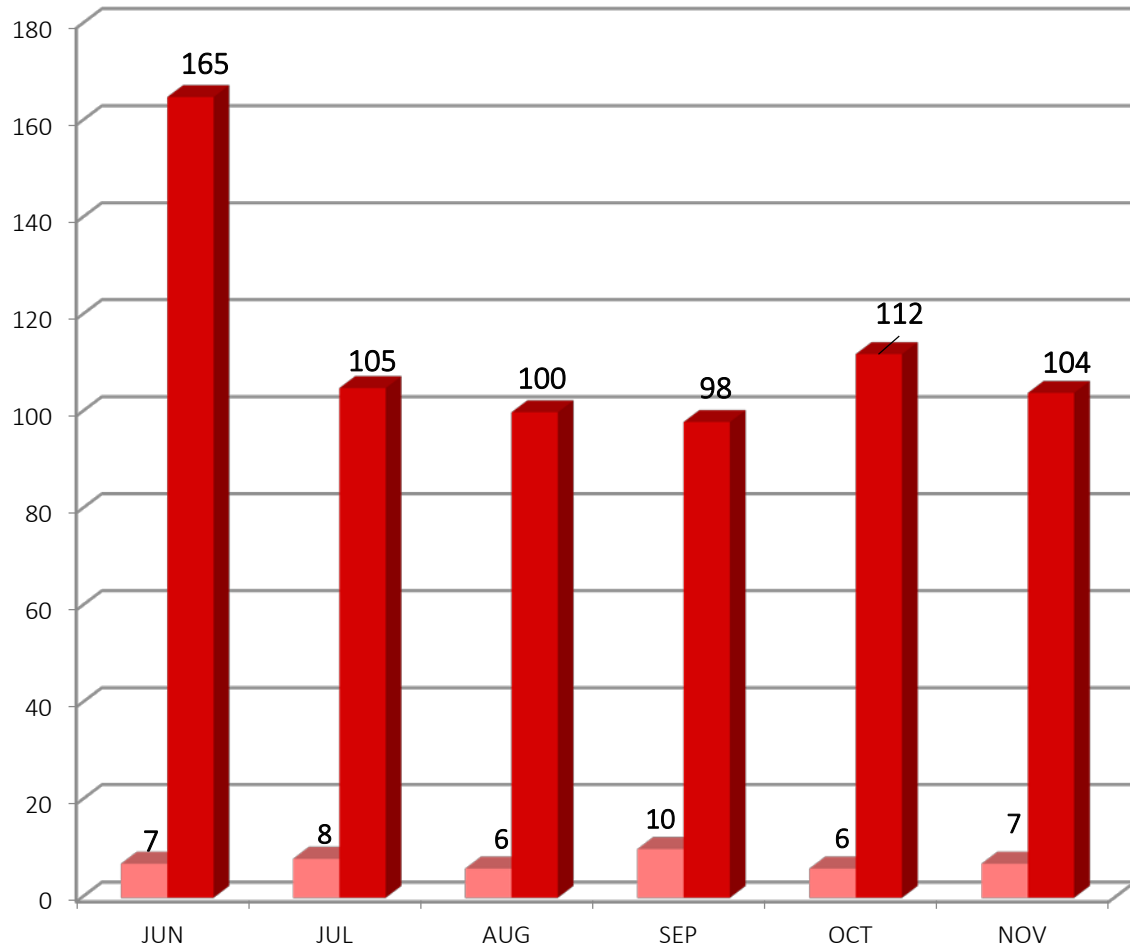
PORTLAND, CITY-WIDE NOVEMBER 2020 1st TIME HOMELESSNESS STATISTICS (BASED ON SELF-REPORTING)



1 ST TIME HOMELESSNESS STATISTICS	1 st Time Homeless Intakes	% of Total Intake	% of Total First Time Homeless Intakes
Through These Doors	2/6	2.6%	13.3%
Family Shelter	5/18	6.6%	33.3%
Joe Kreisler	0		
Milestone	0		
Oxford Street (Men)	4	5.3%	26.7%
Oxford Street (Women)	3	3.9%	20%
Florence House	1	1.3%	67%
TOTAL	15	19.7%	100%

PORTLAND, CITY-WIDE NOVEMBER 2020 CTOs FROM SHELTER

Monthly Current

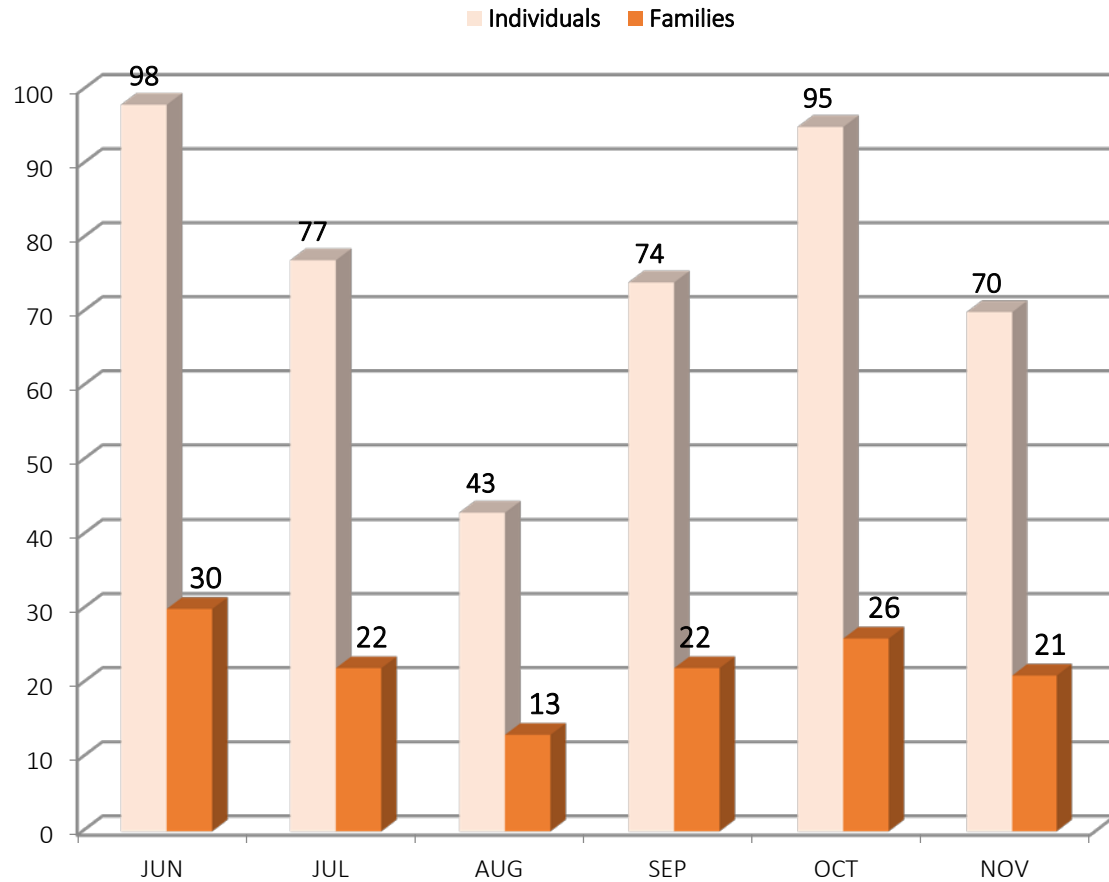


CTO STATISTICS	CTOs in the Month	Medical Restrictions by Month	Current CTOs
Family Shelter	0		0
Joe Kreisler	0		2
Milestone	0		12
Oxford Street Shelter	7		88
Florence House	0		2
TOTAL	7		104

Monthly Medical Restrictions:



PORTLAND, CITY-WIDE NOVEMBER 2020 WARMING CENTER STATISTICS BY MONTH



Warming Center	
Intakes	
Housing Placements	
Family Promise	

Date	Families	Individuals
1	27	93
2	26	91
3	26	91
4	26	91
5	24	83
6	23	78
7	23	78
8	23	78
9	23	78
10	22	74
11	22	74
12	22	74
13	21	71
14	20	69
15	20	69
16	20	69
17	19	63
18	19	63
19	19	63
20	19	63
21	19	63
22	19	63
23	18	60
24	17	57
25	17	56
26	17	56
27	17	56
28	17	56
29	17	56
30	17	56

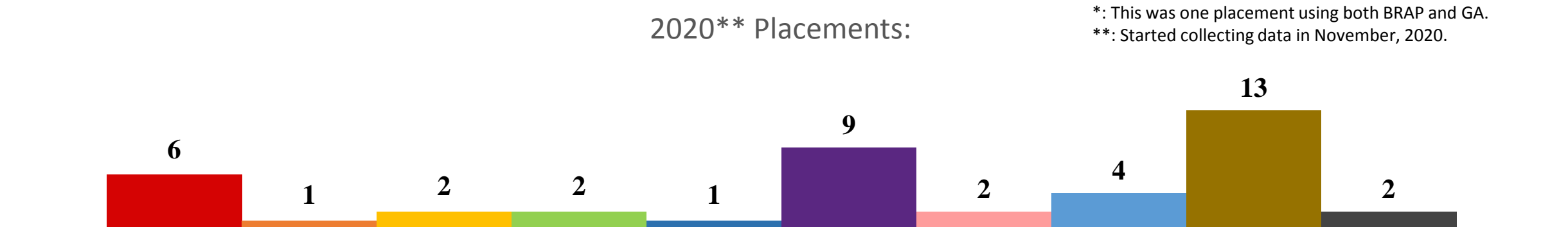
PORTLAND, CITY-WIDE NOVEMBER 2020 HOUSING PLACEMENTS BY TYPE

	S+C	BRAP	Sober House	Public Housing	STEP	Family Reunification	HCV	OTHER	GA	Self Pay
Through These Doors	1					3		4		
Family Shelter				1		1	1		10	
Joe Kreisler			2			2			1	
Milestone	3					1			1	
Oxford Street (Men)	1	1*			1	2			1*	1
Oxford Street (Women)	1						1			
Florence House				1						1
TOTAL	6	1	2	2	1	9	2	4	13	2

Distribution of Placements in the Month:



2020** Placements:



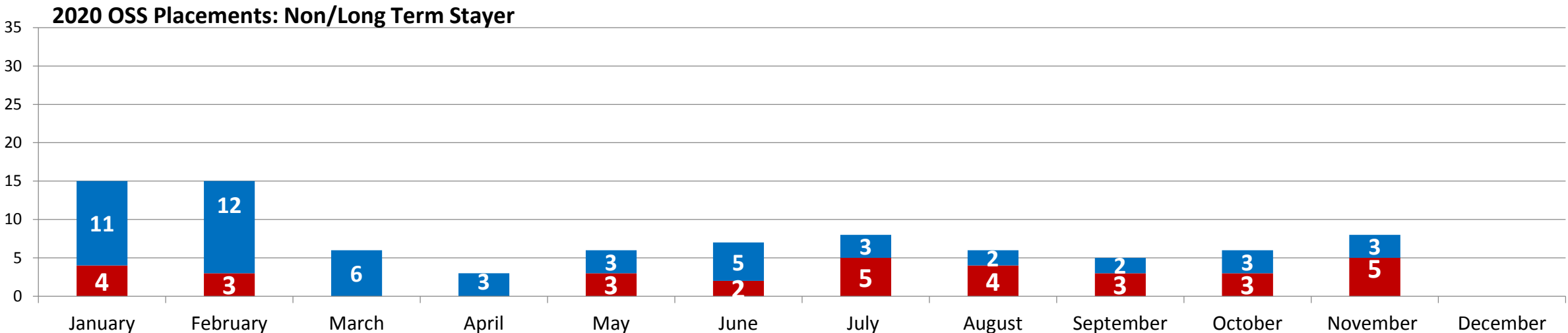
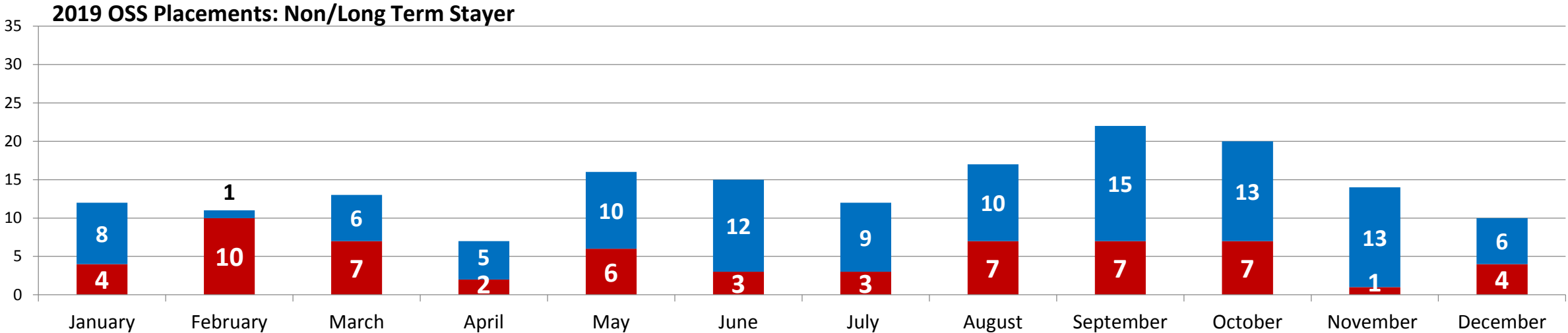
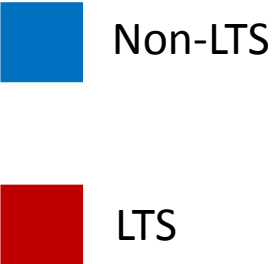
*: This was one placement using both BRAP and GA.
 **: Started collecting data in November, 2020.

PORTLAND, CITY-WIDE NOVEMBER 2020 SHELTER COUNT BY NIGHT

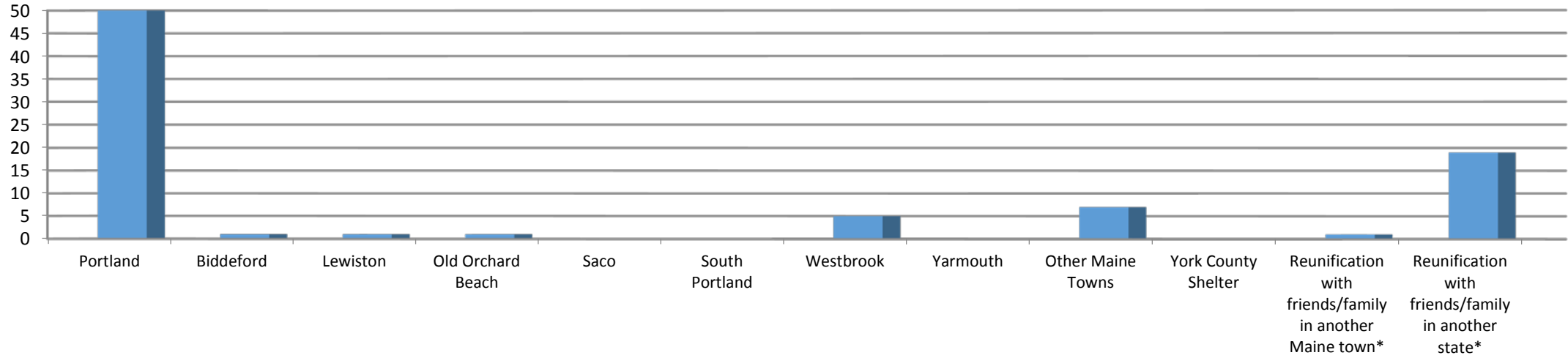
On NOVEMBER: 2nd
429 individuals
(including families)
were utilizing shelter services in
Portland

Calendar Day	Through These Doors	Family Shelter	Florence House	Joe Kreisler	Milestone	OSS Beds	OSS Chairs	Total Bed Nights
1	16	202	38	16	32	123	0	427
2	16	194	37	17	35	130	0	429
3	16	194	36	18	34	124	0	422
4	15	191	38	18	28	129	0	419
5	15	190	34	12	36	120	0	407
6	15	190	35	14	31	128	0	413
7	15	190	35	15	25	124	0	404
8	12	185	33	16	28	129	0	403
9	15	185	34	13	31	128	0	406
10	15	185	39	11	29	121	0	400
11	15	185	35	13	28	125	0	401
12	12	186	39	14	36	126	0	413
13	11	186	39	13	36	128	0	413
14	11	184	38	13	29	128	0	403
15	11	184	38	16	35	127	0	411
16	11	184	37	9	33	129	0	403
17	11	178	35	14	36	132	0	406
18	11	178	35	13	35	131	0	403
19	7	175	35	9	30	131	0	387
20	11	175	32	11	25	133	0	387
21	11	175	35	12	23	126	0	382
22	14	175	34	13	26	126	0	388
23	14	175	36	11	27	133	0	396
24	14	172	37	11	31	125	0	390
25	14	167	37	12	30	133	0	393
26	14	167	34	11	29	128	0	383
27	14	165	36	11	27	126	0	379
28	14	165	36	13	22	128	0	378
29	14	162	35	13	31	128	0	383
30	12	159	33	13	30	140	0	387
	396	5,403	1,075	395	908	3,839	0	12,016
Avg/night*	13	180	36	13	30	128	0	401
Highest*	16	202	39	18	36	140	0	429
Lowest*	7	159	32	9	22	120	0	378

OXFORD STREET SHELTER & COMMUNITY OVERFLOW HOUSING PLACEMENT DATA



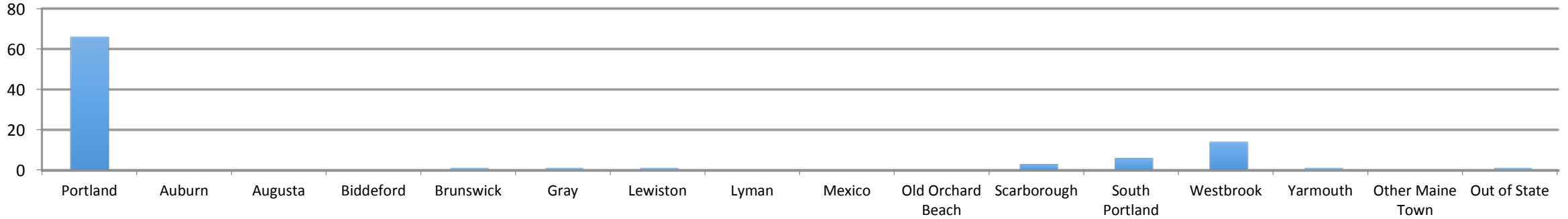
OXFORD STREET SHELTER & COMMUNITY OVERFLOW PERMANENT AND TRANSITIONAL 2020 HOUSING PLACEMENT DATA



	Jan	Feb	Mar	Apr	May	Jun	Jul	Aug	Sep	Oct	Nov	Dec	TOTAL	%
TOTAL HOUSING PLACEMENTS	15	15	6	3	6	7	8	6	5	6	8		85	100%
Portland	6	7	2	1	5	7	6	5	3	3	5		50	58.8%
Biddeford									1				1	1.2%
Lewiston							1						1	1.2%
Old Orchard Beach	1												1	1.2%
Saco														0.0%
South Portland														0.0%
Westbrook			1	2	1				1				5	5.9%
Yarmouth														0.0%
Other Maine Towns		2	1				1			1	2		7	8.2%
York County Shelter														0.0%
Reunification with friends/family in another Maine town*	1												1	1.2%
Reunification with friends/family in another state*	7	6	2					1		2	1		19	22.4%

FAMILY SHELTER PERMANENT AND TRANSITIONAL HOUSING PLACEMENT DATA

■ 2020



	Jan	Feb	Mar	Apr	May	Jun	Jul	Aug	Sep	Oct	Nov	Dec	TOTAL	100%
TOTAL HOUSING PLACEMENTS	10	12	9	2	3	11	14	8	5	7	13		94	
Portland	9	11	6			11	11	5	2	5	6		66	70.2%
Auburn														
Augusta														
Biddeford														
Brunswick								1					1	1.1%
Gray									1				1	1.1%
Lewiston											1		1	1.1%
Lyman														
Mexico														
Old Orchard Beach														
Scarborough											3		3	3.2%
South Portland		1		1			2	2					6	6.4%
Westbrook	1		3		3		1		2	2	2		14	14.9%
Yarmouth				1									1	1.1%
Other Maine Town														
Out of State											1		1	1.1%