

PORTLAND HOMELESS SHELTERS

Average Total Number of Individuals Residing in Shelters per Night:

	OCTOBER 2019	OCTOBER 2020
ADOLESCENTS	16 Individuals	13 Individuals
FAMILIES	147 Individuals 49 Average Families	216 Individuals 71 Average Families
ADULTS	235 Individuals	174 Individuals
Total	408 Individuals	403 Individuals*

*Does not capture everyone in emergency shelter as General Assistance assisted 279 unduplicated cases with alternative emergency shelter in hotels in October. This number is not mutually exclusive with the FS warming center.

Prepared by: City of Portland, Health & Human Services Department, Social Services Division

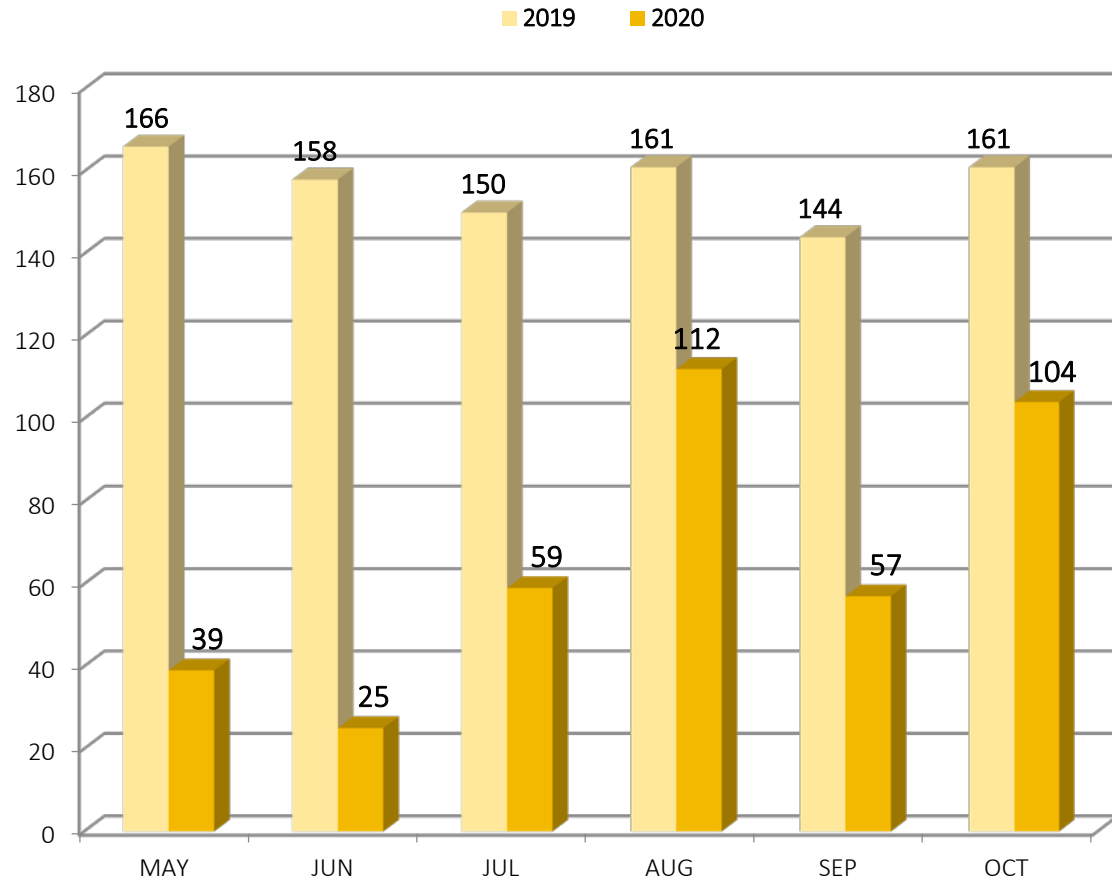
OXFORD STREET SHELTER

OCTOBER 2020

Intakes by Residency

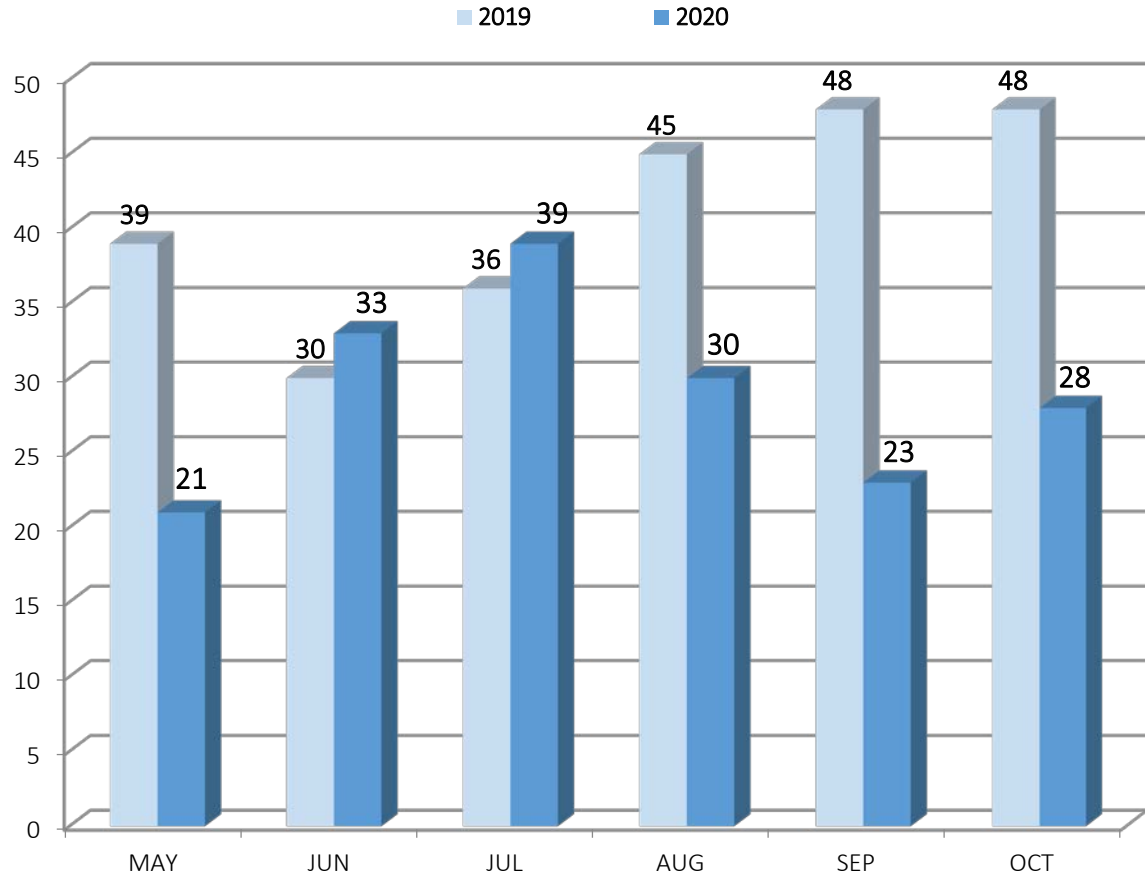
MAINE TOWN					OUT-OF-STATE					OUT-OF-COUNTRY	
Biddeford	2	Woolwich	1		MA						
Brunswick	3				NH						
Cornish	1				NY						
Falmouth	1				WA						
Gorham	1										
Lewiston	2										
Mariaville	1			21							
Saco	1										
South Portland	5										
Warren	1										
Westbrook	1										
Windham	1										
MAINE TOWN:	21	OUT-OF-STATE:	4	OUT-OF-COUNTRY:		PORTLAND:	31	Unknown:		TOTAL:	56

PORTLAND, CITY-WIDE OCTOBER 2020 SHELTER INTAKES BY MONTH



	INTAKES
Through These Doors	6/13
Family Shelter	9/31
Joe Kreisler	12
Milestone	14
Oxford Street (Men)	49
Oxford Street (Women)	7
Florence House	7
TOTAL	104

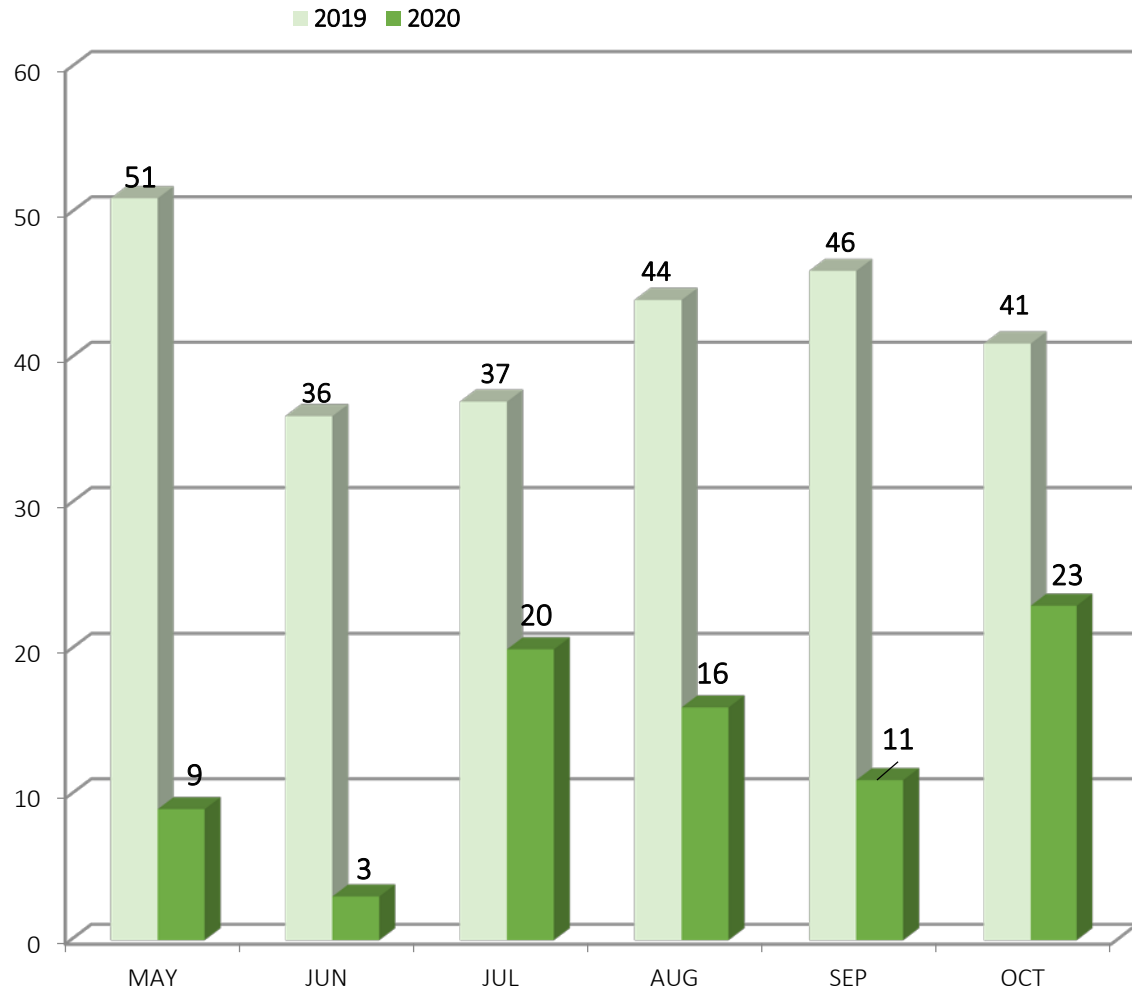
PORTLAND, CITY-WIDE OCTOBER 2020 HOUSING PLACEMENTS BY MONTH



	TOTAL HOUSING PLACEMENTS	TRANSITIONAL	PERMANENT
Through These Doors	5/9		5/9
Family Shelter	7/26		7/26
Joe Kreisler	3		3
Milestone	2		2
Oxford Street (Men)	6		6
Oxford Street (Women)	0		
Florence House	5	2	3
TOTAL	28	2	26

*Starting November, 2013, Oxford Street Shelter shifted prioritization of housing placements to their 30 longest-term stayers.

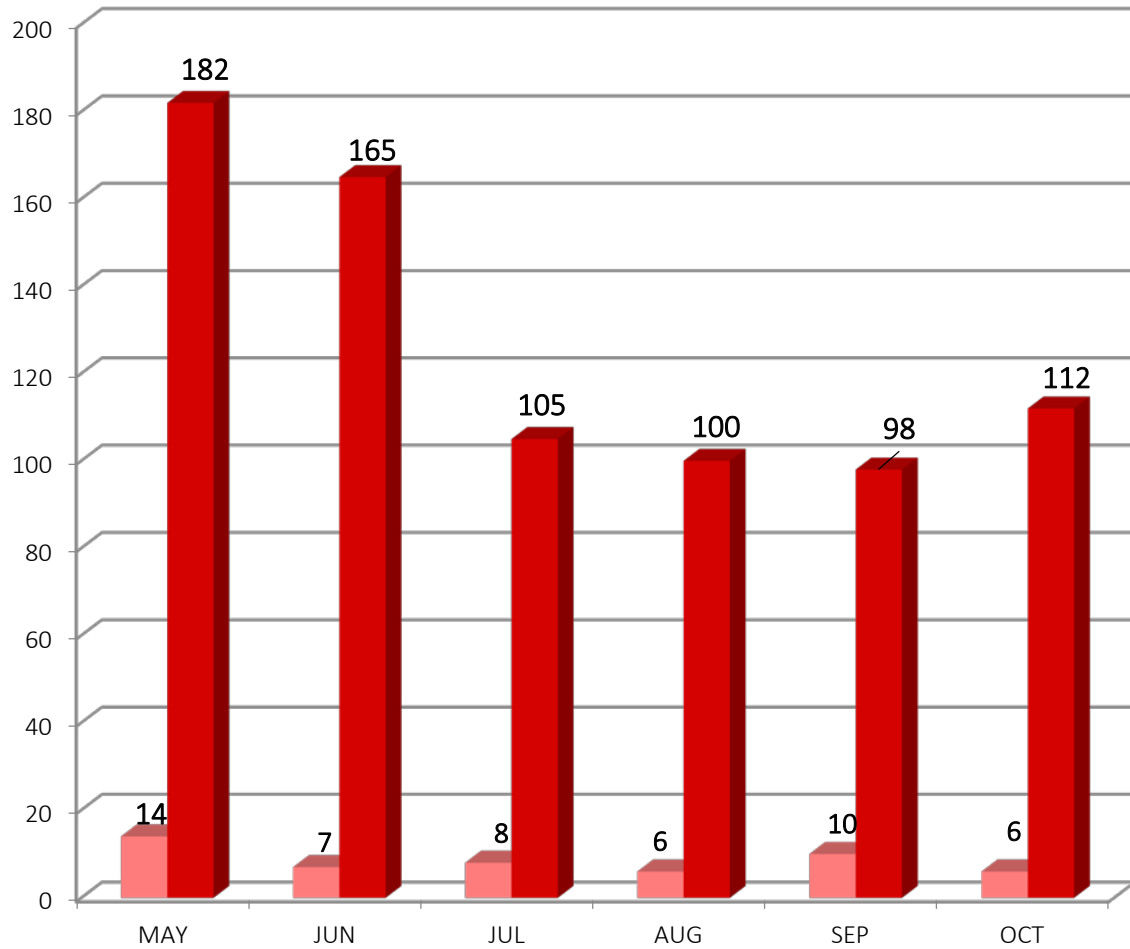
PORTLAND, CITY-WIDE OCTOBER 2020 1st TIME HOMELESSNESS STATISTICS (BASED ON SELF-REPORTING)



1 ST TIME HOMELESSNESS STATISTICS	1 st Time Homeless Intakes	% of Total Intake	% of Total First Time Homeless Intakes
Through These Doors	4/8	4%	17%
Family Shelter	9/31	9%	39%
Joe Kreisler	4	4%	17%
Milestone	6	6%	26%
Oxford Street (Men)	0		
Oxford Street (Women)	0		
Florence House	0		
TOTAL	23	22%	100%

PORTLAND, CITY-WIDE OCTOBER 2020 CTOs FROM SHELTER

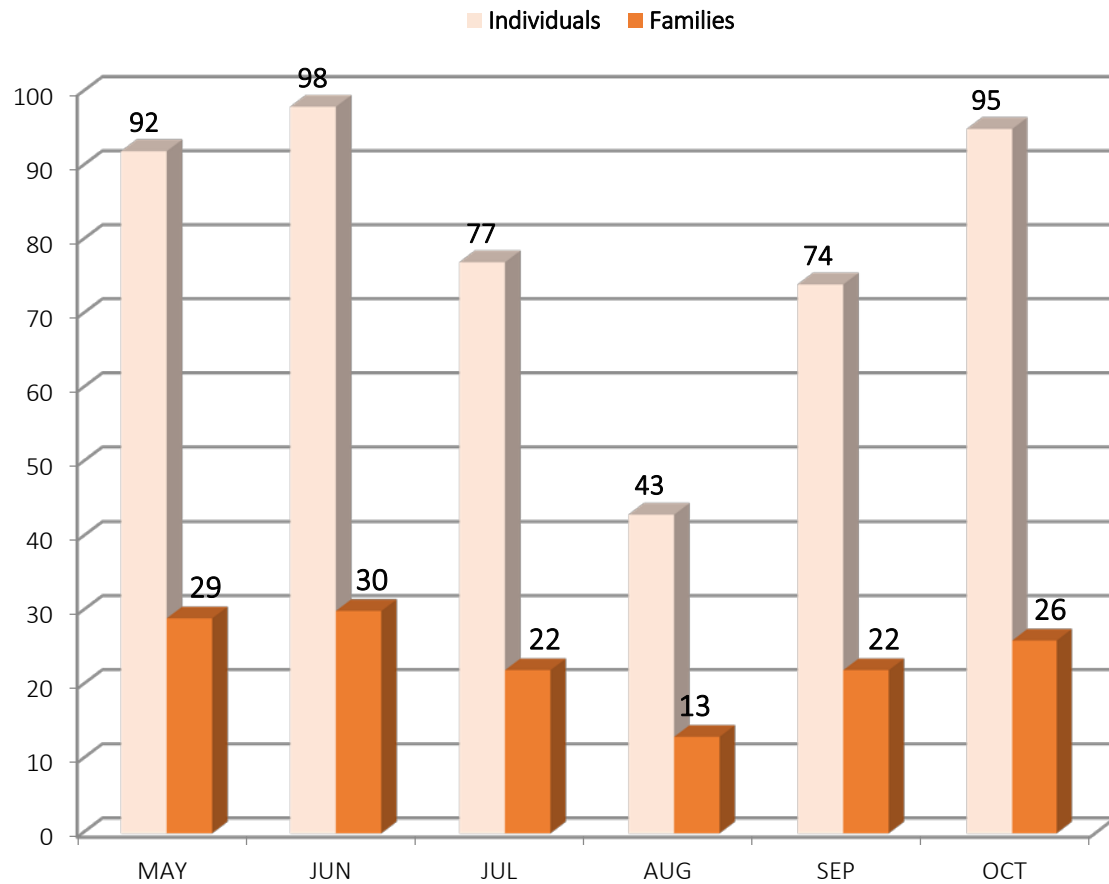
Monthly Current



CTO STATISTICS	CTOs in the Month	Medical Restrictions by Month	Current CTOs
Family Shelter	0		0
Joe Kreisler	0		4
Milestone	1		12
Oxford Street Shelter	5		95
Florence House	0	1	1
TOTAL	6	1	112



PORTLAND, CITY-WIDE OCTOBER 2020 WARMING CENTER STATISTICS BY MONTH



Warming Center	
Intakes	14/46
Housing Placements	3/11
Family Promise	/

Date	Families	Individuals
1	25	91
2	23	87
3	22	84
4	22	84
5	24	89
6	25	94
7	24	91
8	25	95
9	24	89
10	24	89
11	24	89
12	24	89
13	26	94
14	26	94
15	26	95
16	26	95
17	26	95
18	26	95
19	27	98
20	29	105
21	29	105
22	29	108
23	29	105
24	29	105
25	29	105
26	30	108
27	30	108
28	27	93
29	27	93
30	27	93
31	27	93

PORTLAND, CITY-WIDE OCTOBER 2020 SHELTER COUNT BY NIGHT

On OCTOBER: 27

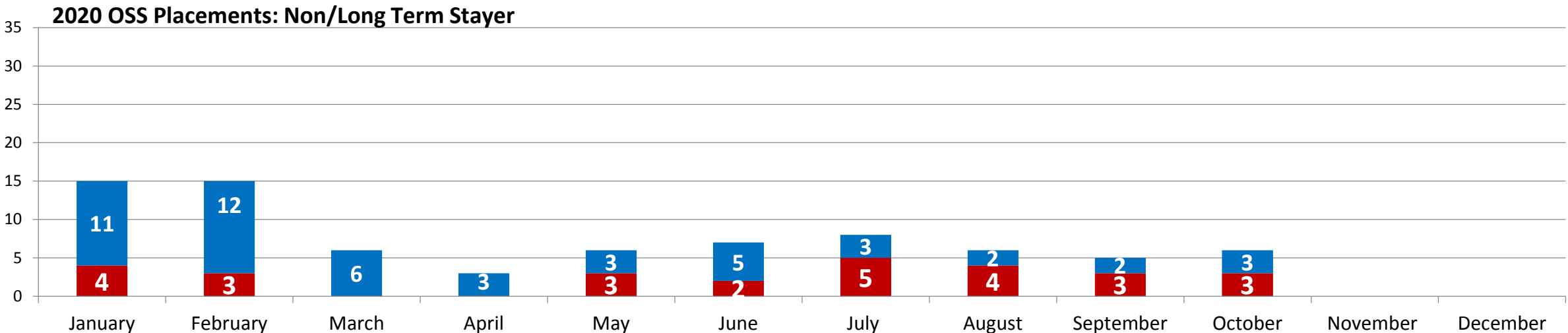
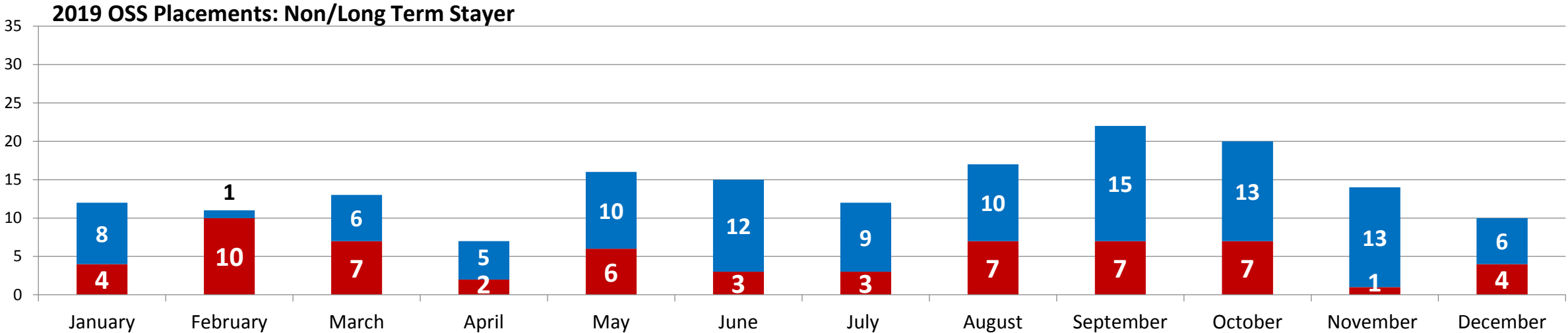
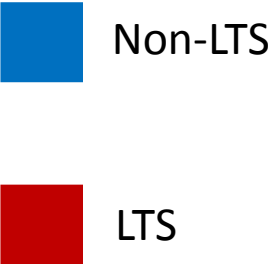
437 individuals

(including families)

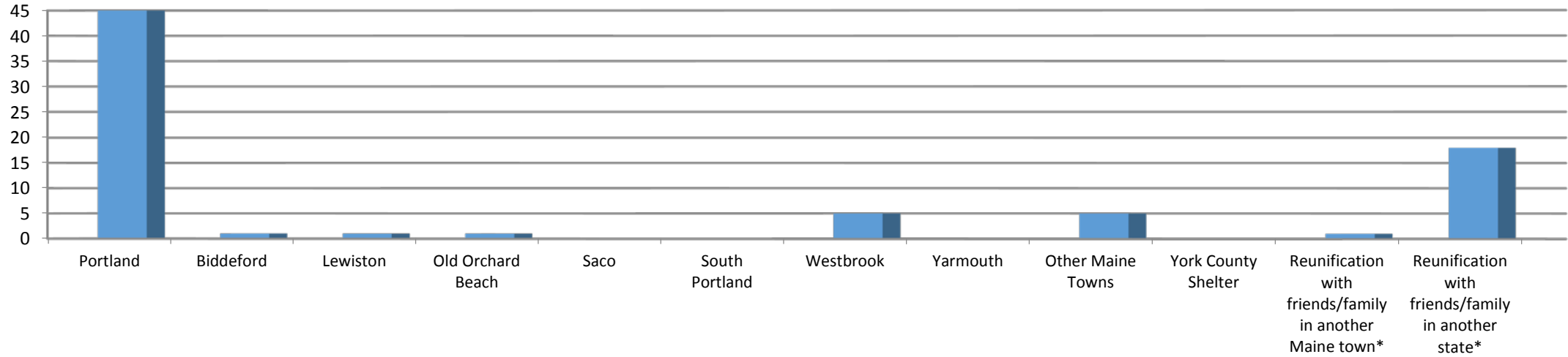
were utilizing shelter services in
Portland

Calendar Day	Through These Doors	Family Shelter	Florence House	Joe Kreisler	Milestone	OSS Beds	OSS Chairs	Total Bed Nights
1	11	182	38	12	27	94	0	364
2	16	180	37	11	33	102	0	379
3	11	180	34	10	30	96	0	361
4	11	180	35	12	31	89	0	358
5	11	186	35	12	34	90	0	368
6	13	191	33	13	30	89	0	369
7	13	191	35	11	37	103	0	390
8	13	195	38	11	39	94	0	390
9	14	195	38	12	29	96	0	384
10	17	195	36	12	32	95	0	387
11	17	195	37	14	35	95	0	393
12	17	195	36	13	35	95	0	391
13	17	200	36	14	38	100	0	405
14	17	200	36	16	36	98	0	403
15	13	201	37	16	35	98	0	400
16	17	199	37	15	35	109	0	412
17	18	199	38	12	35	107	0	409
18	18	199	38	12	30	103	0	400
19	18	201	39	12	37	105	0	412
20	18	208	39	12	35	104	0	416
21	18	208	39	13	34	109	0	421
22	23	210	38	15	37	106	0	429
23	22	212	34	17	34	110	0	429
24	22	212	35	16	30	114	0	429
25	22	212	36	14	27	116	0	427
26	18	215	35	13	32	119	0	432
27	18	216	37	15	37	114	0	437
28	18	201	38	15	36	112	0	420
29	18	201	37	15	34	118	0	423
30	19	201	32	14	33	122	0	421
31	18	201	34	14	33	120	0	420
Total*	516	6,161	1,127	413	1,040	3,222	0	12,479
Avg/night*	17	199	36	13	34	104	0	403
Highest*	23	216	39	17	39	122	0	437
Lowest*	11	180	32	10	27	89	0	358

OXFORD STREET SHELTER & COMMUNITY OVERFLOW HOUSING PLACEMENT DATA



OXFORD STREET SHELTER & COMMUNITY OVERFLOW PERMANENT AND TRANSITIONAL 2020 HOUSING PLACEMENT DATA



	Jan	Feb	Mar	Apr	May	Jun	Jul	Aug	Sep	Oct	Nov	Dec	TOTAL	%
TOTAL HOUSING PLACEMENTS	15	15	6	3	6	7	8	6	5	6			77	100%
Portland	6	7	2	1	5	7	6	5	3	3			45	58.4%
Biddeford									1				1	1.3%
Lewiston							1						1	1.3%
Old Orchard Beach	1												1	1.3%
Saco														0.0%
South Portland														0.0%
Westbrook			1	2	1				1				5	6.5%
Yarmouth														0.0%
Other Maine Towns		2	1					1		1			5	6.5%
York County Shelter														0.0%
Reunification with friends/family in another Maine town*	1												1	1.3%
Reunification with friends/family in another state*	7	6	2					1		2			18	23.4%

