

PORTLAND HOMELESS SHELTERS

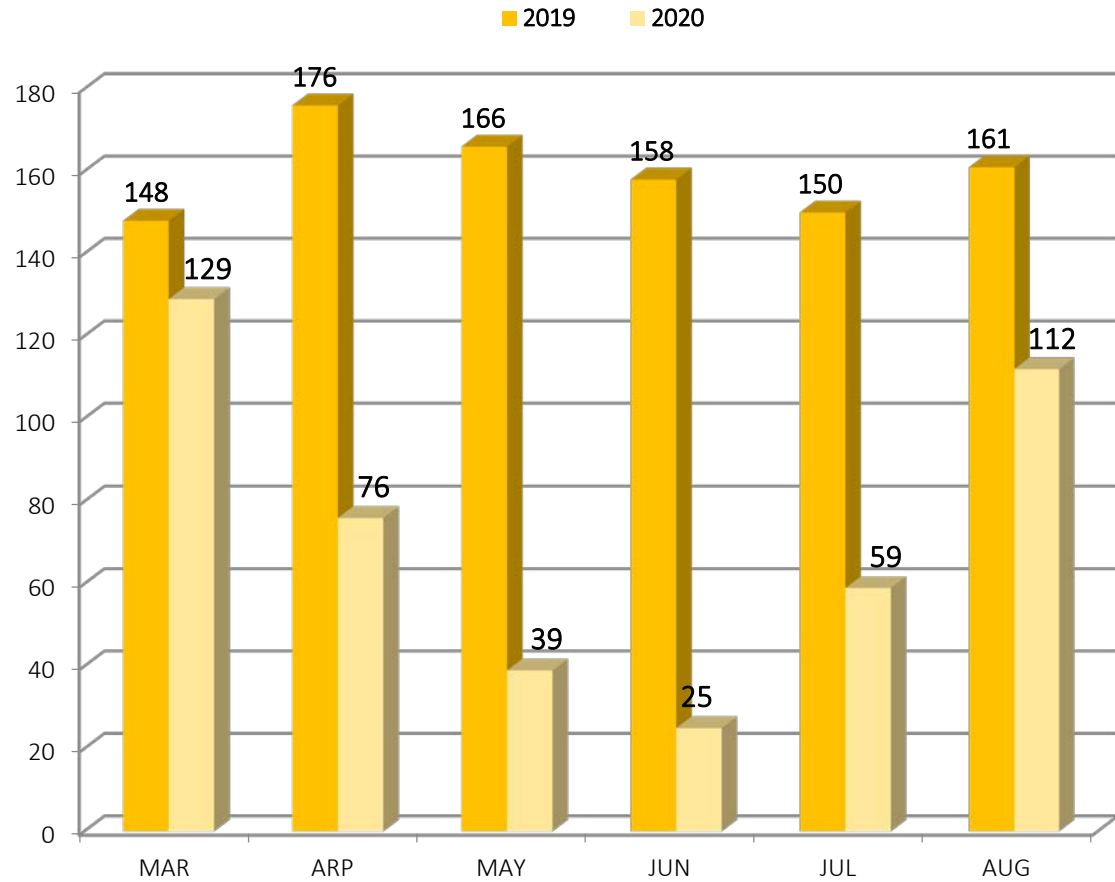
Average Total Number of Individuals Residing in Shelters per Night:

	August 2019	August 2020
ADOLESCENTS	16 Individuals	11 Individuals
FAMILIES	189 Individuals 59 Average Families	141 Individuals 52 Average Families
ADULTS	252 Individuals	154 Individuals
Total	457 Individuals	306 Individuals

OXFORD STREET SHELTER AUGUST 2020 Intakes by Residency

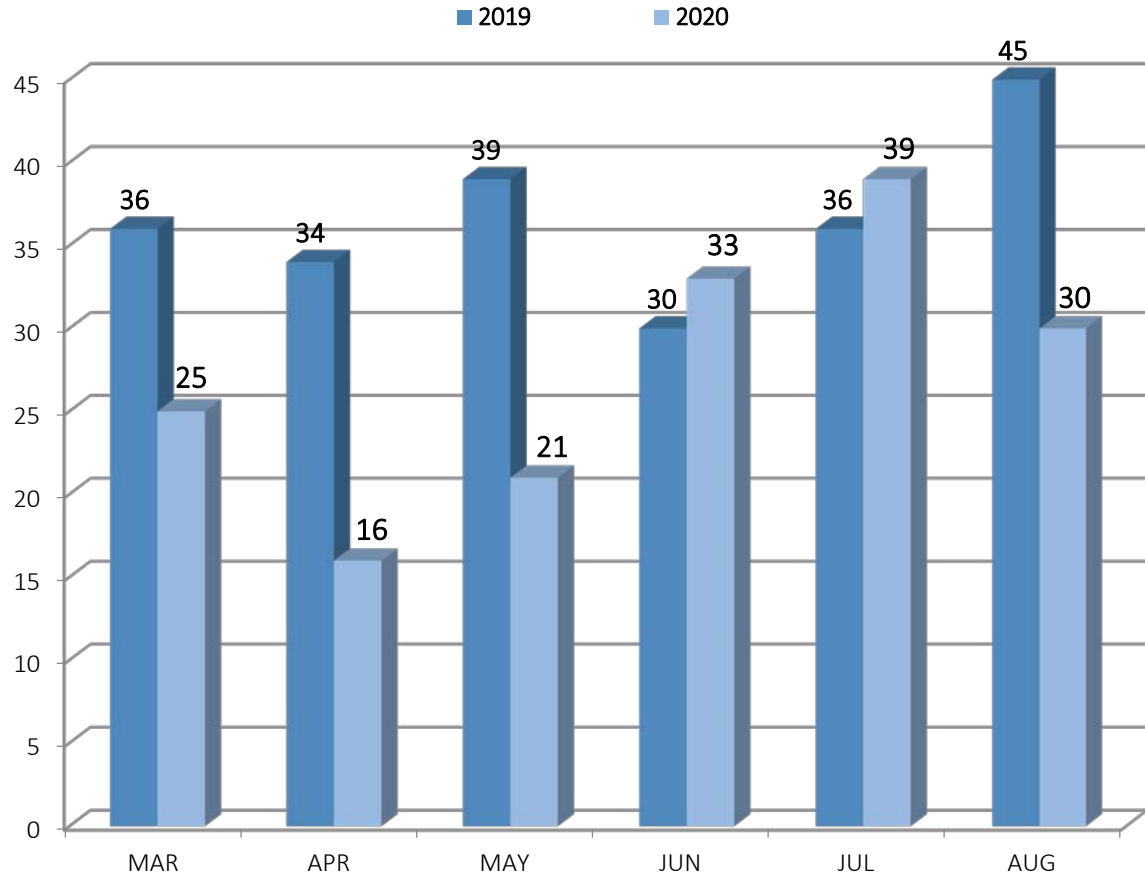
MAINE TOWN				OUT-OF-STATE					OUT-OF-COUNTRY			
August	1	Sanford	2		AL	1						
Biddeford	7	South Portland	9		GA	1						
Casco	1	Westbrook	2		KS	1						
Fort Fairfield	1	Windham	1		MA	1						
Gardiner	1				MI	1						
Gray	1				NC	1						
Lebanon	1				NH	1						
Lewiston	4				OK	1						
North Berwick	1				RI	1						
OOB	2				TX	1						
Raymond	1											
Rumford	1											
MAINE TOWN:	36	OUT-OF-STATE:	10	OUT-OF-COUNTRY:	0	PORTLAND:	29	Unknown:		TOTAL:	75	

PORTLAND, CITY-WIDE AUGUST 2020 SHELTER INTAKES BY MONTH



	INTAKES
Through These Doors	3/5
Family Shelter	11/35
Joe Kreisler	10
Milestone	9
Oxford Street (Men)	52
Oxford Street (Women)	23
Florence House	4
TOTAL	112

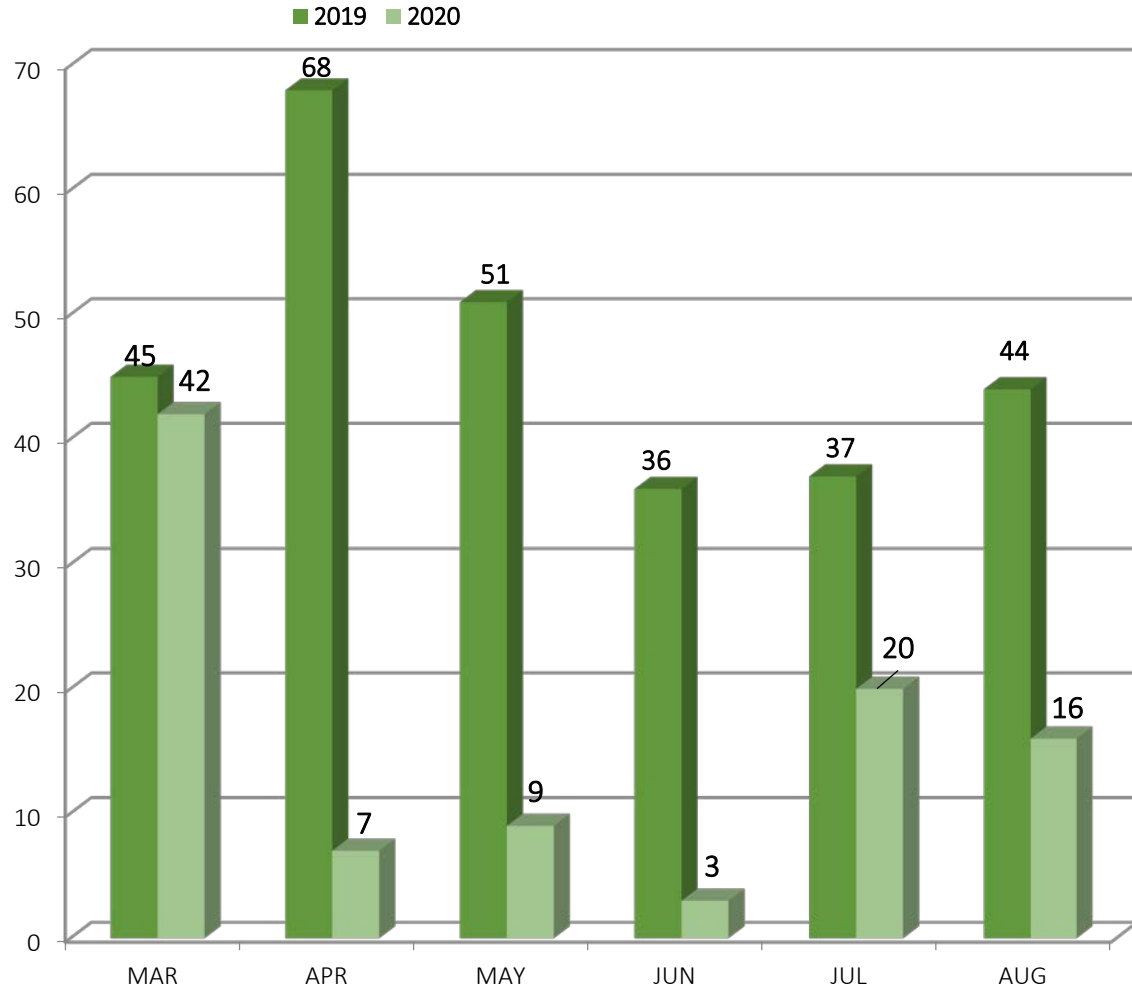
PORTLAND, CITY-WIDE AUGUST 2020 HOUSING PLACEMENTS BY MONTH



	TOTAL HOUSING PLACEMENTS	TRANSITIONAL	PERMANENT
Through These Doors	9/14		9/14
Family Shelter	8/30		8/30
Joe Kreisler	3	1	2
Milestone	3		3
Oxford Street (Men)	4		4
Oxford Street (Women)	1		1
Florence House	2	1	1
TOTAL	30	2	28

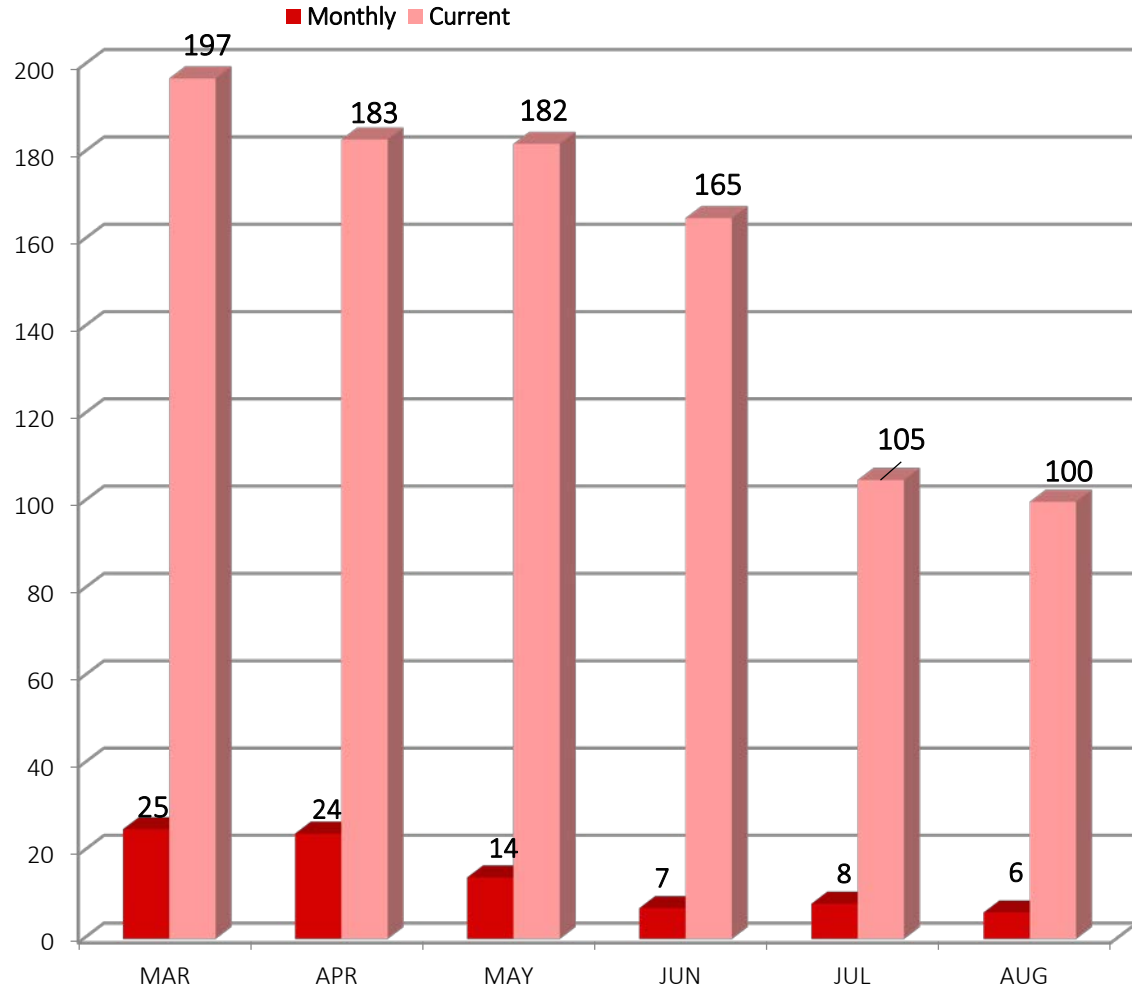
*Starting November, 2013, Oxford Street Shelter shifted prioritization of housing placements to their 30 longest-term stayers.

PORTLAND, CITY-WIDE AUGUST 2020 1st TIME HOMELESSNESS STATISTICS (BASED ON SELF-REPORTING)



1 ST TIME HOMELESSNESS STATISTICS	1 st Time Homeless Intakes	% of Total Intake	% of Total First Time Homeless Intakes
Through These Doors	1/1	1%	6%
Family Shelter	8/25	7%	50%
Joe Kreisler	7	6%	44%
Milestone	0		
Oxford Street (Men)	0		
Oxford Street (Women)	0		
Florence House	0		
TOTAL	16	14%	100%

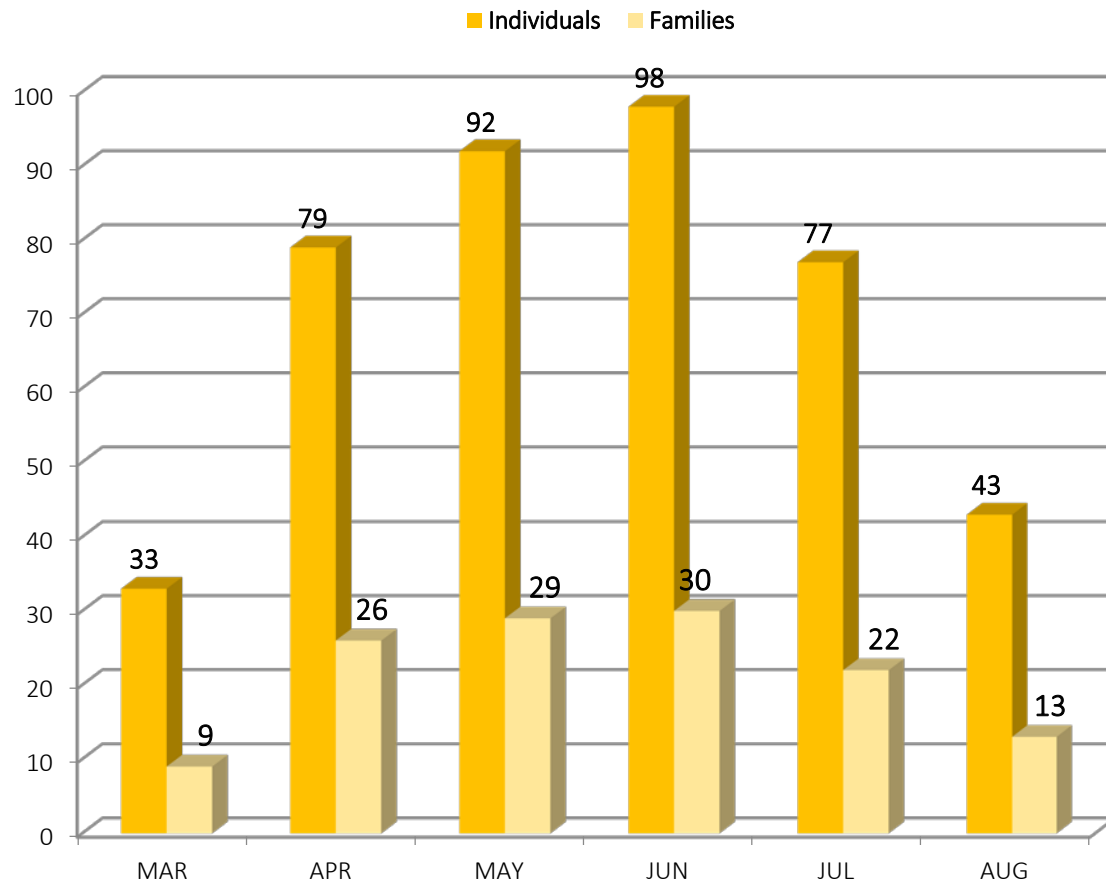
PORTLAND, CITY-WIDE AUGUST 2020 CTOs FROM SHELTER



CTO STATISTICS	CTOs in the Month	Medical Restrictions by Month	Current CTOs
Family Shelter	0	0	0
Joe Kreisler	0	0	4
Milestone	0		7
Oxford Street Shelter	6		87
Florence House	0		2
TOTAL	6		100



PORTLAND, CITY-WIDE AUGUST 2020 WARMING CENTER STATISTICS BY MONTH



Warming Center	
Intakes	/
Housing Placements	/
Family Promise	/

Date	Families	Individuals
1	11	44
2	11	44
3	11	44
4	11	41
5	10	36
6	14	48
7	14	48
8	14	48
9	14	48
10	14	48
11	14	48
12	13	45
13	10	35
14	10	35
15	10	35
16	10	35
17	12	42
18	12	41
19	13	43
20	13	43
21	12	39
22	12	39
23	12	39
24	12	39
25	14	44
26	15	50
27	15	50
28	15	50
29	15	50
30	15	50
31	14	47

PORTLAND, CITY-WIDE AUGUST 2020 SHELTER COUNT BY NIGHT

On August: 25
355 individuals
(including families)
were utilizing shelter services in
Portland

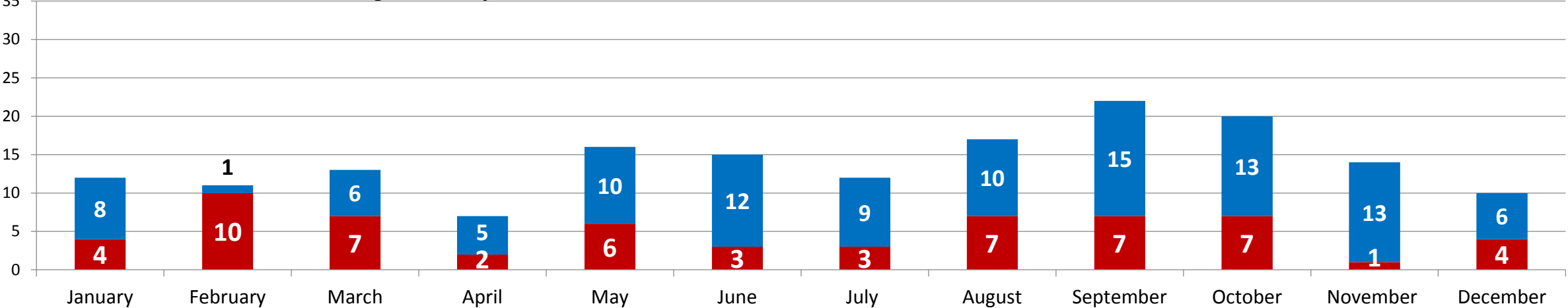
Calendar Day	Through These Doors	Family Shelter	Florence House	Joe Kreisler	Milestone	OSS Beds	OSS Chairs	Total Bed Nights
1	20	130	40	5	24	60	0	279
2	16	130	39	4	26	58	0	273
3	16	130	41	4	28	57	0	276
4	16	127	38	6	36	60	0	283
5	16	122	39	5	26	68	0	276
6	16	130	40	4	26	65	0	281
7	16	122	40	6	24	68	0	276
8	16	122	41	6	30	67	0	282
9	16	126	39	8	27	67	0	283
10	16	126	40	10	28	71	0	291
11	16	118	42	12	33	87	0	308
12	17	121	40	11	34	89	0	312
13	16	119	40	9	30	91	0	305
14	16	115	37	10	36	86	0	300
15	17	115	37	11	34	87	0	301
16	16	115	36	9	34	92	0	302
17	16	121	39	13	34	96	0	319
18	17	127	39	12	39	93	0	327
19	17	129	37	13	33	94	0	323
20	17	124	34	13	37	91	0	316
21	17	123	35	12	32	86	0	305
22	20	123	38	12	33	89	0	315
23	20	123	37	14	31	92	0	317
24	21	123	37	17	31	96	0	325
25	21	128	39	18	37	112	0	355
26	19	134	37	15	31	101	0	337
27	18	129	39	17	34	91	0	328
28	15	125	35	15	29	95	0	314
29	12	125	36	17	29	104	0	323
30	13	125	37	16	29	97	0	317
31	16	125	39	18	29	107	0	334
Total*	521	3,852	1,187	342	964	2,617	0	9,483
Avg/night*	17	124	38	11	31	84	0	306
Highest*	21	134	42	18	39	112	0	355
Lowest*	12	115	34	4	24	57	0	273

OXFORD STREET SHELTER & COMMUNITY OVERFLOW HOUSING PLACEMENT DATA

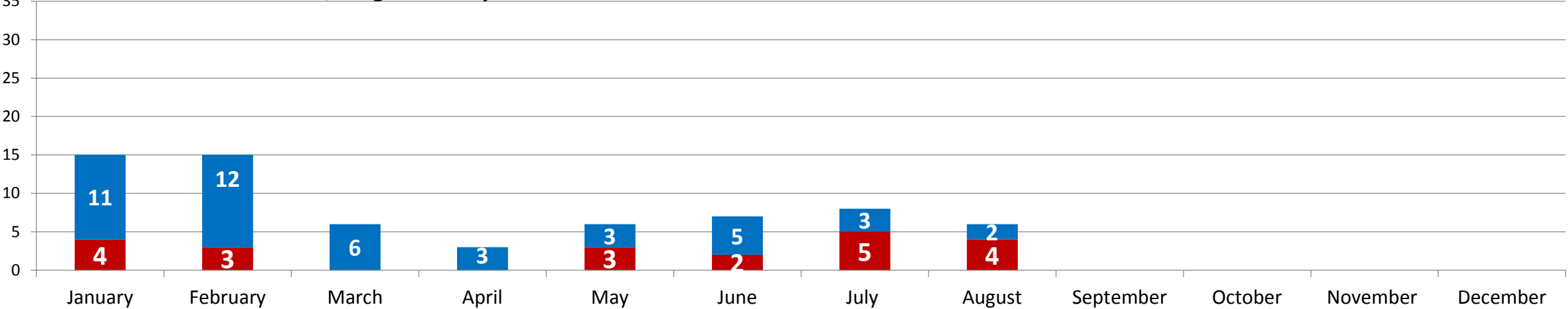
Non-LTS

LTS

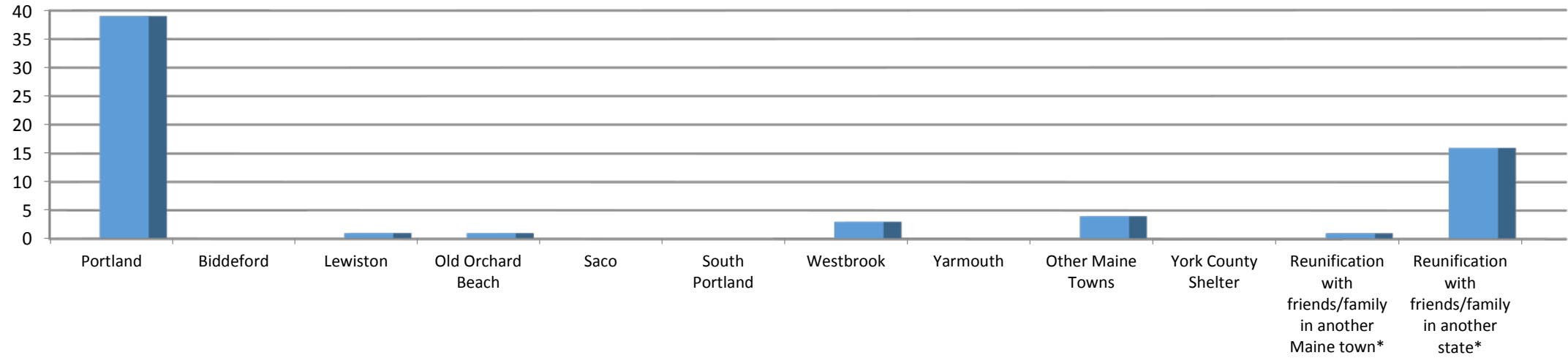
2019 OSS Placements: Non/Long Term Stayer



2020 OSS Placements: Non/Long Term Stayer



OXFORD STREET SHELTER & COMMUNITY OVERFLOW PERMANENT AND TRANSITIONAL 2020 HOUSING PLACEMENT DATA



	Jan	Feb	Mar	Apr	May	Jun	Jul	Aug	Sep	Oct	Nov	Dec	TOTAL	%
TOTAL HOUSING PLACEMENTS	15	15	6	3	6	7	8	6					66	100%
Portland	6	7	2	1	5	7	6	5					39	60%
Biddeford														0.0%
Lewiston							1						1	1.5%
Old Orchard Beach	1												1	1.5%
Saco														0.0%
South Portland														0.0%
Westbrook			1	2	1								3	4.6%
Yarmouth														0.0%
Other Maine Towns		2	1				1						4	6.2%
York County Shelter														0.0%
Reunification with friends/family in another Maine town*	1												1	1.5%
Reunification with friends/family in another state*	7	6	2					1					16	24.6%

