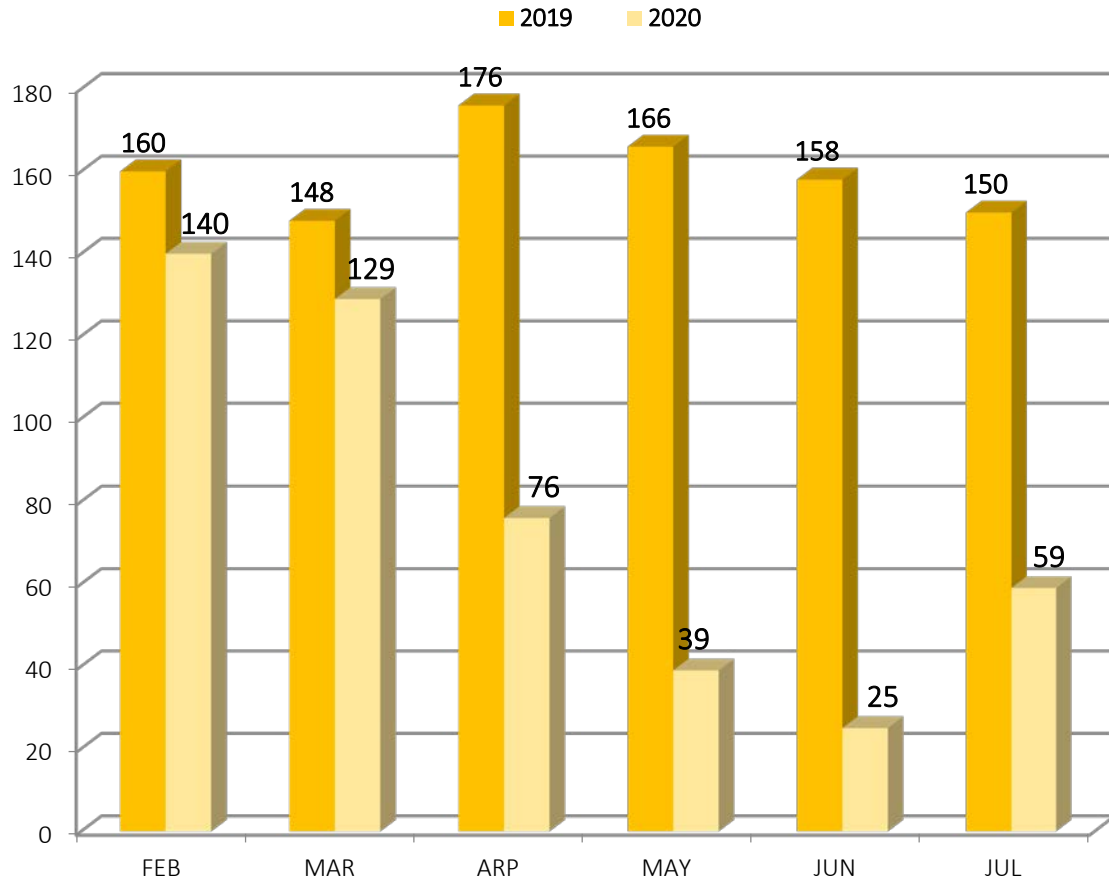


PORTLAND HOMELESS SHELTERS

Average Total Number of Individuals Residing in Shelters per Night:

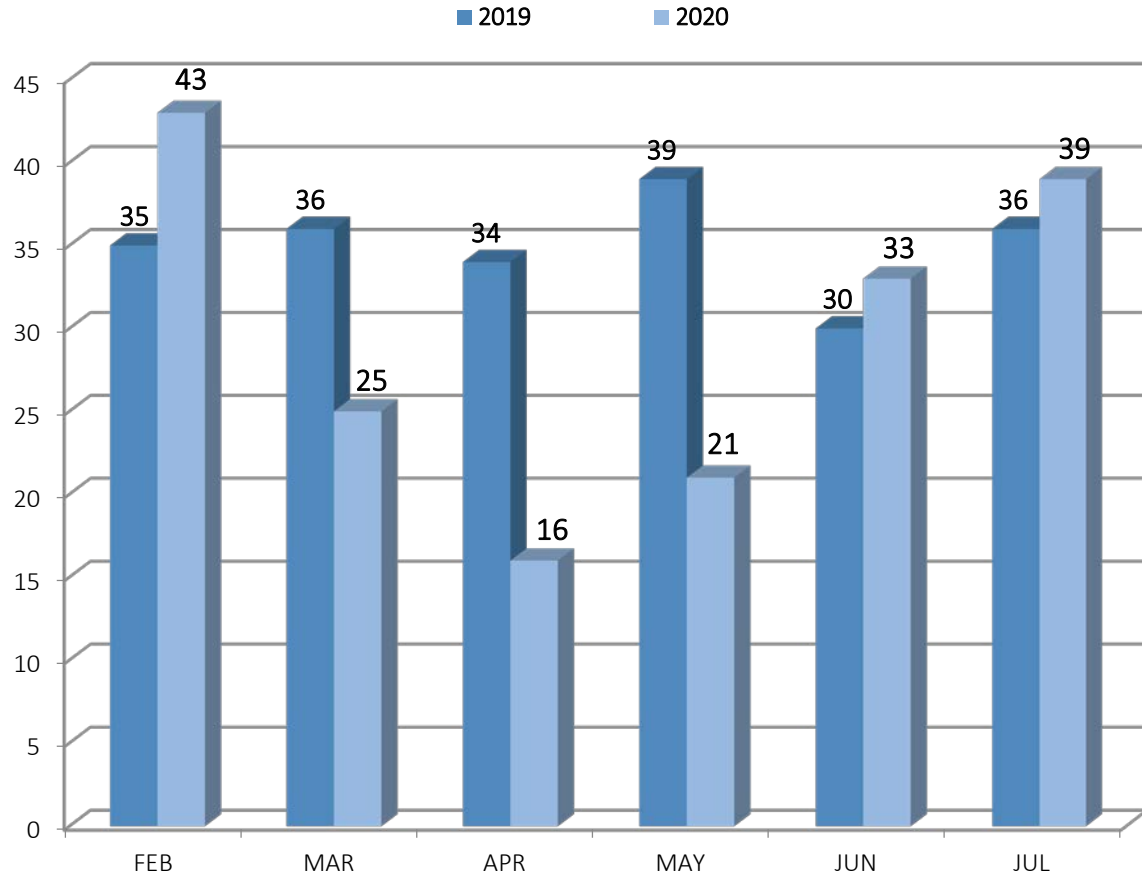
	July 2019	July 2020
ADOLESCENTS	19 Individuals	8 Individuals
FAMILIES	168 Individuals 255 Expo Individuals 54 Average Families*	156 Individuals 54 Average Families
	* Does not include individuals in Expo*.	
ADULTS	270 Individuals	155 Individuals** **The Sullivan Wellness Shelter closed on July, 14.
Total	712 Individuals	319 Individuals

PORTLAND, CITY-WIDE JULY 2020 SHELTER INTAKES BY MONTH



	INTAKES
Through These Doors	5/8
Family Shelter	20/63
Joe Kreisler	5
Milestone	3
Oxford Street (Men)	16
Oxford Street (Women)	2
Florence House	7
Sullivan Wellness Shelter	1
TOTAL	59

PORTLAND, CITY-WIDE JULY 2020 HOUSING PLACEMENTS BY MONTH

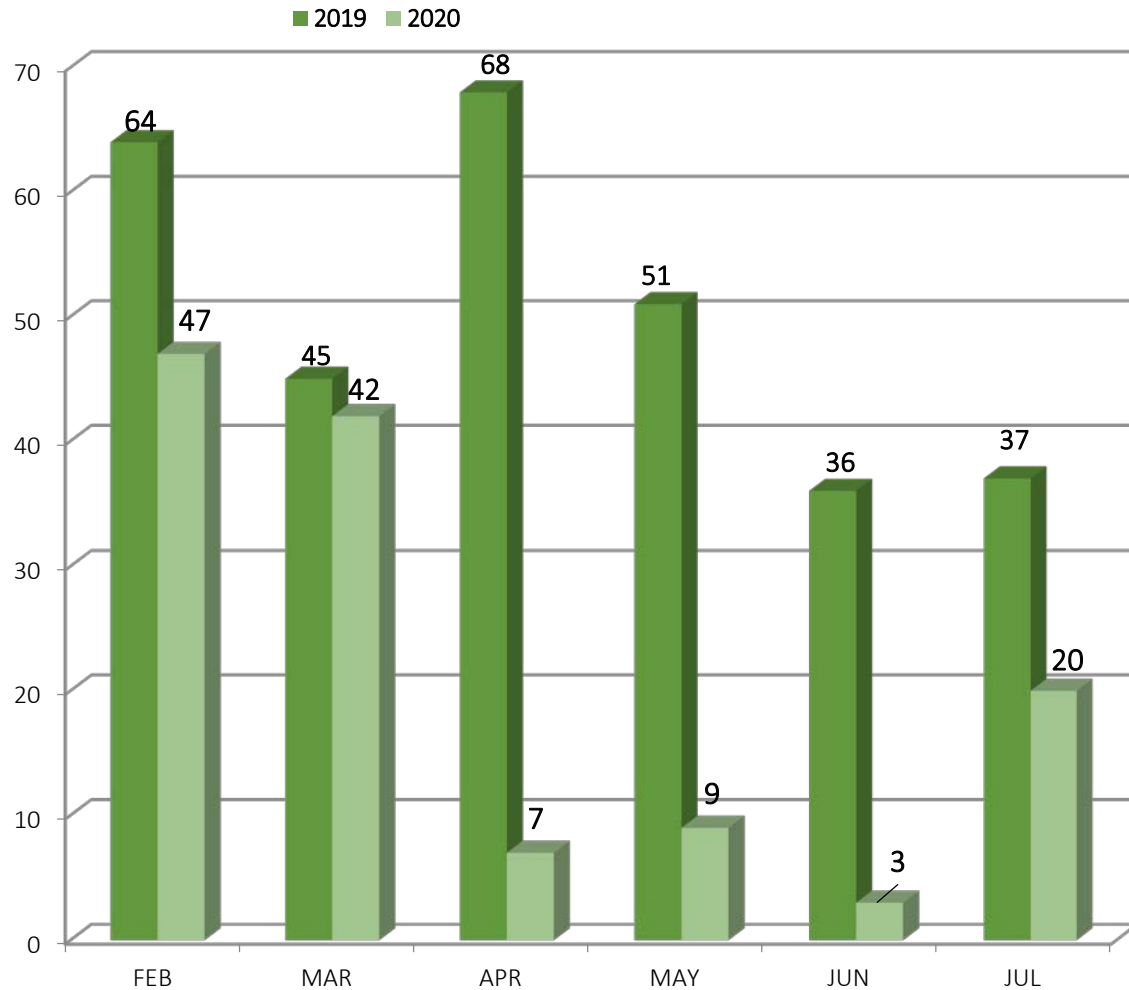


*Starting November, 2013, Oxford Street Shelter shifted prioritization of housing placements to their 30 longest-term stayers.

	TOTAL HOUSING PLACEMENTS	TRANSITIONAL	PERMANENT
Through These Doors	5/10	2/2	3/8
Family Shelter	14/54	0	14/54
Joe Kreisler	4	1	3
Milestone	4	0	4
Oxford Street (Men)	6	0	6
Oxford Street (Women)	2	0	2
Florence House	2	1	1
Sullivan Wellness Shelter	2	2	0
TOTAL	39	6	33

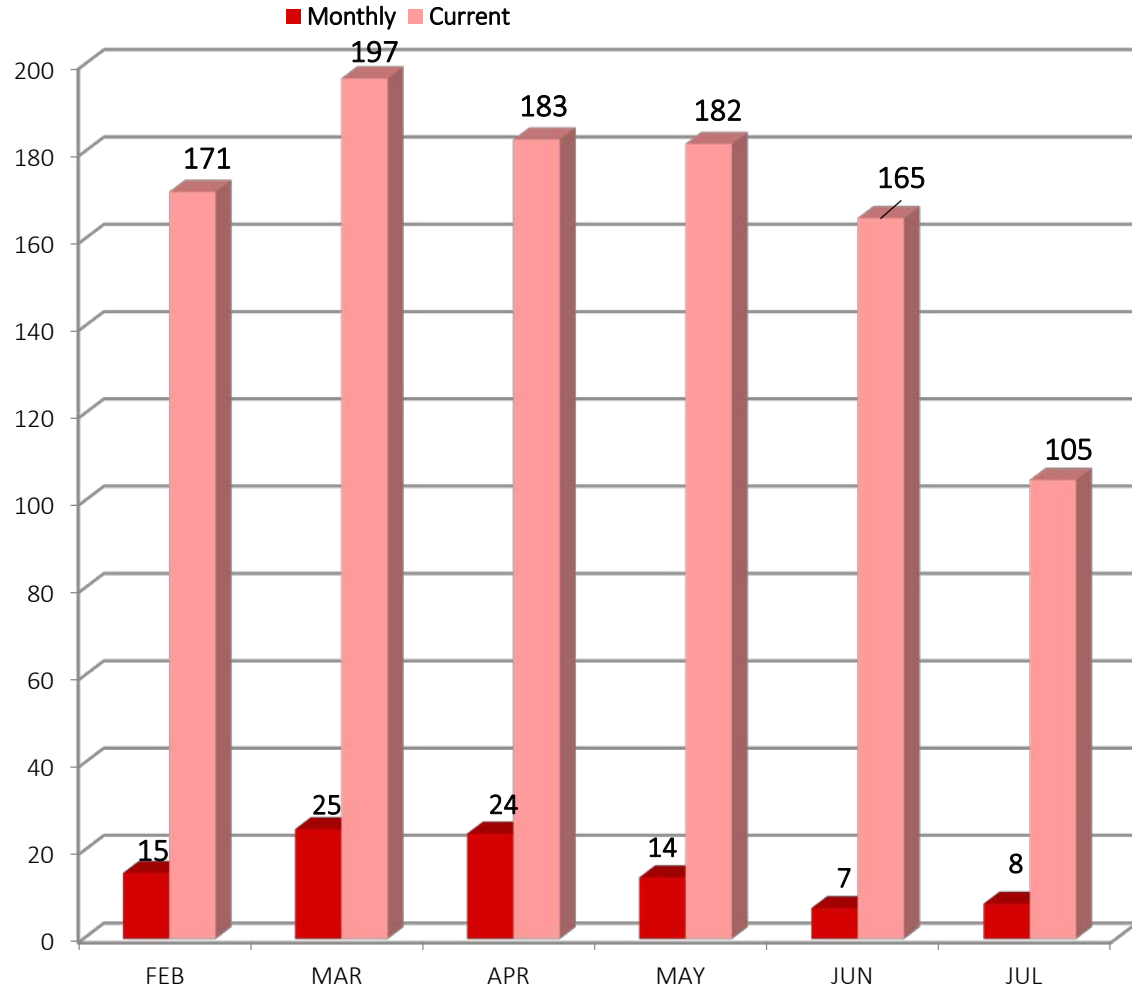
PORTLAND, CITY-WIDE JULY 2020

1st TIME HOMELESSNESS STATISTICS (BASED ON SELF-REPORTING)

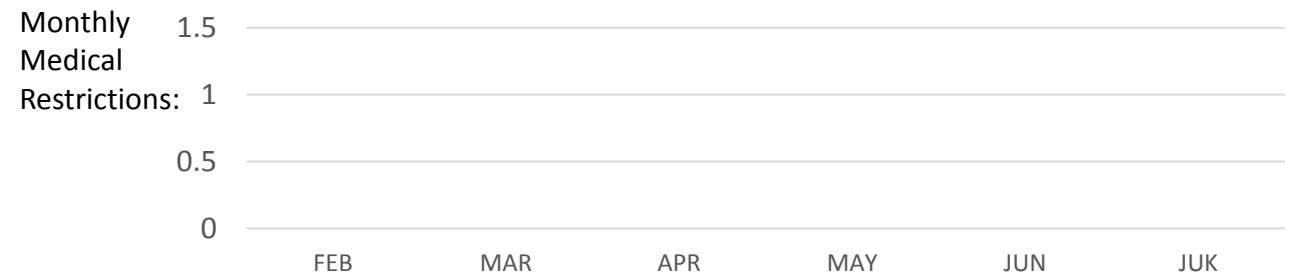


1 ST TIME HOMELESSNESS STATISTICS	1 st Time Homeless Intakes	% of Total Intake	% of Total First Time Homeless Intakes
Through These Doors	2/2	3%	10%
Family Shelter	15/46	25%	75%
Joe Kreisler	3	5%	15%
Milestone	0	0%	0%
Oxford Street (Men)	0	0%	0%
Oxford Street (Women)	0	0%	0%
Florence House	0	0%	%
Sullivan Wellness Shelter	0	0%	0%
TOTAL	20	34%	100%

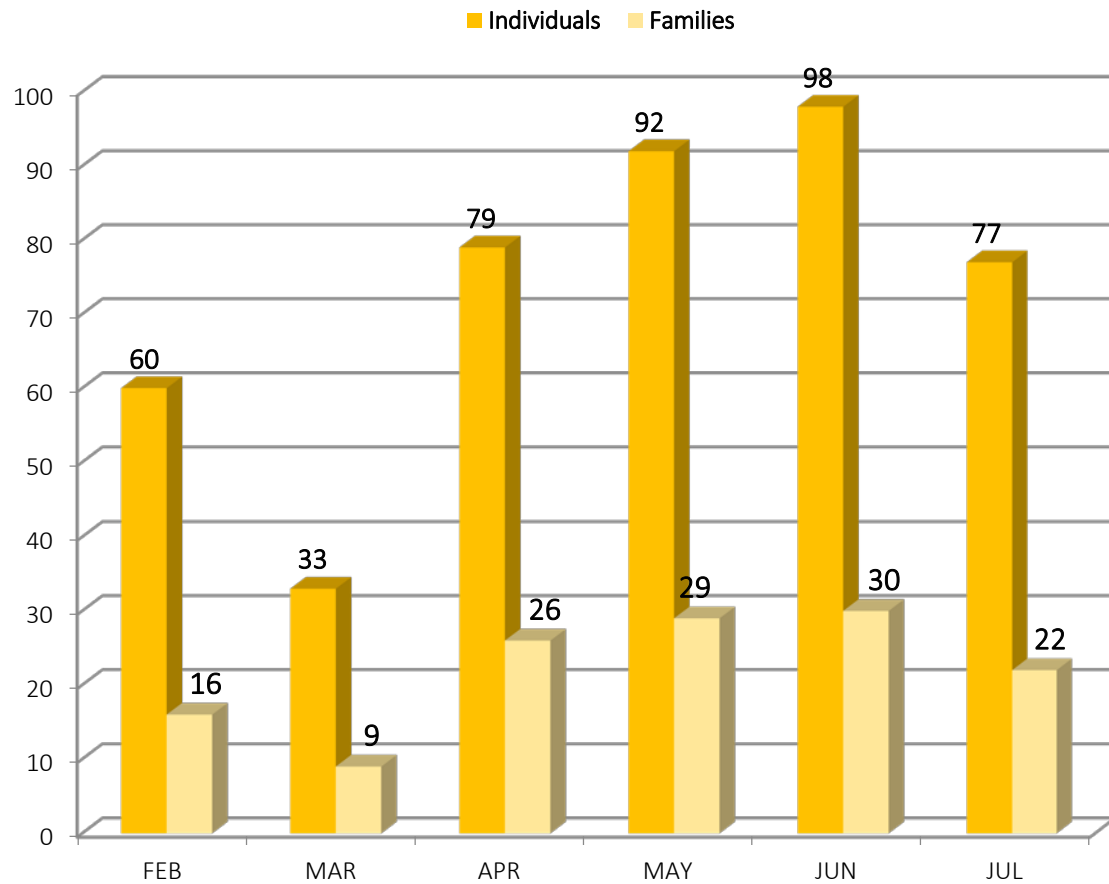
PORTLAND, CITY-WIDE JULY 2020 CTOs FROM SHELTER



CTO STATISTICS	CTOs in the Month	Medical Restrictions by Month	Current CTOs
Family Shelter	0	0	0
Joe Kreisler	0	0	4
Milestone	2	0	9
Oxford Street Shelter	5	0	87
Florence House	1	0	5
Sullivan Wellness Shelter	0	0	0
TOTAL	8	0	105



PORTLAND, CITY-WIDE JULY 2020 WARMING CENTER STATISTICS BY MONTH



Warming Center	
Intakes	/
Housing Placements	/
Family Promise	/

Date	Families	Individuals
1	29	96
2	29	96
3	28	93
4	28	93
5	28	93
6	29	97
7	30	104
8	31	110
9	31	110
10	31	110
11	31	110
12	31	110
13	28	98
14	28	98
15	21	81
16	21	81
17	17	64
18	17	64
19	17	64
20	17	61
21	16	58
22	13	46
23	14	49
24	15	52
25	15	52
26	15	52
27	15	52
28	14	47
29	13	45
30	13	49
31	11	43

PORTLAND, CITY-WIDE JULY 2020 SHELTER COUNT BY NIGHT

On July 1:
362 individuals
(including families)
were utilizing shelter services in
Portland

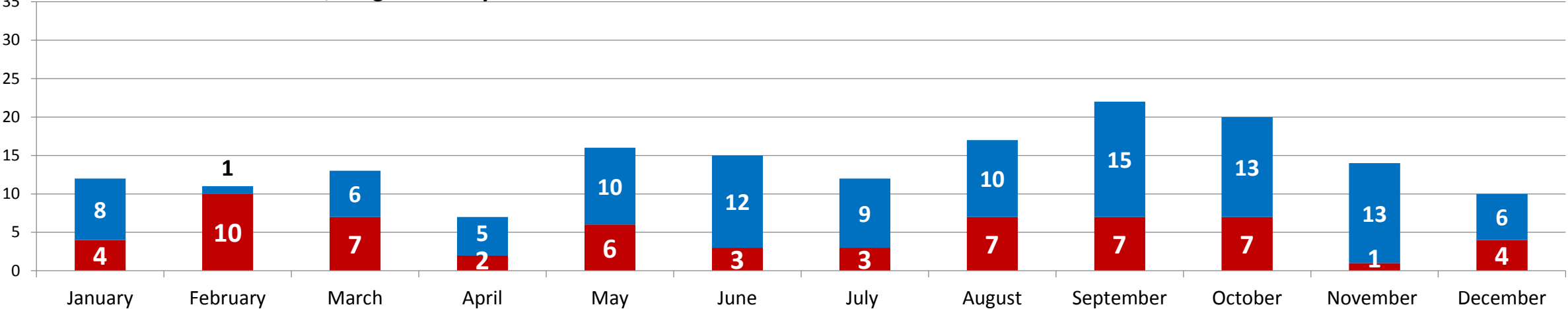
Calendar Day	Through These Doors	Family Shelter	Florence House	Joe Kreisler	Milestone	OSS Beds	Sullivan Wellness Shelter	Total Bed Nights
1	22	155	40	8	26	66	45	362
2	22	151	37	7	28	64	45	354
3	22	145	35	9	30	63	47	351
4	22	145	38	10	22	58	47	342
5	22	145	40	8	32	71	42	360
6	23	149	34	8	36	65	42	357
7	22	152	37	10	35	56	42	354
8	21	154	38	10	35	61	41	360
9	24	147	34	11	36	71	30	353
10	24	149	34	11	35	77	20	350
11	24	149	37	9	32	71	20	342
12	24	149	41	7	31	73	19	344
13	25	146	39	9	34	77	13	343
14	25	150	38	7	35	92	0	347
15	22	136	40	8	27	92	0	325
16	22	145	37	8	27	85	0	324
17	24	131	36	11	32	82	0	316
18	24	131	39	9	32	76	0	311
19	24	131	40	5	34	81	0	315
20	24	120	38	10	32	74	0	298
21	24	120	37	11	34	76	0	302
22	24	107	40	9	30	85	0	295
23	18	110	39	7	25	82	0	281
24	18	113	39	4	29	75	0	278
25	18	113	38	4	28	75	0	276
26	18	113	40	4	23	68	0	266
27	18	113	39	4	27	70	0	271
28	18	121	36	8	28	67	0	278
29	18	119	36	7	19	63	0	262
30	18	129	38	5	22	68	0	280
31	18	129	41	5	22	66	0	281
Total*	672	4,167	1,175	243	918	2,250	453	9,878
Avg/night*	22	134	38	8	30	73	15	319
Highest*	25	155	41	11	36	92	47	362
Lowest*	18	107	34	4	19	56	0	262

OXFORD STREET SHELTER & COMMUNITY OVERFLOW HOUSING PLACEMENT DATA

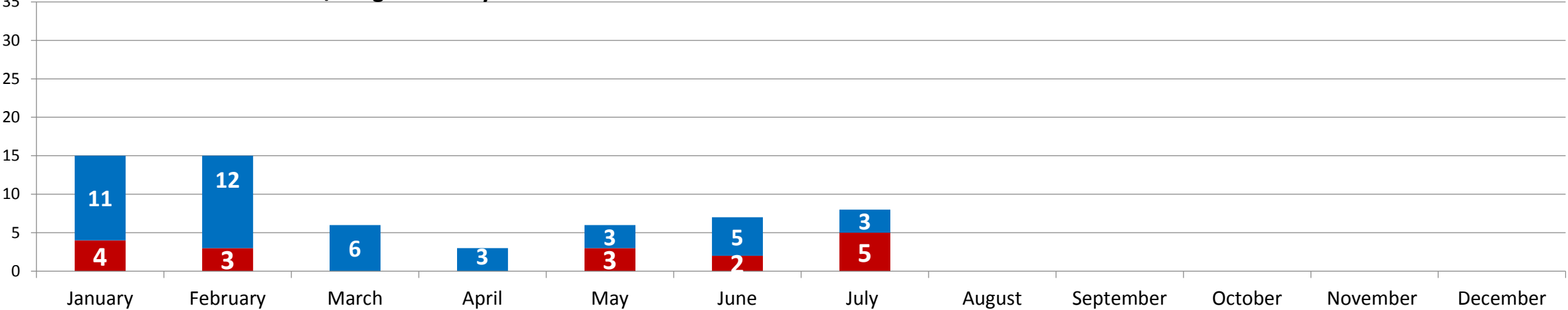
Non-LTS

LTS

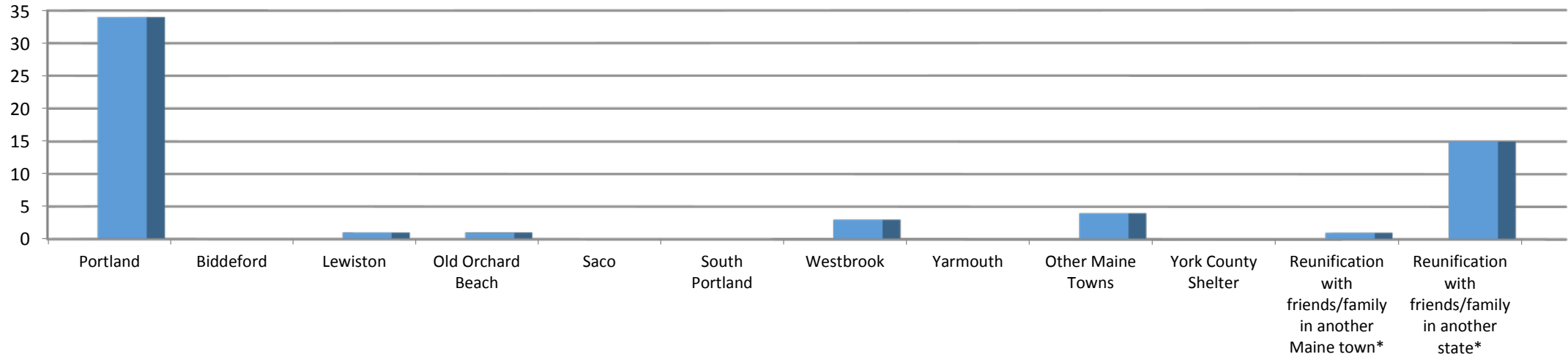
2019 OSS Placements: Non/Long Term Stayer



2020 OSS Placements: Non/Long Term Stayer



OXFORD STREET SHELTER & COMMUNITY OVERFLOW PERMANENT AND TRANSITIONAL 2020 HOUSING PLACEMENT DATA



	Jan	Feb	Mar	Apr	May	Jun	Jul	Aug	Sep	Oct	Nov	Dec	TOTAL	%
TOTAL HOUSING PLACEMENTS	15	15	6	3	6	7	8						60	100%
Portland	6	7	2	1	5	7	6						34	57.6%
Biddeford														0.0%
Lewiston							1						1	1.7%
Old Orchard Beach	1												1	1.7%
Saco														0.0%
South Portland														0.0%
Westbrook			1	2	1								3	5.1%
Yarmouth														0.0%
Other Maine Towns		2	1				1						4	6.8%
York County Shelter														0.0%
Reunification with friends/family in another Maine town*	1												1	1.7%
Reunification with friends/family in another state*	7	6	2										15	25.4%

