

# PORTLAND HOMELESS SHELTERS

Average Total Number of Individuals Residing in Shelters per Night:

	June 2019	June 2020
<b>ADOLESCENTS</b>	19 Individuals	9 Individuals
<b>FAMILIES</b>	134 Individuals 46 Average Families	194 Individuals 66 Average Families
	164 individuals in WC/Expo	
<b>ADULTS</b>	281 Individuals	174 Individuals
<b>Total</b>	<b>598 Individuals</b>	<b>377 Individuals</b>

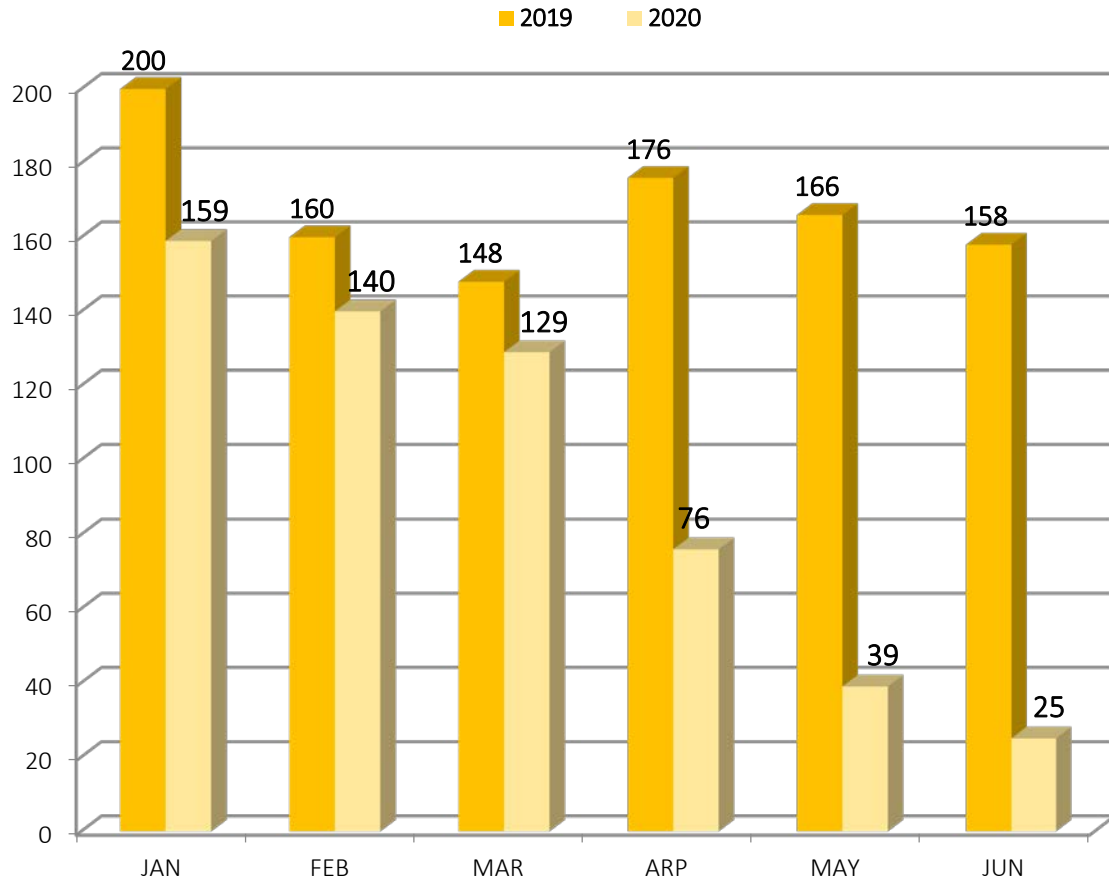
# OXFORD STREET SHELTER

## JUNE 2020

### Intakes by Residency

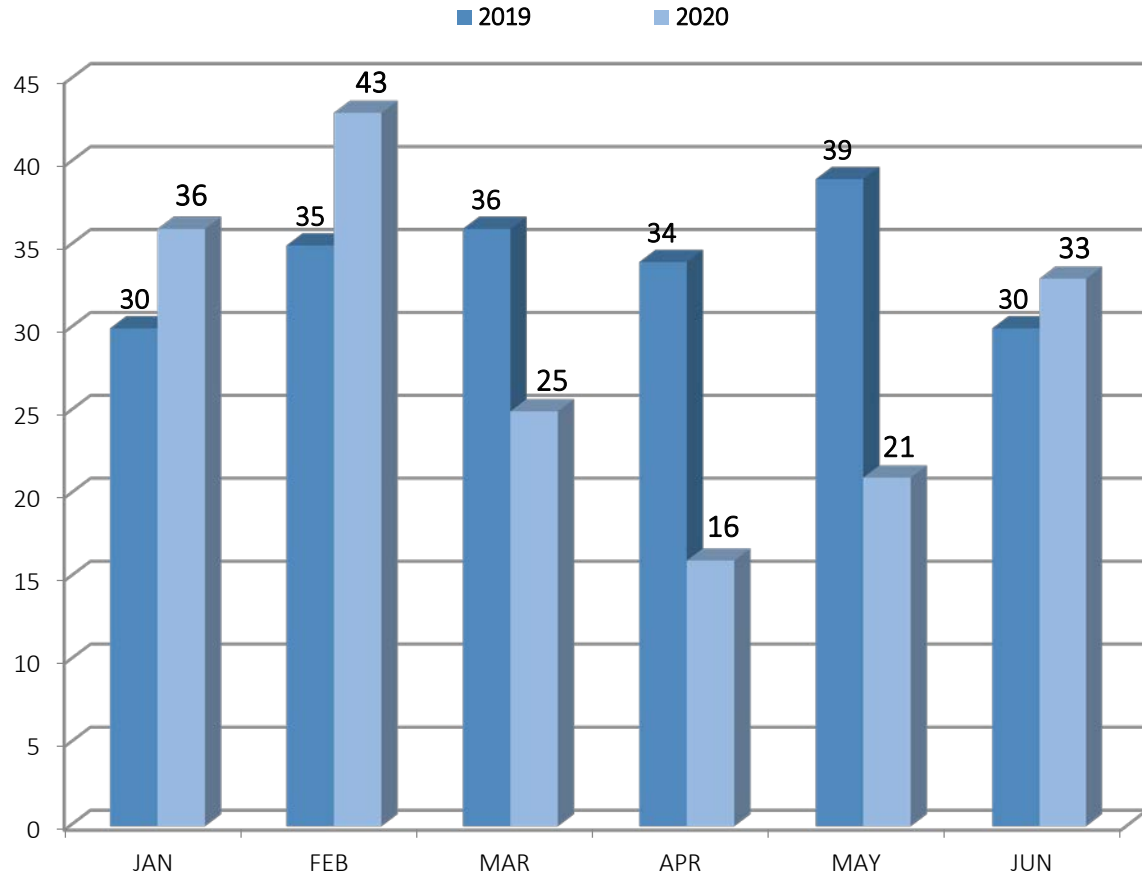
		MAINE TOWN				OUT-OF-STATE				OUT-OF-COUNTRY			
Lewiston	1												
<b>MAINE TOWN:</b>	<b>1</b>	<b>OUT-OF-STATE:</b>				<b>OUT-OF-COUNTRY:</b>				<b>PORTLAND:</b>	<b>Unknown:</b>	<b>TOTAL:</b>	<b>1</b>

# PORTLAND, CITY-WIDE JUNE 2020 SHELTER INTAKES BY MONTH



	INTAKES
Through These Doors	1/3
Family Shelter	0/0
Joe Kreisler	3
Milestone	3
Oxford Street (Men)	0
Oxford Street (Women)	1
Florence House	6
Sullivan Wellness Shelter	11
<b>TOTAL</b>	<b>25</b>

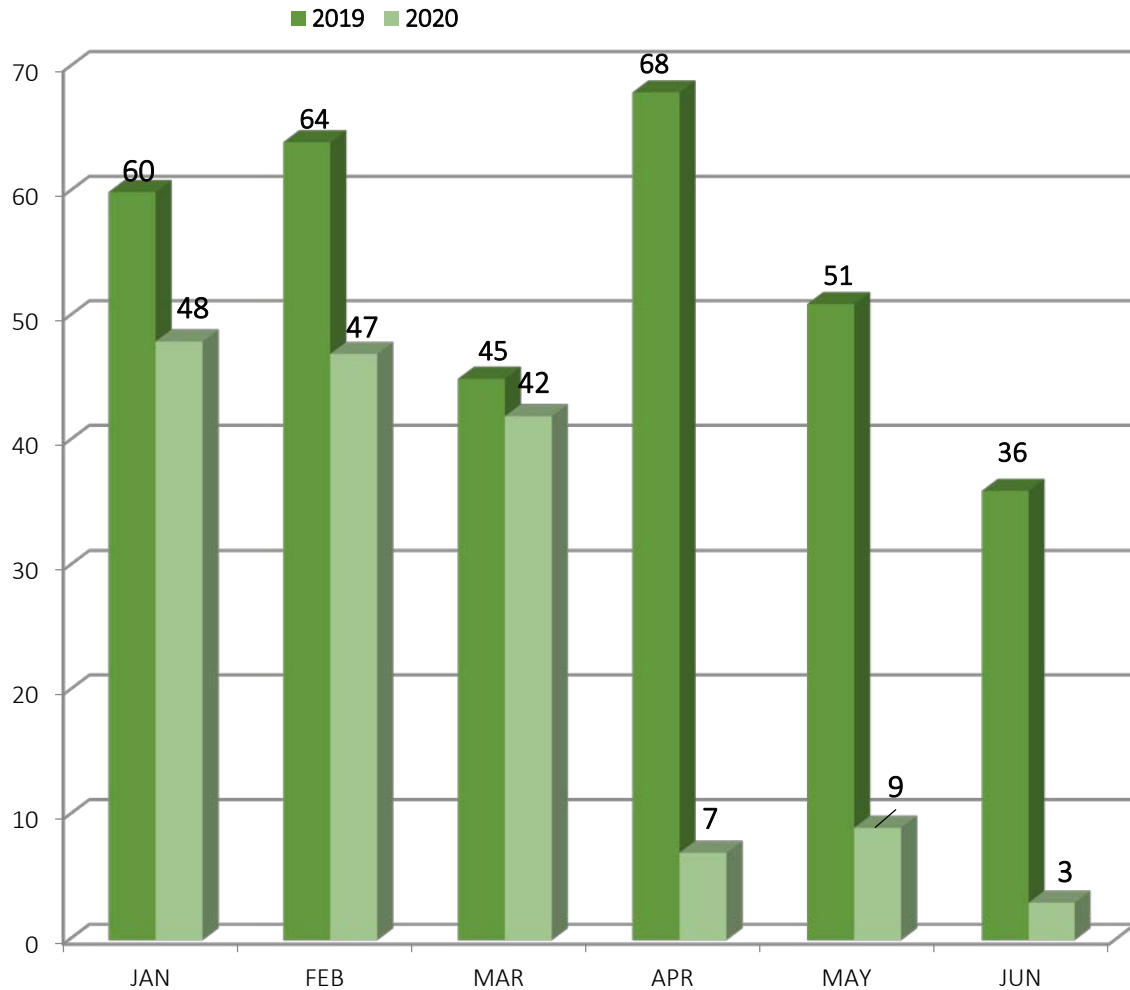
# PORTLAND, CITY-WIDE JUNE 2020 HOUSING PLACEMENTS BY MONTH



\*Starting November, 2013, Oxford Street Shelter shifted prioritization of housing placements to their 30 longest-term stayers.

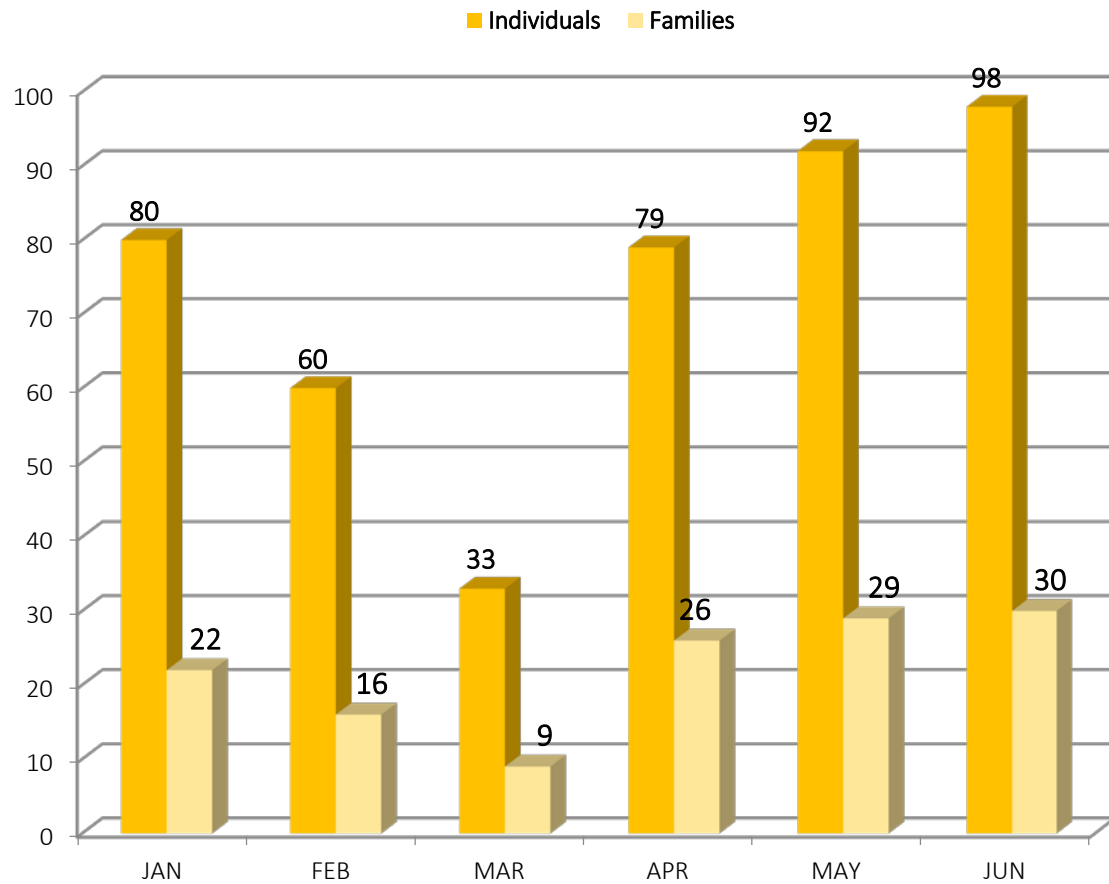
	TOTAL HOUSING PLACEMENTS	TRANSITIONAL	PERMANENT
Through These Doors	1/1	0	1/1
Family Shelter	11/35	0	11/35
Joe Kreisler	9	3	6
Milestone	0	0	0
Oxford Street (Men)	7	0	7
Oxford Street (Women)	0	0	0
Florence House	2	1	1
Sullivan Wellness Shelter	3	0	3
<b>TOTAL</b>	<b>33</b>	<b>4</b>	<b>29</b>

# PORTLAND, CITY-WIDE JUNE 2020 1st TIME HOMELESSNESS STATISTICS (BASED ON SELF-REPORTING)



1 <sup>ST</sup> TIME HOMELESSNESS STATISTICS	1 <sup>st</sup> Time Homeless Intakes	% of Total Intake	% of Total First Time Homeless Intakes
Through These Doors	0/0	0%	0%
Family Shelter	0/0	0%	0%
Joe Kreisler	3	12%	100%
Milestone	0	0%	0%
Oxford Street (Men)	0	0%	0%
Oxford Street (Women)	0	0%	0%
Florence House	0	0%	%
Sullivan Wellness Shelter	0	0%	0%
<b>TOTAL</b>	<b>3</b>	<b>12%</b>	<b>100%</b>

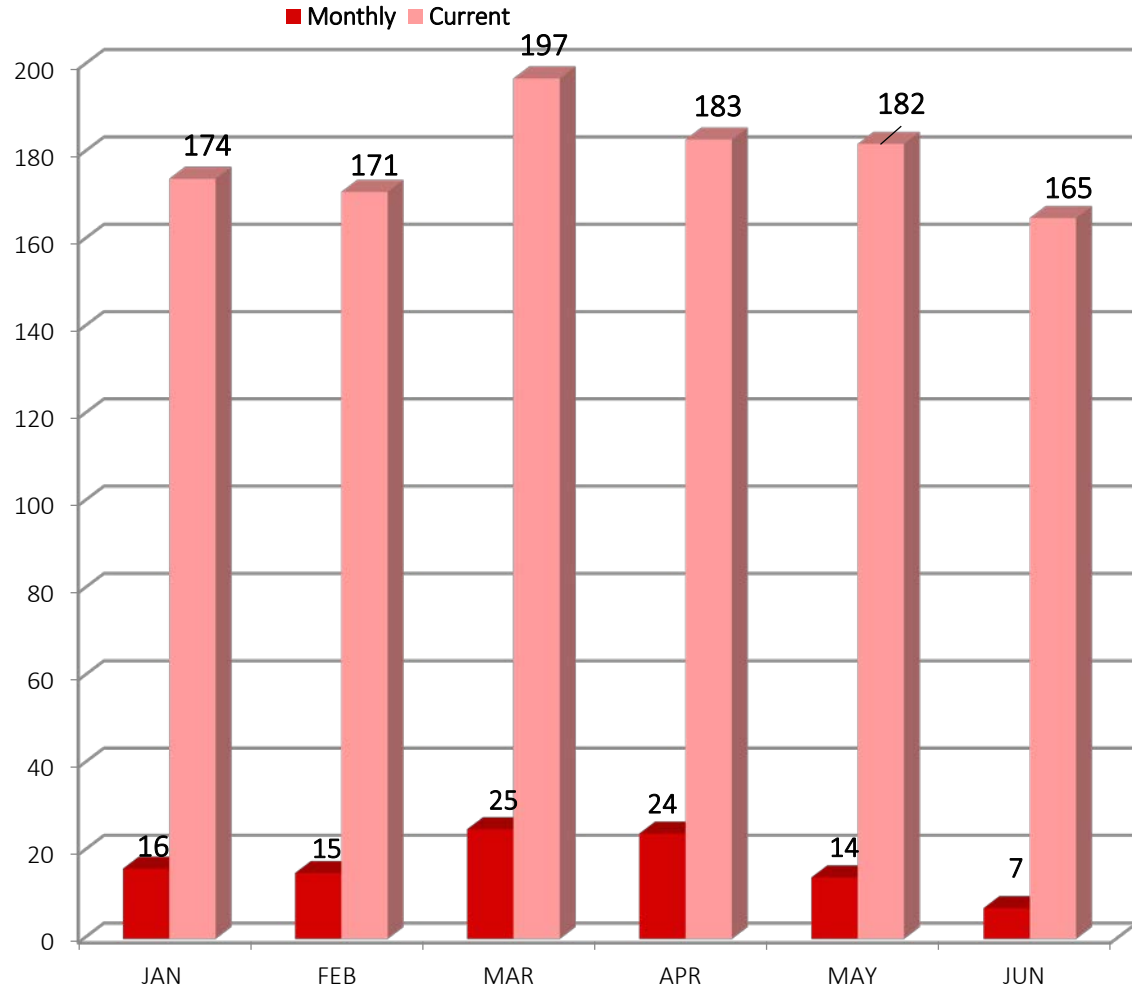
# PORTLAND, CITY-WIDE JUNE 2020 WARMING CENTER STATISTICS BY MONTH



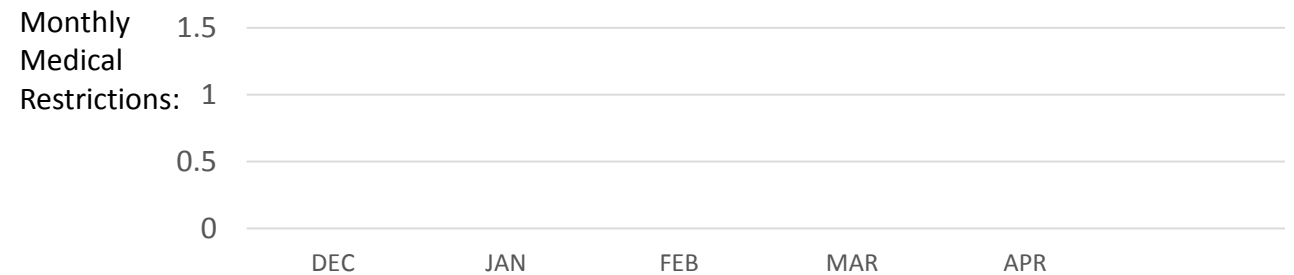
Warming Center	
Intakes	9/32
Housing Placements	3/14
Family Promise	/

Date	Families	Individuals
1	33	107
2	32	104
3	32	104
4	32	104
5	32	104
6	32	104
7	32	104
8	30	100
9	31	103
10	30	99
11	30	99
12	30	99
13	30	99
14	30	100
15	31	104
16	30	99
17	30	99
18	29	93
19	29	93
20	29	93
21	29	93
22	30	96
23	30	96
24	27	88
25	27	88
26	28	91
27	28	91
28	28	91
29	28	91
30	29	96

# PORTLAND, CITY-WIDE JUNE 2020 CTOs FROM SHELTER



CTO STATISTICS	CTOs in the Month	Medical Restrictions by Month	Current CTOs
Family Shelter	0	0	0
Joe Kreisler	0	0	6
Milestone	4	0	56
Oxford Street Shelter	2	0	99
Florence House	0	0	3
Sullivan Wellness Shelter	1	0	1
<b>TOTAL</b>	<b>7</b>	<b>0</b>	<b>165</b>



# PORTLAND, CITY-WIDE JUNE 2020 SHELTER COUNT BY NIGHT

Calendar Day	Through These Doors	Family Shelter	Florence House	Joe Kreisler	Milestone	OSS Beds	Sullivan Wellness Shelter	Total Bed Nights
1	22	203	34	11	21	84	45	420
2	22	200	35	11	17	90	45	420
3	22	200	36	11	12	83	41	405
4	22	196	37	10	14	84	43	406
5	21	196	36	7	11	70	41	382
6	21	196	35	9	11	78	39	389
7	21	196	34	9	14	77	46	397
8	21	186	35	11	16	79	45	393
9	21	189	36	10	14	80	46	396
10	21	180	39	12	18	83	46	399
11	21	180	39	10	17	74	47	388
12	21	180	35	11	21	69	45	382
13	21	180	40	7	25	76	45	394
14	21	181	40	6	23	74	42	387
15	22	180	36	8	21	73	44	384
16	21	175	34	9	22	74	47	382
17	21	175	34	11	22	78	44	385
18	21	158	35	10	19	71	44	358
19	19	158	34	7	19	75	39	351
20	21	158	34	8	18	75	41	355
21	21	158	35	10	26	77	40	367
22	21	156	35	10	22	73	48	365
23	21	155	32	8	18	71	48	353
24	21	147	36	8	19	69	46	346
25	21	147	36	10	17	67	40	338
26	21	150	37	9	20	68	38	343
27	21	150	36	9	22	62	46	346
28	22	150	36	10	20	70	45	353
29	22	150	40	8	21	76	47	364
30	25	155	40	8	27	77	48	380
<b>Total*</b>	<b>639</b>	<b>5,185</b>	<b>1,081</b>	<b>278</b>	<b>567</b>	<b>2,257</b>	<b>1,321</b>	<b>11,328</b>
<b>Avg/night*</b>	<b>21</b>	<b>173</b>	<b>36</b>	<b>9</b>	<b>19</b>	<b>75</b>	<b>44</b>	<b>378</b>
<b>Highest*</b>	<b>25</b>	<b>203</b>	<b>40</b>	<b>12</b>	<b>27</b>	<b>90</b>	<b>48</b>	<b>420</b>
<b>Lowest*</b>	<b>19</b>	<b>147</b>	<b>32</b>	<b>6</b>	<b>11</b>	<b>62</b>	<b>38</b>	<b>338</b>

On June: 1<sup>st</sup> & 2<sup>nd</sup>

420 individuals

*(including families)*

were utilizing shelter services in  
Portland

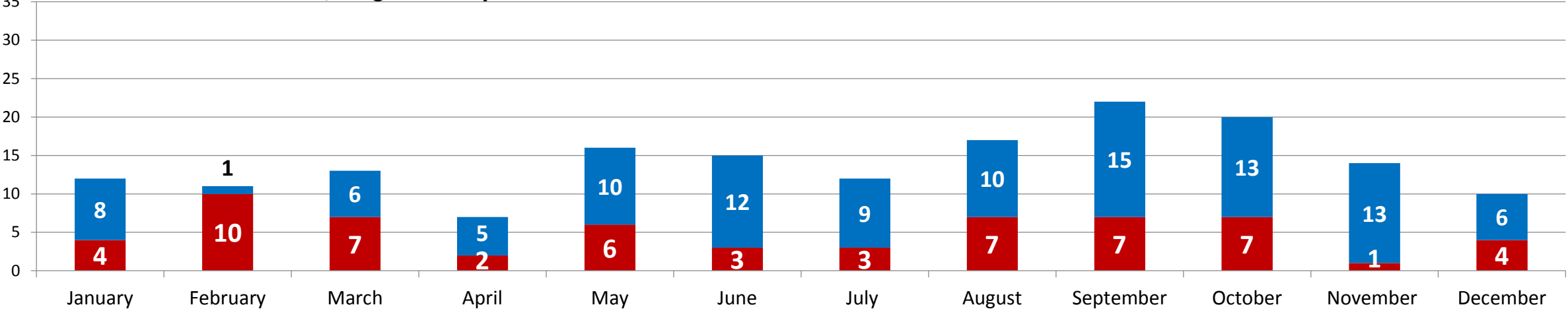


# OXFORD STREET SHELTER & COMMUNITY OVERFLOW HOUSING PLACEMENT DATA

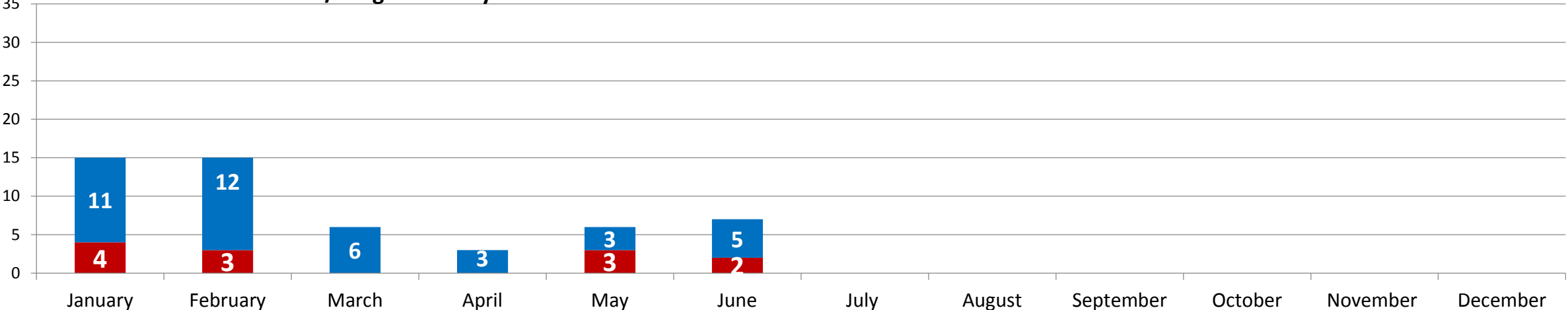
Non-LTS

LTS

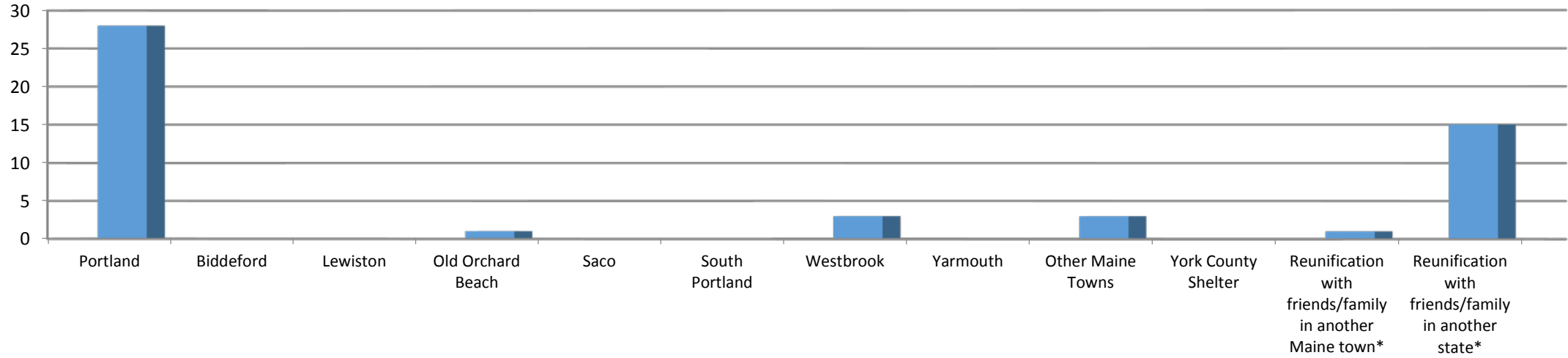
**2019 OSS Placements: Non/Long Term Stayer**



**2020 OSS Placements: Non/Long Term Stayer**



# OXFORD STREET SHELTER & COMMUNITY OVERFLOW PERMANENT AND TRANSITIONAL 2020 HOUSING PLACEMENT DATA



	Jan	Feb	Mar	Apr	May	Jun	Jul	Aug	Sep	Oct	Nov	Dec	TOTAL	%
<b>TOTAL HOUSING PLACEMENTS</b>	<b>15</b>	<b>15</b>	<b>6</b>	<b>3</b>	<b>6</b>	<b>7</b>							<b>52</b>	<b>100%</b>
<b>Portland</b>	<b>6</b>	<b>7</b>	<b>2</b>	<b>1</b>	<b>5</b>	<b>7</b>							<b>28</b>	<b>55%</b>
<b>Biddeford</b>														<b>0.0%</b>
<b>Lewiston</b>														<b>0.0%</b>
<b>Old Orchard Beach</b>	<b>1</b>												<b>1</b>	<b>2%</b>
<b>Saco</b>														<b>0.0%</b>
<b>South Portland</b>														<b>0.0%</b>
<b>Westbrook</b>			<b>1</b>	<b>2</b>	<b>1</b>								<b>3</b>	<b>6%</b>
<b>Yarmouth</b>														<b>0.0%</b>
<b>Other Maine Towns</b>		<b>2</b>	<b>1</b>										<b>3</b>	<b>6%</b>
<b>York County Shelter</b>														<b>0.0%</b>
<b>Reunification with friends/family in another Maine town*</b>	<b>1</b>												<b>1</b>	<b>2%</b>
<b>Reunification with friends/family in another state*</b>	<b>7</b>	<b>6</b>	<b>2</b>										<b>15</b>	<b>29%</b>

