

PORTLAND HOMELESS SHELTERS

Average Total Number of Individuals Residing in Shelters per Night:

	March 2019	March 2020
ADOLESCENTS	21 Individuals	15 Individuals
FAMILIES	172 Individuals 57 Average Families	168 Individuals 57 Average Families
ADULTS	319 Individuals	246 Individuals
Total	530 Individuals	428 Individuals

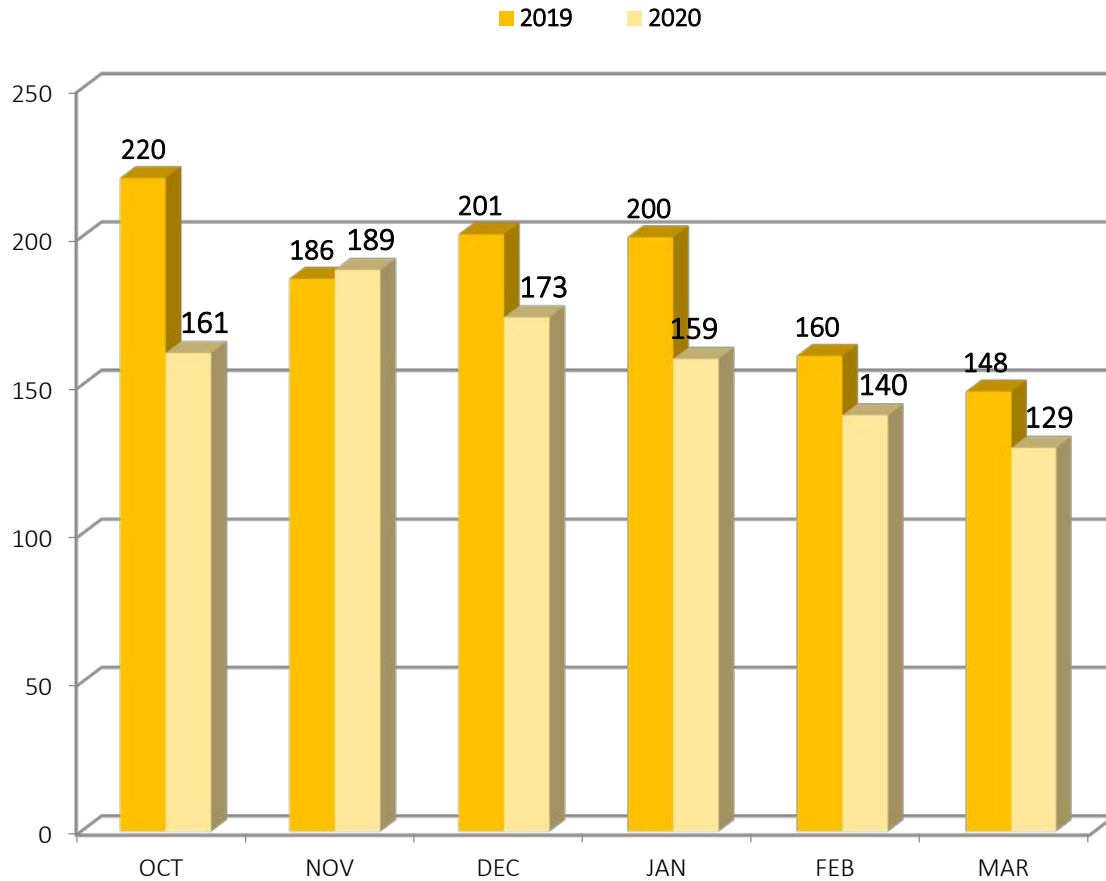
OXFORD STREET SHELTER

MARCH 2020

Intakes by Residency

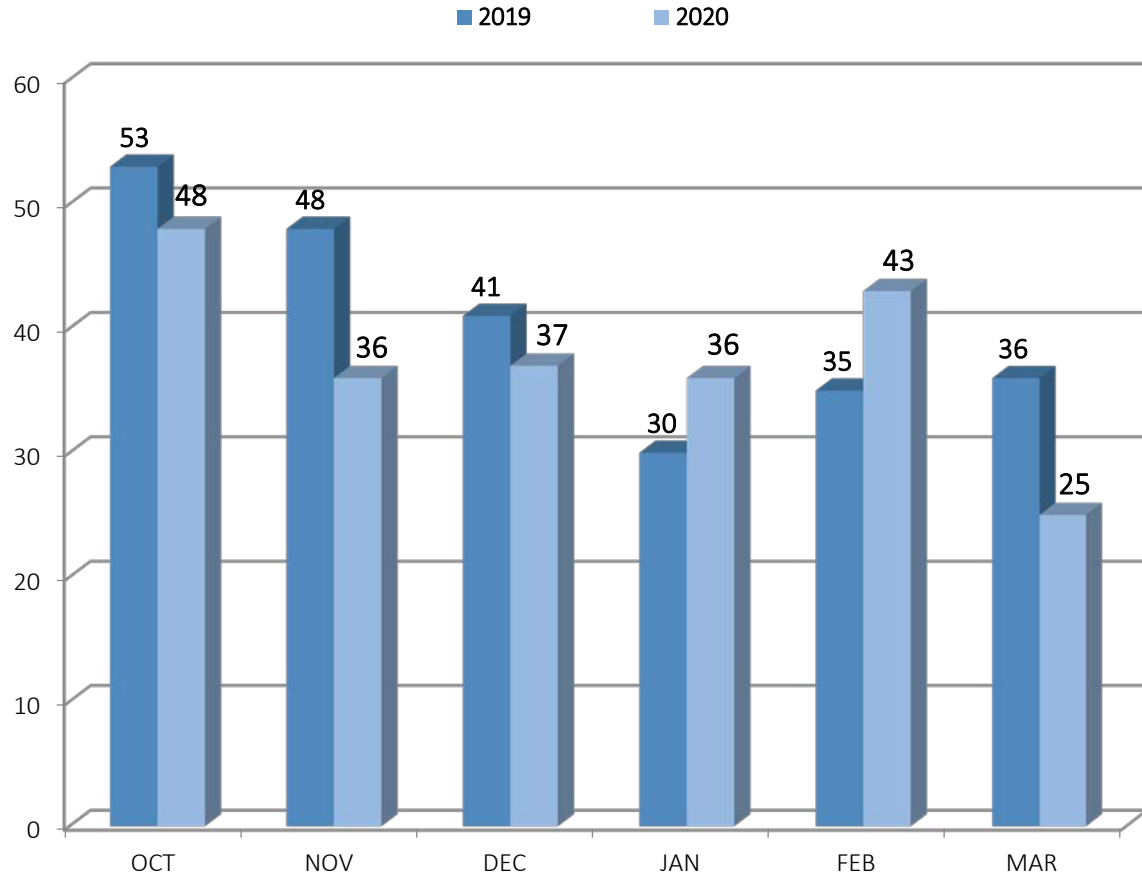
MAINE TOWN					OUT-OF-STATE					OUT-OF-COUNTRY			
Alfred	2	Harrison	1	Rumford	2	AZ	1	TX	1				
Arundel	1	Hudson	1	Saco	1	CA	1	VA	1				
Auburn	1	Lebanon	1	Sanford	4	FL	4	WY	1				
Augusta	1	Lewiston	3	Scarborough	2	GA	1						
Bath	1	Mechanic Falls	1	South Berwick	1	IA	1						
Biddeford	2	Milo	1	South Portland	4	MA	6						
Bridgton	1	Monmouth	1	Van Buren	1	MI	1						
Bristol	1	N. Berwick	1	Warren	1	NE	1						
Brunswick	2	Oakland	1	West Bath	5	NH	1						
Buxton	1	OOB	1	Westbrook	1	NM	1						
Charleston	1	Robbinston	1	Windham	3	NY	1						
Fort Fairfield	1	Rockland	1										
MAINE TOWN:	54	OUT-OF-STATE:	22	OUT-OF-COUNTRY:	0	PORTLAND:	17	Unknown:	2	TOTAL:	95		

PORTLAND, CITY-WIDE MARCH 2020 SHELTER INTAKES BY MONTH



	INTAKES
Through These Doors	2/2
Family Shelter	6/19
Joe Kreisler	9
Milestone	13
Oxford Street (Men)	68
Oxford Street (Women)	27
Florence House	4
TOTAL	129

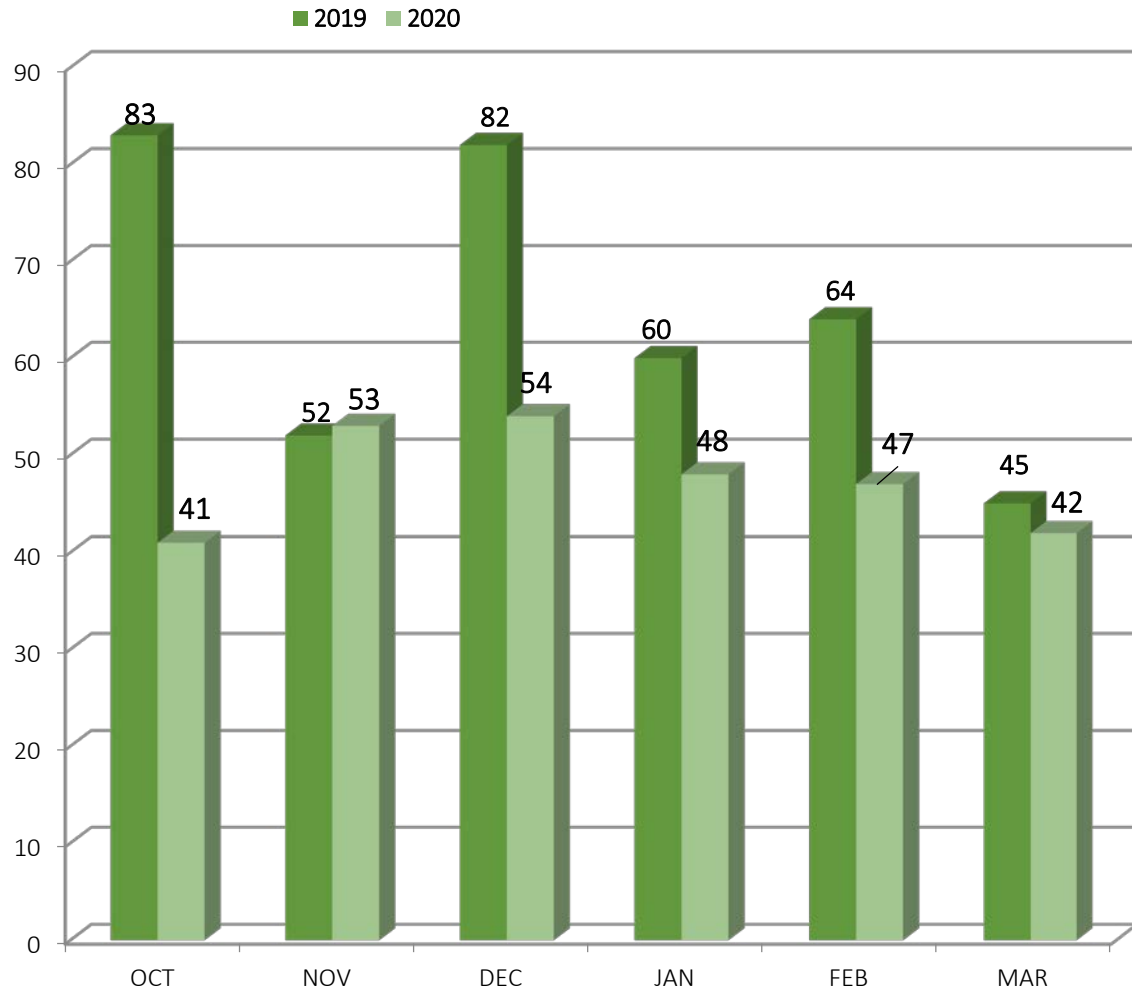
PORTLAND, CITY-WIDE MARCH 2020 HOUSING PLACEMENTS BY MONTH



*Starting November, 2013, Oxford Street Shelter shifted prioritization of housing placements to their 30 longest-term stayers.

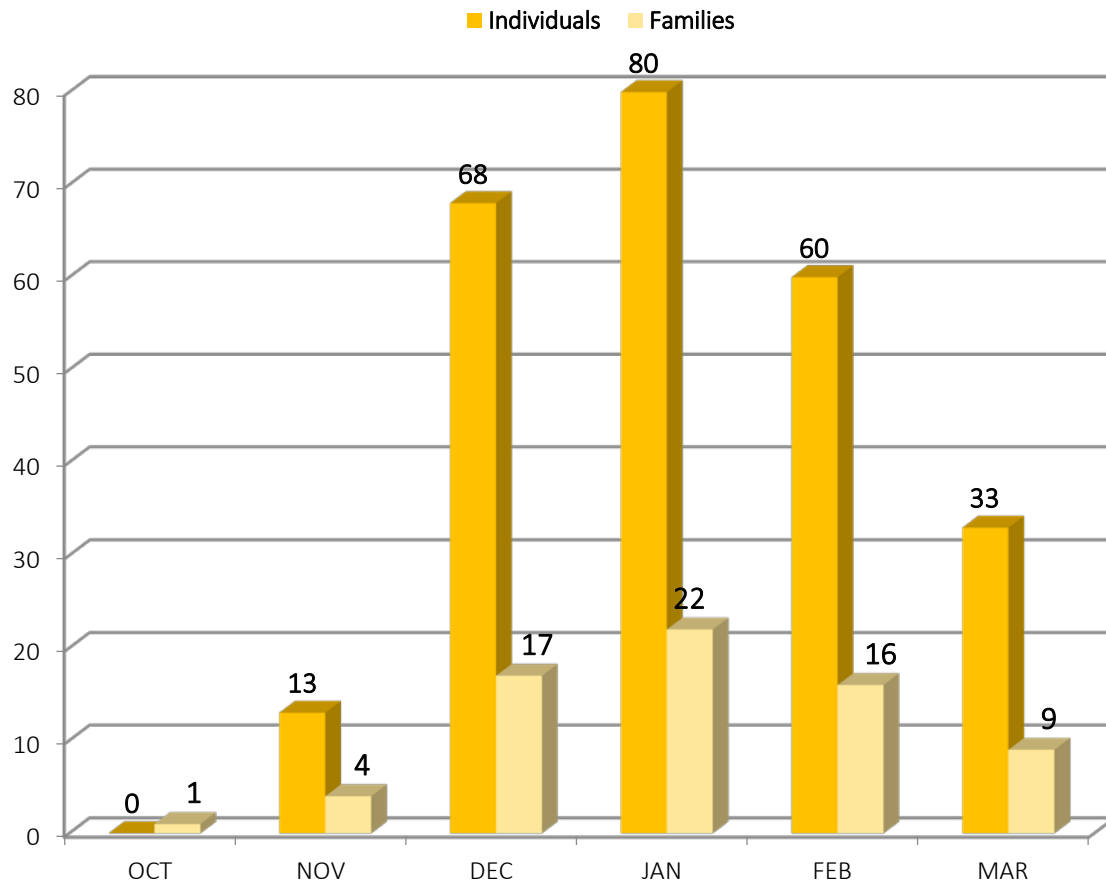
	TOTAL HOUSING PLACEMENTS	TRANSITIONAL	PERMANENT
Through These Doors	4/4	/	4/4
Family Shelter	9/37		9/37
Joe Kreisler	2	1	1
Milestone	2		2
Oxford Street (Men)	4		4
Oxford Street (Women)	2		2
Florence House	2		2
TOTAL	25	1	24

PORTLAND, CITY-WIDE MARCH 2020 1st TIME HOMELESSNESS STATISTICS (BASED ON SELF-REPORTING)



1 ST TIME HOMELESSNESS STATISTICS	1 st Time Homeless Intakes	% of Total Intake	% of Total First Time Homeless Intakes
Through These Doors	1/1	1%	2%
Family Shelter	6/19	5%	14%
Joe Kreisler	8	6%	19%
Milestone	3	2%	7%
Oxford Street (Men)	14	11%	33%
Oxford Street (Women)	9	7%	21%
Florence House	1	1%	2%
TOTAL	42	33%	100%

PORTLAND, CITY-WIDE MARCH 2020 WARMING CENTER STATISTICS BY MONTH

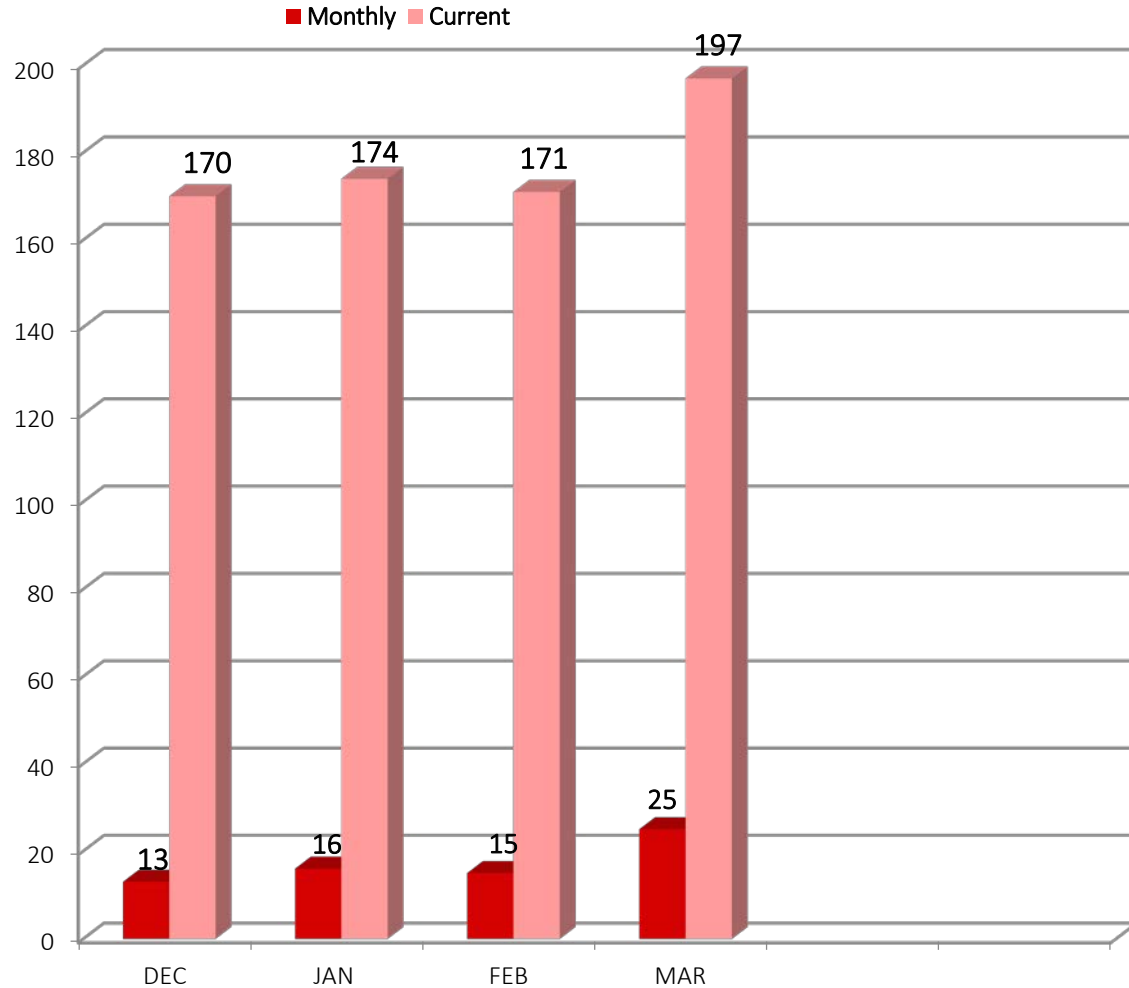


Warming Center	
Intakes	8/22
Housing Placements	4/19
Family Promise	1/3

*This is when there was a Major shift in operations and The normal tracking was disrupted. For the purposes of our statistics, an average of the first 23 days was used for the remaining days in the month: 9 families for 33 individuals.


Date	Families	Individuals
1	14	53
2	14	53
3	14	53
4	13	47
5	13	47
6	11	39
7	8	30
8	11	39
9	10	36
10	8	33
11	7	26
12	7	26
13	7	26
14	7	26
15	7	26
16	7	26
17	7	26
18	7	26
19	7	26
20	6	20
21	6	20
22	7	24
23	7	24
24	*	*
25		
26		
27		
28		
29		
30		
31		

PORTLAND, CITY-WIDE MARCH 2020 CTOs FROM SHELTER



*Not a shelter guest

CTO STATISTICS	CTOs in the Month	Medical Restrictions by Month	Current CTOs
Family Shelter	1*	0	1*
Joe Kreisler	0	0	4
Milestone	12	0	51
Oxford Street Shelter	11	0	137
Florence House	1	0	4
TOTAL	25	0	197



PORTLAND, CITY-WIDE MARCH 2020 SHELTER COUNT BY NIGHT

On March: 2

462 individuals

(including families)

were utilizing shelter services in
Portland

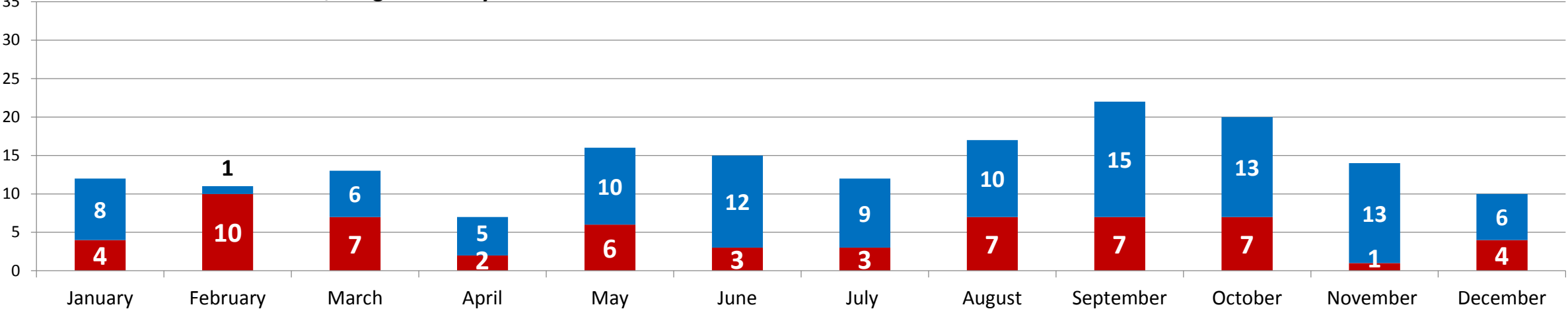
Calendar Day	Through These Doors	Family Shelter	Florence House	Joe Kreisler	Milestone	OSS Beds	OSS Chairs	Total Bed Nights
1	16	184	39	18	44	157	0	458
2	16	184	38	14	46	164	0	462
3	16	184	40	13	41	154	0	448
4	16	180	39	15	36	152	0	438
5	15	176	38	17	42	158	0	446
6	16	168	38	17	43	165	0	447
7	16	154	38	14	45	159	0	426
8	16	166	38	17	39	155	0	431
9	16	165	41	16	45	167	0	450
10	14	158	39	13	47	179	0	450
11	14	151	37	14	44	187	0	447
12	14	151	40	17	45	174	0	441
13	14	151	40	15	45	164	0	429
14	14	151	39	14	38	166	0	422
15	14	151	37	12	45	174	0	433
16	14	151	38	15	39	167	0	424
17	14	151	38	16	39	174	0	432
18	14	143	38	16	27	177	0	415
19	14	139	39	17	37	180	0	426
20	14	133	39	17	26	153	0	382
21	14	133	36	15	35	177	0	410
22	14	137	38	13	30	183	0	415
23	14	137	37	14	36	190	0	428
24	13	146	41	14	33	183	0	430
25	13	146	39	13	35	183	0	429
26	13	146	39	14	33	173	0	418
27	13	146	36	16	31	162	0	404
28	13	146	33	9	36	169	0	406
29	13	146	34	12	36	170	0	411
30	13	146	34	14	34	174	0	415
31	13	146	39	15	33	163	0	409
Total*	443	4,766	1,179	456	1,185	5,253	0	13,282
Avg/night*	14	154	38	15	38	169	0	428
Highest*	16	184	41	18	47	190	0	462
Lowest*	13	133	33	9	26	152	0	382

OXFORD STREET SHELTER & COMMUNITY OVERFLOW HOUSING PLACEMENT DATA

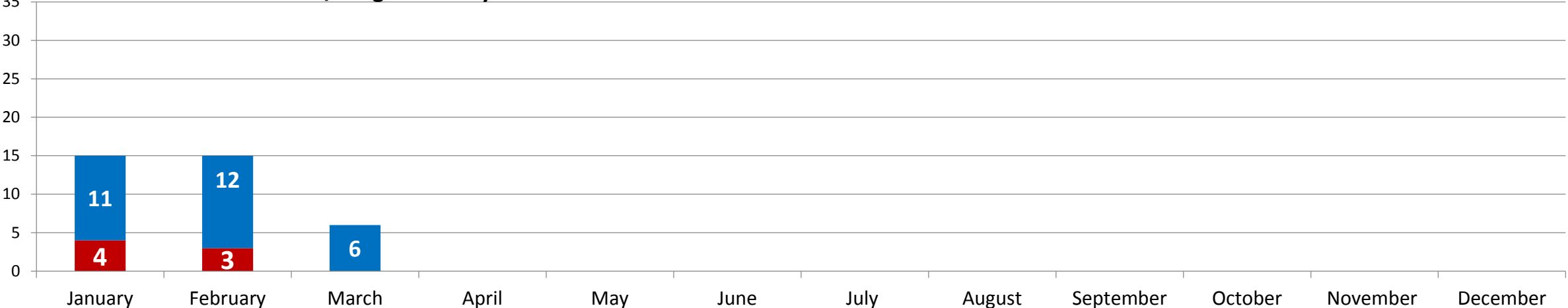
Non-LTS

LTS

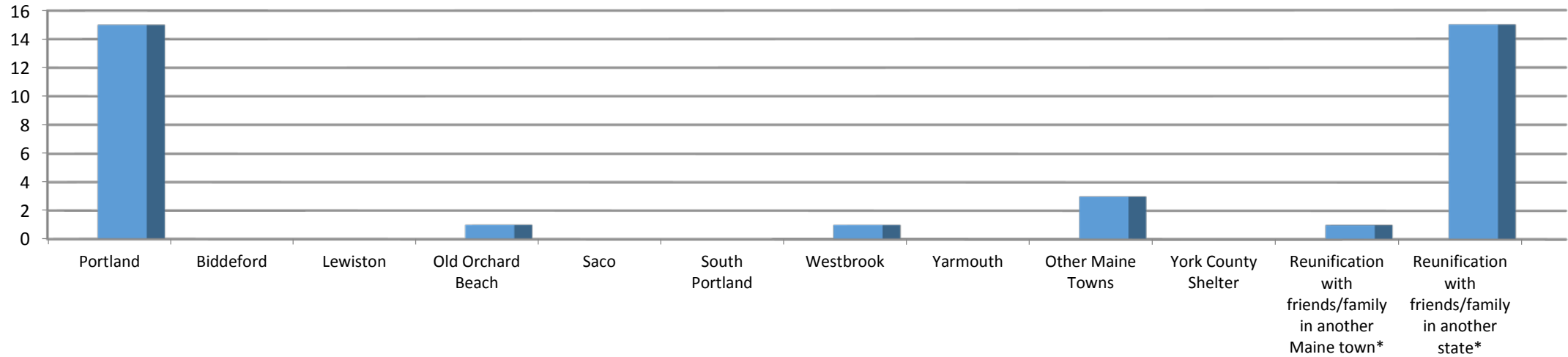
2019 OSS Placements: Non/Long Term Stayer



2020 OSS Placements: Non/Long Term Stayer



OXFORD STREET SHELTER & COMMUNITY OVERFLOW PERMANENT AND TRANSITIONAL 2020 HOUSING PLACEMENT DATA



	Jan	Feb	Mar	Apr	May	Jun	Jul	Aug	Sep	Oct	Nov	Dec	TOTAL	%
TOTAL HOUSING PLACEMENTS	15	15	6										36	100%
Portland	6	7	2										15	41.7%
Biddeford														0.0%
Lewiston														0.0%
Old Orchard Beach	1												1	2.8%
Saco														0.0%
South Portland														0.0%
Westbrook			1										1	2.8%
Yarmouth														0.0%
Other Maine Towns		2	1										3	8.3%
York County Shelter														0.0%
Reunification with friends/family in another Maine town*	1												1	2.8%
Reunification with friends/family in another state*	7	6	2										15	41.7%

