

PORTLAND HOMELESS SHELTERS

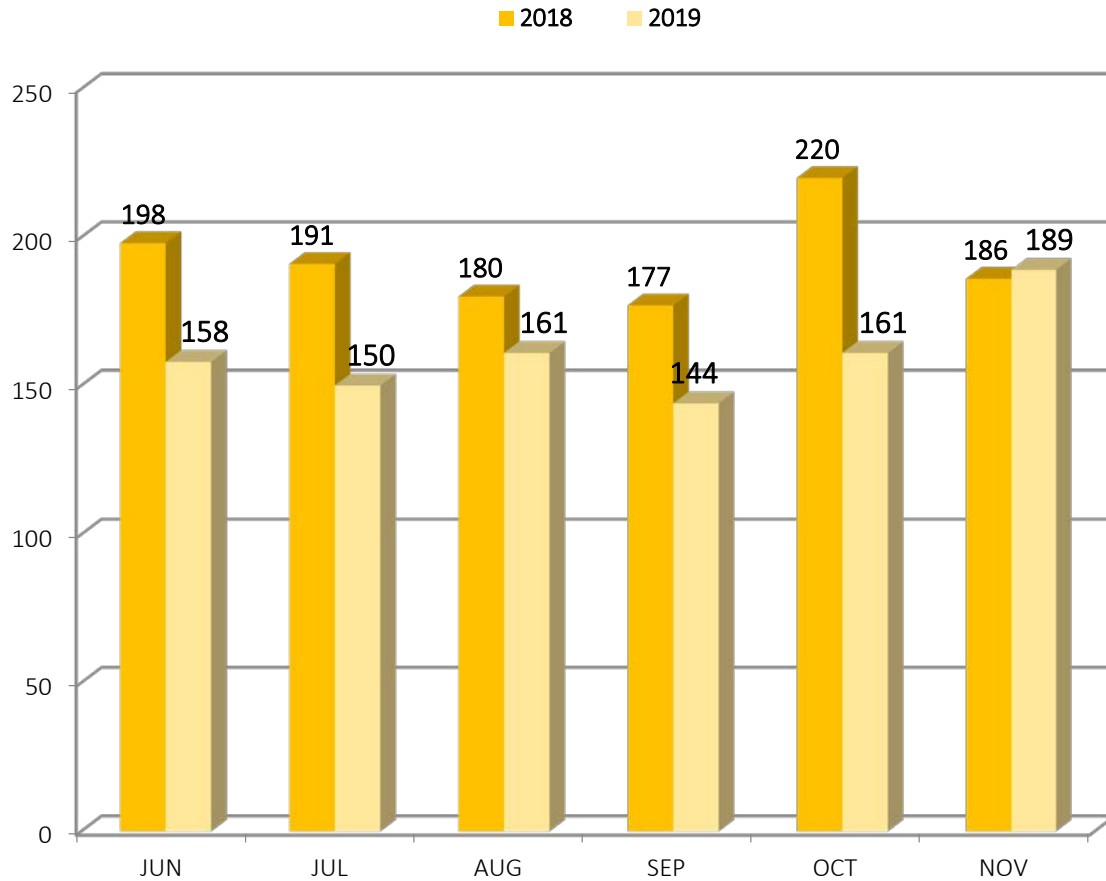
Average Total Number of Individuals Residing in Shelters per Night:

	November 2018	November 2019
ADOLESCENTS	13 Individuals	18 Individuals
FAMILIES	216 Individuals 64 Average Families	144 Individuals 46 Average Families
ADULTS	284 Individuals	241 Individuals
Total	489 Individuals	403 Individuals

OXFORD STREET SHELTER
NOVEMBER 2019
Intakes by Residency

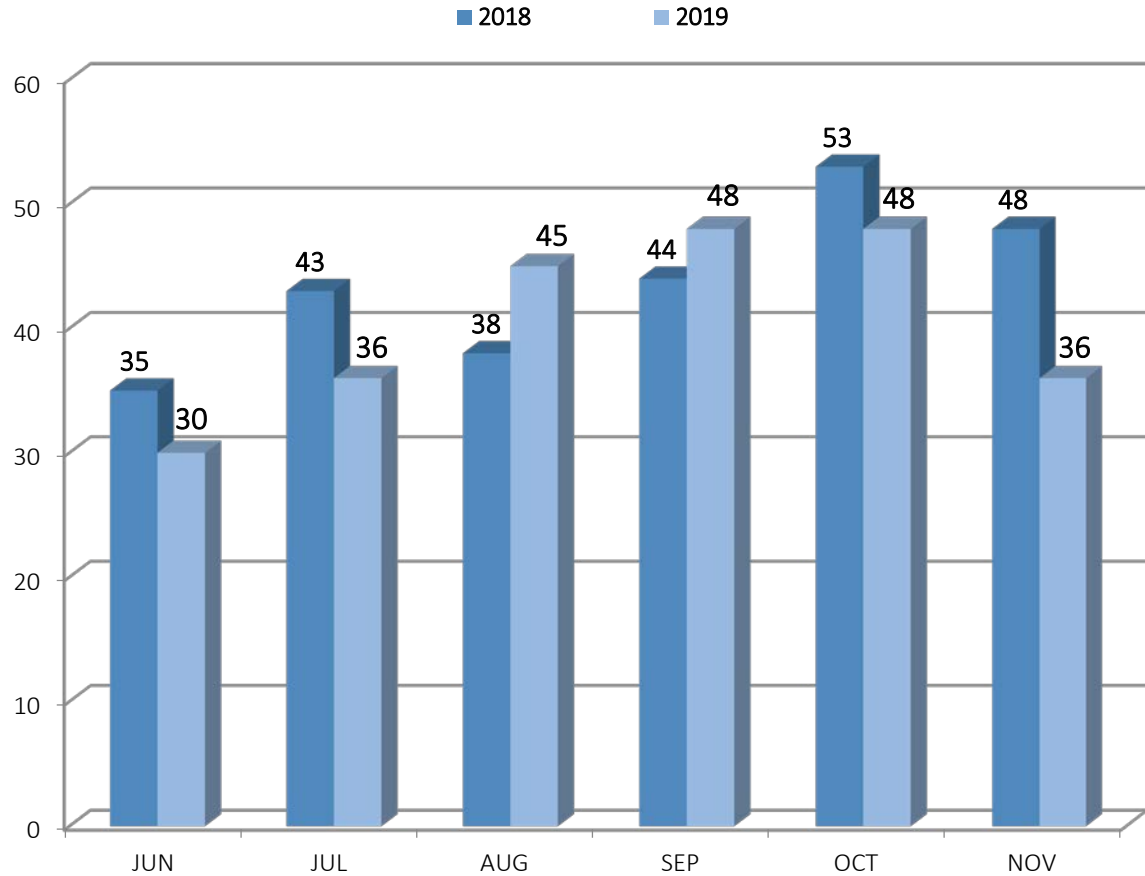
MAINE TOWN					OUT-OF-STATE					OUT-OF-COUNTRY			
Alfred	1	Gray	1	Scarborough	1	AL	1	PA	1			DRC	1
Auburn	2	Kennebunk	1	South Portland	5	AR	1	RI	1				
Bangor	3	Lewiston	5	Vassalboro	1	CA	5	VA	2				
Bath	1	Limington	1	Vinalhaven	1	CT	1						
Biddeford	3	N Waterboro	1	Warren	2	DE	1						
Brewer	2	OOB	3	Waterboro	1	FL	2						
Bridgton	1	Old Town	1	Waterville	1	MD	2						
Buxton	1	Oxford	2	Westbrook	2	MI	1						
Dresden	1	Presque Isle	1	Windham	1	NH	5						
Farmington	1	Rockland	1			NJ	1						
Freeport	1	Sabattus	3			NY	6						
Gorham	1	Sanford	1			OK	1						
MAINE TOWN:	54	OUT-OF-STATE:	31	OUT-OF-COUNTRY:	1	PORTLAND:	45	Unknown:				TOTAL:	131

PORTLAND, CITY-WIDE NOVEMBER 2019 SHELTER INTAKES BY MONTH



	INTAKES
Through These Doors	4/6
Family Shelter	21/65
Joe Kreisler	7
Milestone	8
Oxford Street (Men)	94
Oxford Street (Women)	37
Florence House	18
TOTAL	189

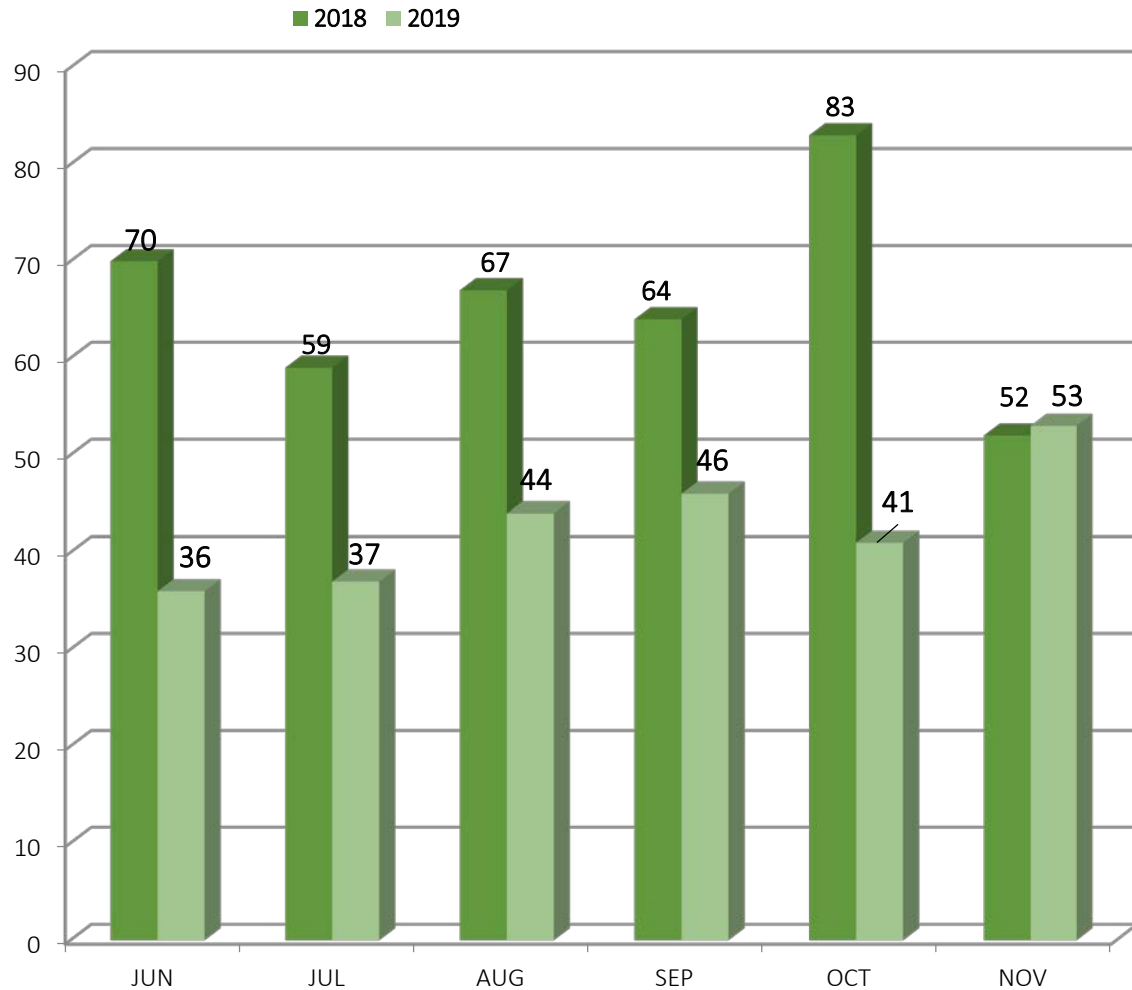
PORTLAND, CITY-WIDE NOVEMBER 2019 HOUSING PLACEMENTS BY MONTH



*Starting November, 2013, Oxford Street Shelter shifted prioritization of housing placements to their 30 longest-term stayers.

	TOTAL HOUSING PLACEMENTS	TRANSITIONAL	PERMANENT
Through These Doors	2/3		2/3
Family Shelter	11/37		11/37
Joe Kreisler	6	4	2
Milestone	1		1
Oxford Street (Men)	11		11
Oxford Street (Women)	3		3
Florence House	2		2
TOTAL	36	4	32

PORTLAND, CITY-WIDE NOVEMBER 2019 1st TIME HOMELESSNESS STATISTICS (BASED ON SELF-REPORTING)



1 ST TIME HOMELESSNESS STATISTICS	1 st Time Homeless Intakes	% of Total Intake	% of Total First Time Homeless Intakes
Through These Doors	0	0	0
Family Shelter	19/59	10.05%	35.85%
Joe Kreisler	9	4.76%	16.98%
Milestone	4	2.65%	7.55%
Oxford Street (Men)	14	7.41%	26.42%
Oxford Street (Women)	6	3.17%	11.32%
Florence House	1	0.01%	1.89%
TOTAL	53	28.04%	100%

PORTLAND, CITY-WIDE NOVEMBER 2019 SHELTER COUNT BY NIGHT

On November : 25

477 individuals

(including families)

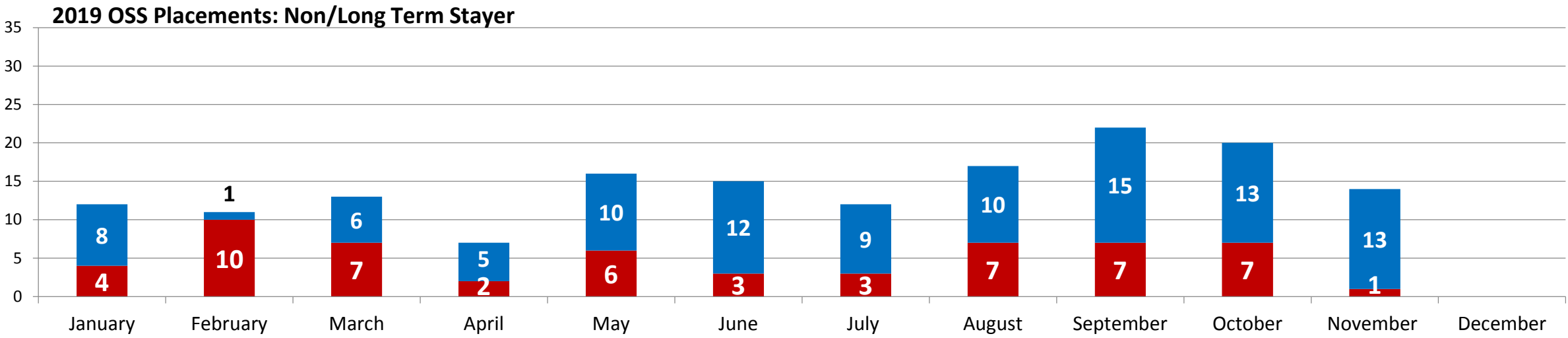
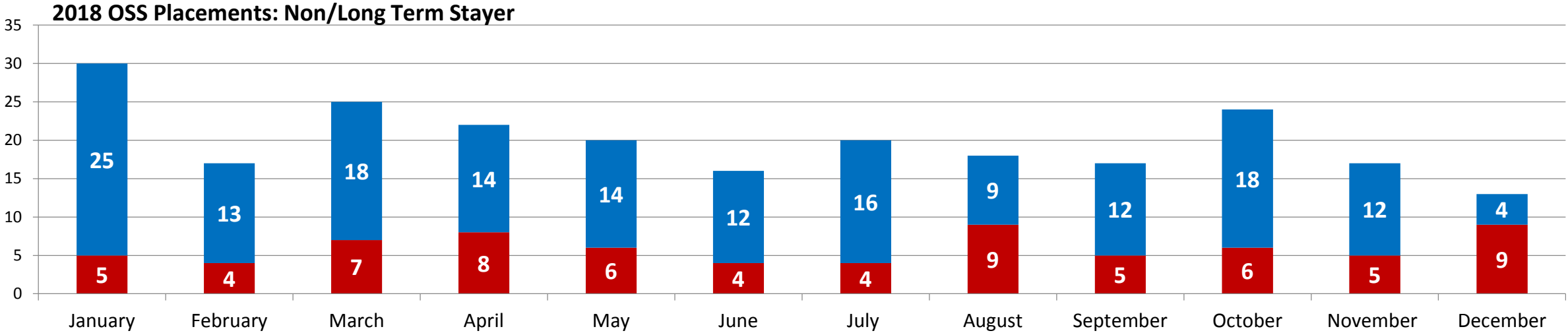
were utilizing shelter services in
Portland

Calendar Day	Through These Doors	Family Shelter	Florence House	Joe Kreisler	Milestone	OSS Beds	OSS Chairs	Total Bed Nights
1	12	108	32	13	36	137		338
2	11	108	36	17	39	120		331
3	11	108	39	19	39	162		378
4	11	103	39	22	42	159		376
5	9	113	38	17	47	153		377
6	10	115	39	16	45	159		384
7	13	118	41	22	46	156		396
8	13	115	37	19	46	147		377
9	12	118	37	16	43	147		373
10	12	114	38	18	41	152		375
11	12	116	38	20	44	171		401
12	13	115	39	19	44	172		402
13	13	114	38	17	46	174		402
14	12	114	39	17	42	171		395
15	12	114	40	20	40	152		378
16	12	114	42	18	38	158		382
17	12	118	42	10	42	162		386
18	12	124	43	15	44	164		402
19	12	124	36	15	45	165		397
20	12	124	38	18	46	168		406
21	12	136	40	19	46	153		406
22	12	159	40	18	45	159		433
23	12	165	37	20	46	162		442
24	12	166	37	22	43	173		453
25	13	177	41	24	44	178		477
26	13	169	40	21	44	170		457
27	13	171	38	19	45	157		443
28	13	171	40	18	36	152		430
29	13	171	37	20	40	164		445
30	13	181	37	20	36	166		453
Total*	362	3,963	1,158	549	1,280	4,783	0	12,095
Avg/night*	12	132	39	18	43	159	0	403
Highest*	13	181	43	24	47	178	0	477
Lowest*	9	103	32	10	36	120	0	331

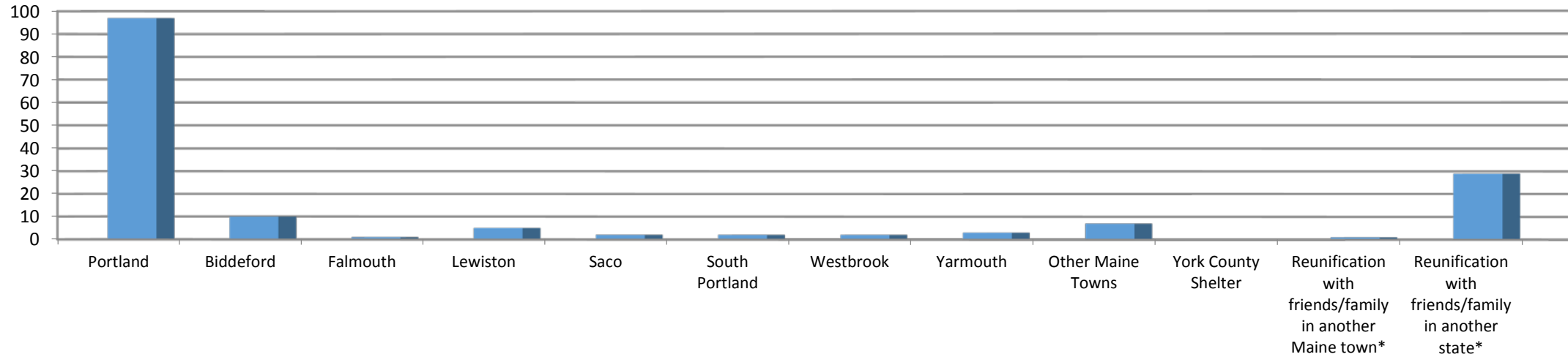
OXFORD STREET SHELTER & COMMUNITY OVERFLOW HOUSING PLACEMENT DATA

■ Non-LTS

■ LTS



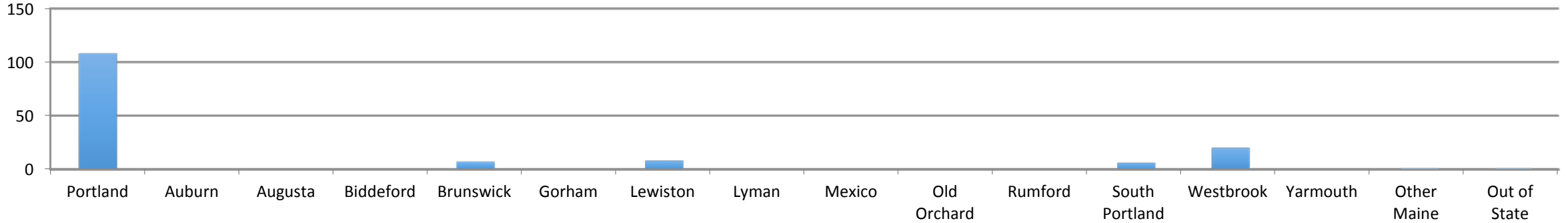
OXFORD STREET SHELTER & COMMUNITY OVERFLOW PERMANENT AND TRANSITIONAL 2019 HOUSING PLACEMENT DATA



	Jan	Feb	Mar	Apr	May	Jun	Jul	Aug	Sep	Oct	Nov	Dec	TOTAL	%
TOTAL HOUSING PLACEMENTS	12	11	13	7	16	15	12	17	22	19	14	-	158	100%
Portland	8	8	10	3	10	11	7	12	11	10	7	-	97	61.0%
Biddeford	1	1	-	1	1	1	-	-	2	2	1	-	10	6.3%
Falmouth	0	-	-	-	-	-	-	-	-	1	-	-	1	0.6%
Lewiston	0	-	1	-	1	-	1	-	2	-	-	-	5	3.1%
Saco	0	-	-	-	-	-	-	1	1	-	-	-	2	1.3%
South Portland	1	-	-	-	-	-	-	-	-	1	-	-	2	1.3%
Westbrook	0	2	-	-	-	-	-	-	-	-	-	-	2	1.3%
Yarmouth	0	-	-	-	-	-	-	-	-	2	1	-	3	1.9%
Other Maine Towns	0	-	1	1	1	-	1	-	2	1	-	-	7	4.4%
York County Shelter	0	-	-	-	-	-	-	-	-	-	-	-	0	0%
Reunification with friends/family in another Maine town*	0	-	-	-	-	-	-	1	-	-	-	-	1	0.6%
Reunification with friends/family in another state*	2	-	1	2	3	3	3	3	4	3	5	-	29	18.2%

FAMILY SHELTER PERMANENT AND TRANSITIONAL HOUSING PLACEMENT DATA

■ 2019



	Jan	Feb	Mar	Apr	May	Jun	Jul	Aug	Sep	Oct	Nov	Dec	TOTAL	100%
TOTAL HOUSING PLACEMENTS	13	13	14	15	10	9	12	18	20	16	11		151	
Portland	10	8	13	12	7	9	8	10	13	8	10	-	108	71.52%
Auburn	-	-	-	-	-	-	-	-	-	-	-	-	0	0%
Augusta	-	-	-	-	-	-	-	-	-	-	-	-	0	0%
Biddeford	-	-	-	-	-	-	-	-	-	-	-	-	0	0%
Brunswick	-	-	-	-	-	-	2	-	4	1	-	-	7	4.636%
Gorham	-	-	-	-	-	-	-	-	-	-	-	-	0	0%
Lewiston	-	-	-	-	-	-	-	7	-	1	-	-	8	5.298%
Lyman	-	-	-	-	-	-	-	-	-	-	-	-	0	0%
Mexico	-	-	-	-	-	-	-	-	-	-	-	-	0	0%
Old Orchard Beach	-	-	-	-	-	-	-	-	-	-	-	-	0	0%
Rumford	-	-	-	-	-	-	-	-	-	-	-	-	0	0%
South Portland	1	-	-	-	1	-	-	-	1	3	-	-	6	3.974%
Westbrook	2	5	1	3	2	-	2	-	2	2	1	-	20	13.24%
Yarmouth	-	-	-	-	-	-	-	-	-	-	-	-	0	0%
Other Maine Town	-	-	-	-	-	-	-	1	-	-	-	-	1	0.662%
Out of State	-	-	-	-	-	-	-	-	-	1	-	-	1	0.662%