

# PORTLAND HOMELESS SHELTERS

Average Total Number of Individuals Residing in Shelters per Night:

	June 2018	June 2019
<b>ADOLESCENTS</b>	15 Individuals	19 Individuals
<b>FAMILIES</b>	62 Families	46 Average Families (No WC/Expo)
	199 Individuals	134 Individuals (No WC/Expo) 164 WC/Expo Individuals
<b>ADULTS</b>	280 Individuals	281 Individuals
<b>Total</b>	<b>494 Individuals</b>	<b>598 Individuals</b>

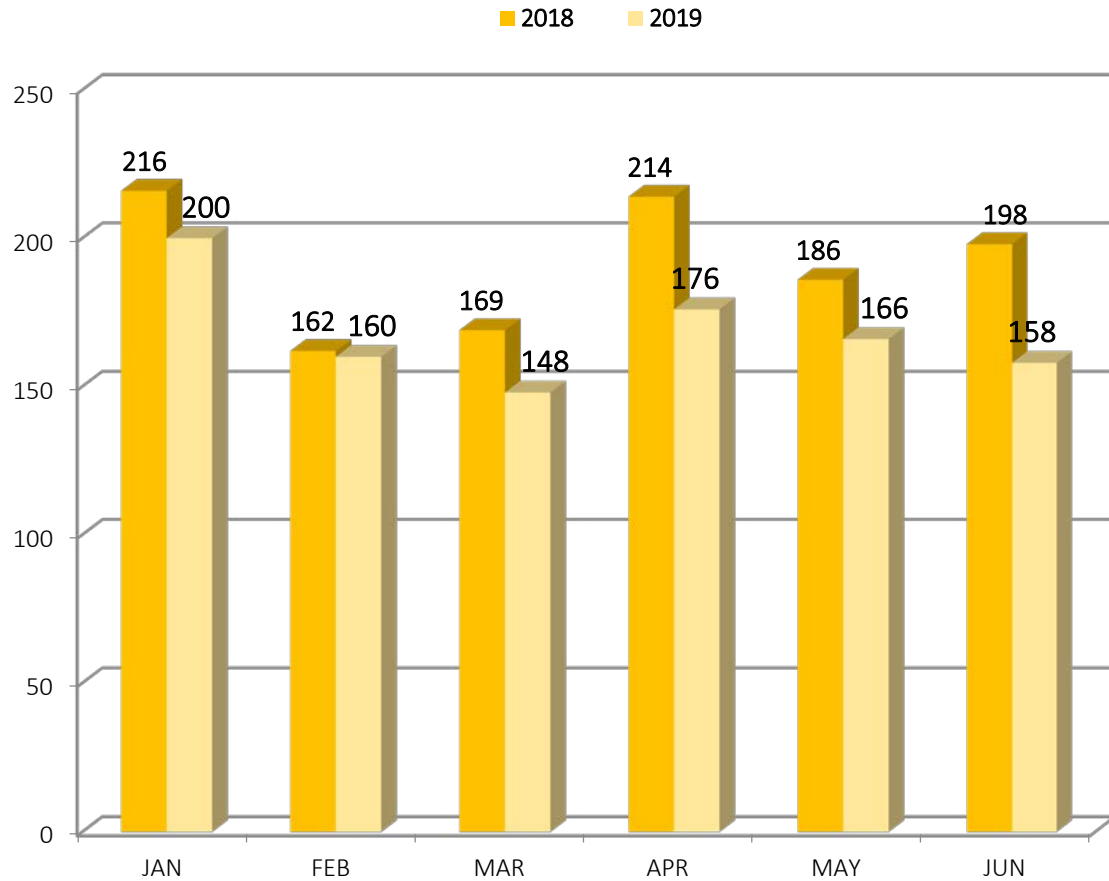
30 Days in the Month of June

OXFORD STREET SHELTER  
JUNE 2019  
Intakes by Residency

MAINE TOWN					2NHOUT-OF-STATE					OUT-OF-COUNTRY	
Arundel	1	Lamoine	1	Standish	2	AL	1	NH	2	Angola	4
Augusta	1	Leeds	1	Thopsam	2	CA	2	NV	1	DRC	6
Biddeford	8	Lewiston	1	Westbrook	6	IA	1	NY	2		
Blaine	1	Livermore	1	Windham	2	ID	2	OH	2		
Buxton	1	Madawaska	1	Wiscasset	1	IN	1	PA	1		
Dresden	1	Mechanic Falls	1	Yarmouth	1	KY	1	SC	1		
Gorham	2	OOB	2			LA	1	TX	1		
Harpswell	1	Rockland	2			MA	2	VA	1		
Hiram	1	Saco	2			MD	1	VT	3		
Hollis	1	Sanford	1			MI	1	WA	1		
Hope	1	South Portland	5			NC	1	WI	1		

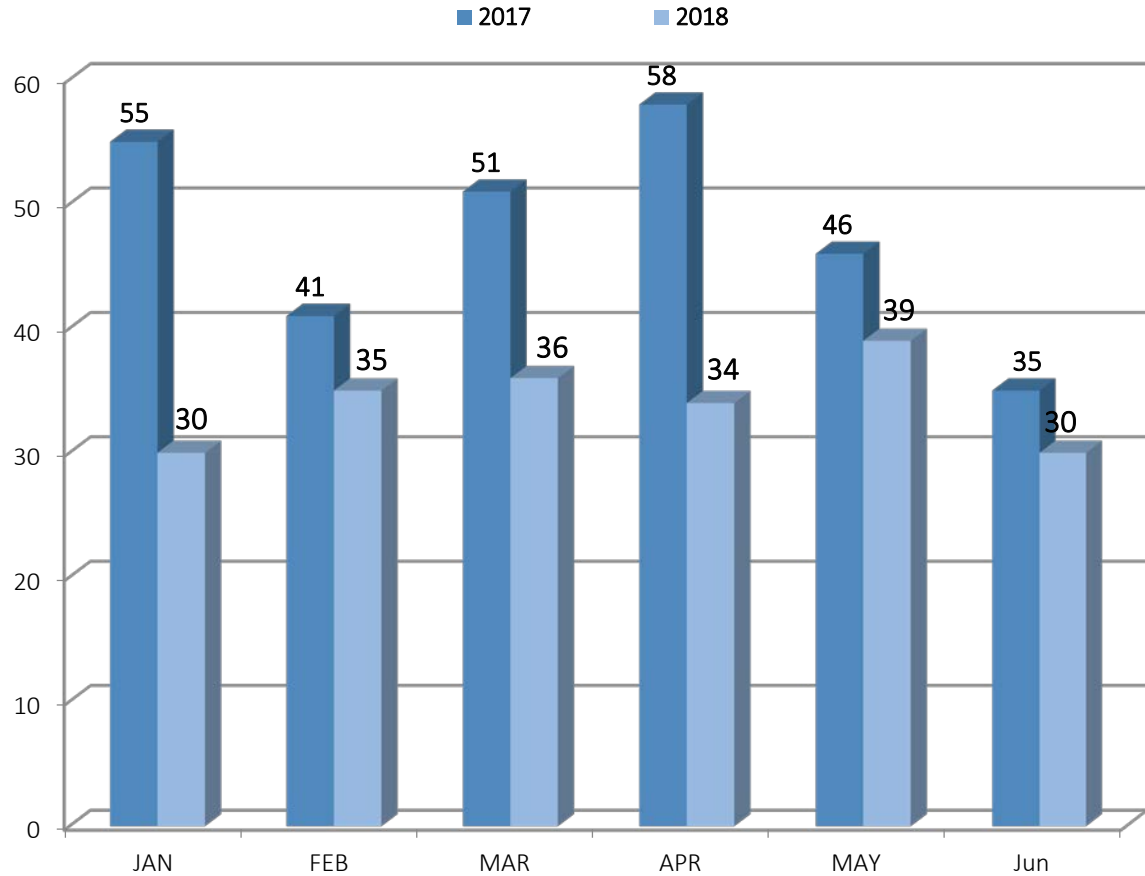
<b>MAINE TOWN:</b>	<b>51</b>	<b>OUT-OF-STATE:</b>	<b>30</b>	<b>OUT-OF-COUNTRY:</b>	<b>10</b>	<b>PORTLAND:</b>	<b>27</b>	<b>Unknown:</b>	<b>12</b>	<b>TOTAL:</b>	<b>130</b>
--------------------	-----------	----------------------	-----------	------------------------	-----------	------------------	-----------	-----------------	-----------	---------------	------------

# PORTLAND, CITY-WIDE JUNE 2019 SHELTER INTAKES BY MONTH



	INTAKES
Through These Doors	2/3
Family Shelter	11/37
Joe Kreisler	7
Milestone	2
Oxford Street (Men)	94
Oxford Street (Women)	36
Florence House	6
<b>TOTAL</b>	<b>158</b>

# PORTLAND, CITY-WIDE JUNE 2019 HOUSING PLACEMENTS BY MONTH

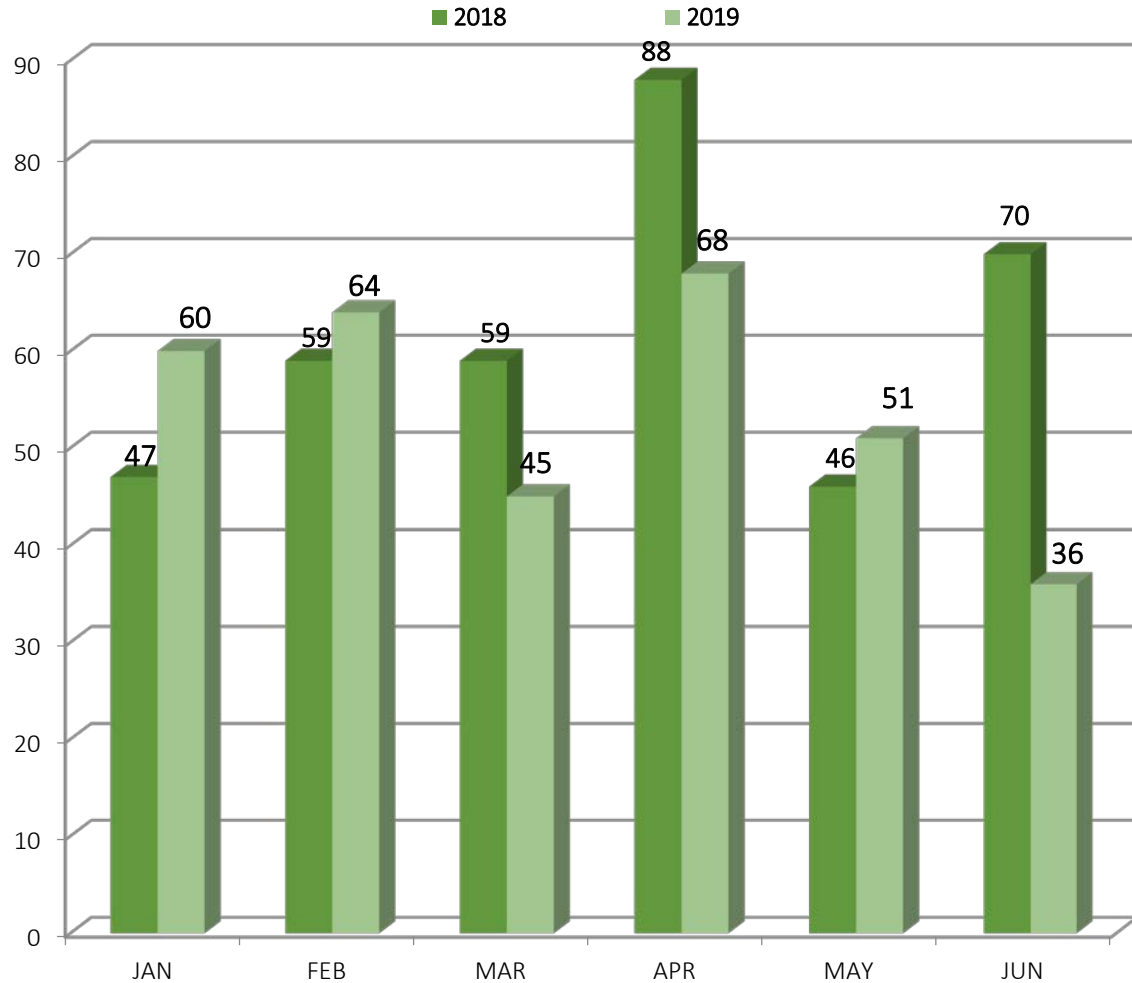


**\*Starting November, 2013, Oxford Street Shelter shifted prioritization of housing placements to their 30 longest-term stayers.**

	TOTAL HOUSING PLACEMENTS	TRANSITIONAL	PERMANENT
Through These Doors	0/0	0	0/0
Family Shelter	9/31	0	9/31
Joe Kreisler	4	2	2
Milestone	2	0	2
Oxford Street (Men)	13	0	13
Oxford Street (Women)	2	0	2
Florence House	0	0	0
<b>TOTAL</b>	<b>30</b>	<b>2</b>	<b>28</b>

# PORTLAND, CITY-WIDE JUNE 2019

## 1st TIME HOMELESSNESS STATISTICS (BASED ON SELF-REPORTING)



1 <sup>ST</sup> TIME HOMELESSNESS STATISTICS % OF ALL INTAKES (BASED ON SELF-REPORTING)	1 <sup>st</sup> Time Homeless Intakes	% of Total First Time Homeless Intakes
Through These Doors	0/0	0%
Family Shelter	7/25	19%
Joe Kreisler	7	19%
Milestone	3	8%
Oxford Street (Men)	13	36%
Oxford Street (Women)	4	11%
Florence House	2	6%
<b>TOTAL</b>	<b>36</b>	<b>100%</b>

# PORTLAND, CITY-WIDE JUNE 2019 SHELTER COUNT BY NIGHT

On June 13:

464 individuals

*(Not including EXPO)*

were utilizing shelter services in  
Portland

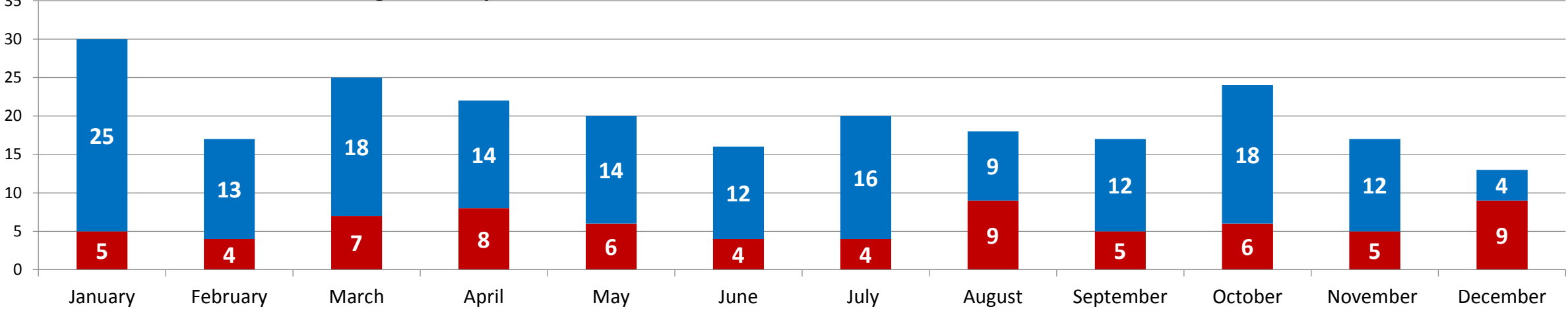
Calendar Day	Through These Doors	Family Shelter	Florence House	Joe Kreisler	Milestone	OSS Beds	OSS Chairs	Total Bed Nights
1	7	124	37	18	35	181		402
2	7	124	40	18	37	201		427
3	7	124	39	12	39	209		430
4	9	124	40	18	42	198		431
5	9	121	41	18	44	202		435
6	9	118	40	17	36	200		420
7	9	125	40	24	36	188		422
8	9	126	40	20	36	188		419
9	9	127	38	24	40	198		436
10	9	127	40	20	41	218		455
11	8	127	41	21	42	221		460
12	8	129	41	22	39	208		447
13	8	129	41	22	42	222		464
14	8	129	41	19	35	199		431
15	8	129	40	19	40	193		429
16	8	129	39	22	34	205		437
17	8	129	40	18	39	210		444
18	8	124	40	20	40	217		449
19	8	126	40	16	37	217		444
20	8	126	40	19	39	219		451
21	8	126	40	16	35	205		430
22	8	126	40	20	39	201		434
23	8	126	40	16	39	203		432
24	8	126	39	18	44	210		445
25	8	126	40	20	42	202		438
26	8	124	38	17	35	207		429
27	8	119	38	18	40	201		424
28	8	126	36	20	35	192		417
29	8	126	38	17	36	184		409
30	8	126	39	18	38	199		428
Total*	244	3,768	1,186	567	1,156	6,098	0	13,019
Avg/night*	8	126	40	19	39	203	0	434
Highest*	9	129	41	24	44	222	0	464
Lowest*	7	118	36	12	34	181	0	402

# OXFORD STREET SHELTER & COMMUNITY OVERFLOW HOUSING PLACEMENT DATA

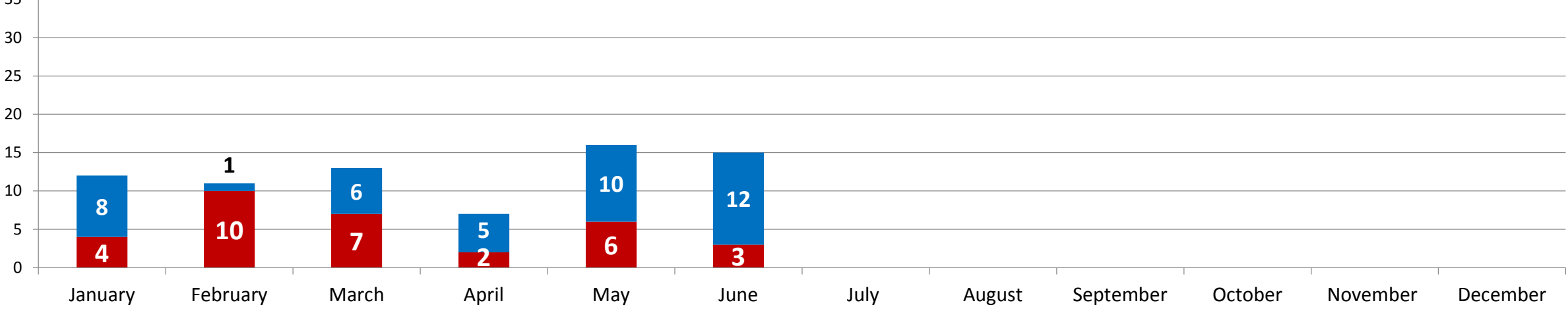
Non-LTS

LTS

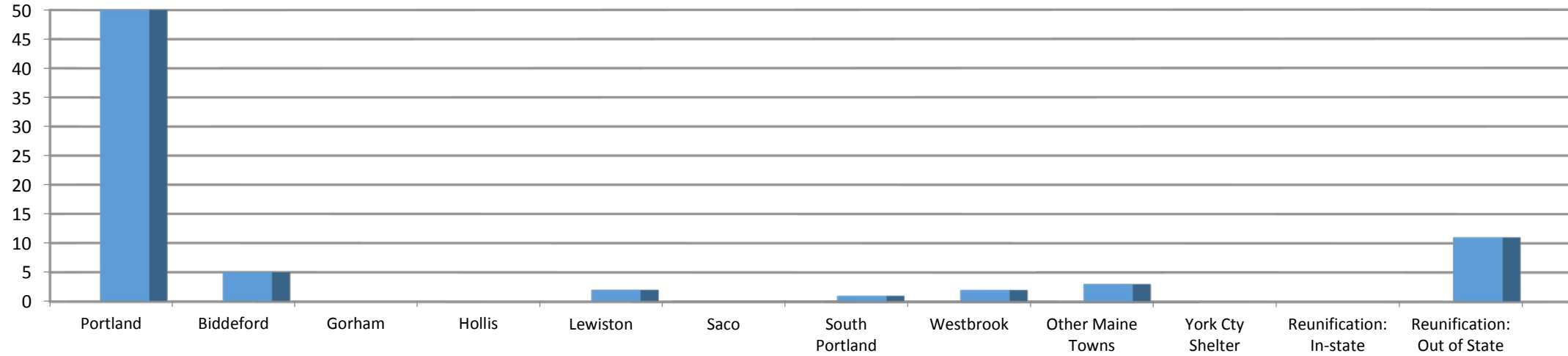
**2018 OSS Placements: Non/Long Term Stayer**



**2019 OSS Placements: Non/Long Term Stayer**



# OXFORD STREET SHELTER & COMMUNITY OVERFLOW PERMANENT AND TRANSITIONAL 2019 HOUSING PLACEMENT DATA



	Jan	Feb	Mar	Apr	May	Jun	Jul	Aug	Sep	Oct	Nov	Dec	TOTAL	%
<b>TOTAL HOUSING PLACEMENTS</b>	<b>12</b>	<b>11</b>	<b>13</b>	<b>7</b>	<b>16</b>	<b>15</b>	-	-	-	-	-	-	<b>74</b>	<b>100%</b>
<b>Portland</b>	<b>8</b>	<b>8</b>	<b>10</b>	<b>3</b>	10	11	-	-	-	-	-	-	<b>50</b>	<b>68%</b>
<b>Biddeford</b>	<b>1</b>	<b>1</b>	-	<b>1</b>	1	1	-	-	-	-	-	-	<b>5</b>	<b>7%</b>
<b>Gorham</b>	<b>0</b>	-	-	-	-	-	-	-	-	-	-	-	<b>0</b>	<b>0%</b>
<b>Hollis</b>	<b>0</b>	-	-	-	-	-	-	-	-	-	-	-	<b>0</b>	<b>0%</b>
<b>Lewiston</b>	<b>0</b>	-	<b>1</b>	-	1	-	-	-	-	-	-	-	<b>2</b>	<b>3%</b>
<b>Saco</b>	<b>0</b>	-	-	-	-	-	-	-	-	-	-	-	<b>0</b>	<b>0%</b>
<b>South Portland</b>	<b>1</b>	-	-	-	-	-	-	-	-	-	-	-	<b>1</b>	<b>1%</b>
<b>Westbrook</b>	<b>0</b>	<b>2</b>	-	-	-	-	-	-	-	-	-	-	<b>2</b>	<b>3%</b>
<b>Other Maine Towns</b>	<b>0</b>	-	<b>1</b>	<b>1</b>	1	-	-	-	-	-	-	-	<b>3</b>	<b>4%</b>
<b>York County Shelter</b>	<b>0</b>	-	-	-	-	-	-	-	-	-	-	-	<b>0</b>	<b>0%</b>
<b>Reunification with friends/family in another Maine town*</b>	<b>0</b>	-	-	-	-	-	-	-	-	-	-	-	<b>0</b>	<b>0%</b>
<b>Reunification with friends/family in another state*</b>	<b>2</b>	-	<b>1</b>	<b>2</b>	3	3	-	-	-	-	-	-	<b>11</b>	<b>15%</b>



