

PORTLAND HOMELESS SHELTERS

Average Total Number of Individuals Residing in Shelters per Night:

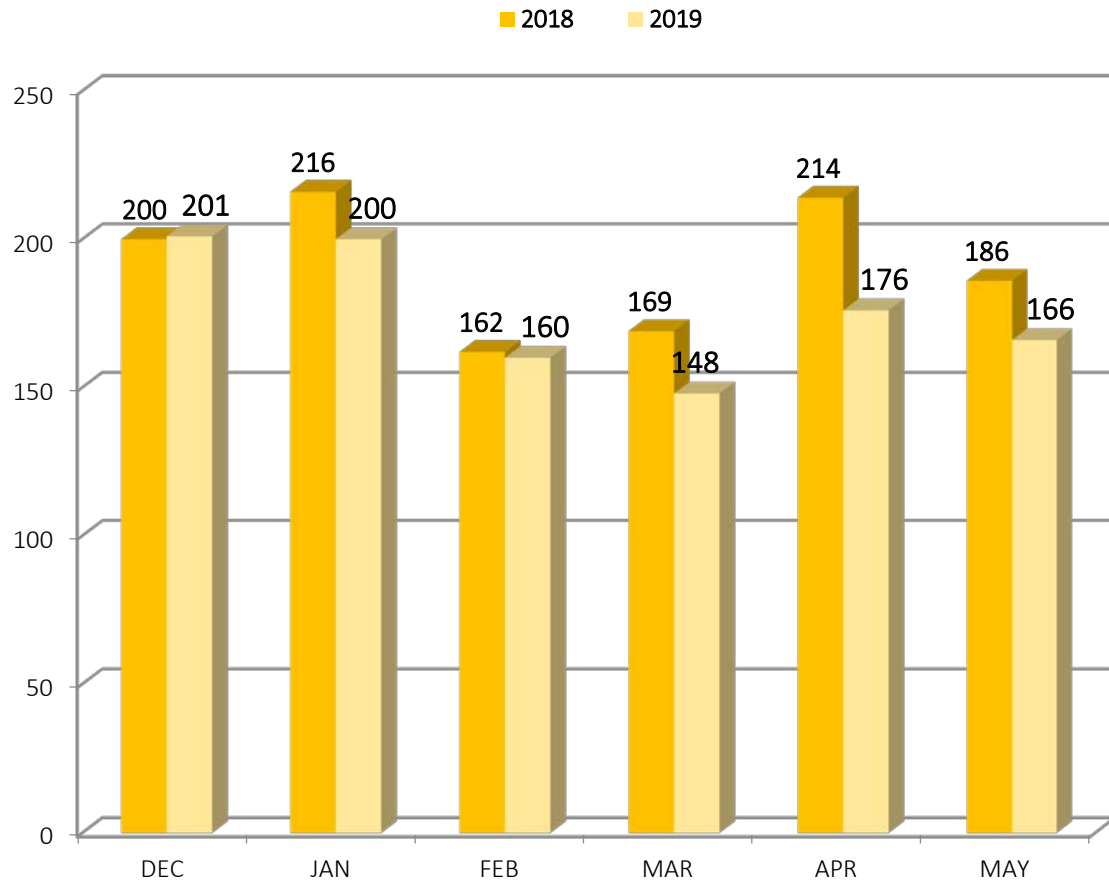
| | May 2018 | May 2019 |
|--------------------|--|--|
| ADOLESCENTS | 14 Individuals | 19 Individuals |
| FAMILIES | 203 Individuals 62 Average Families | 162 Individuals 54 Average Families |
| ADULTS | 279 Individuals | 282 Individuals |
| Total | 496 Individuals | 463 Individuals |

31 Days in the Month of May

OXFORD STREET SHELTER
May 2019
Intakes by Residency

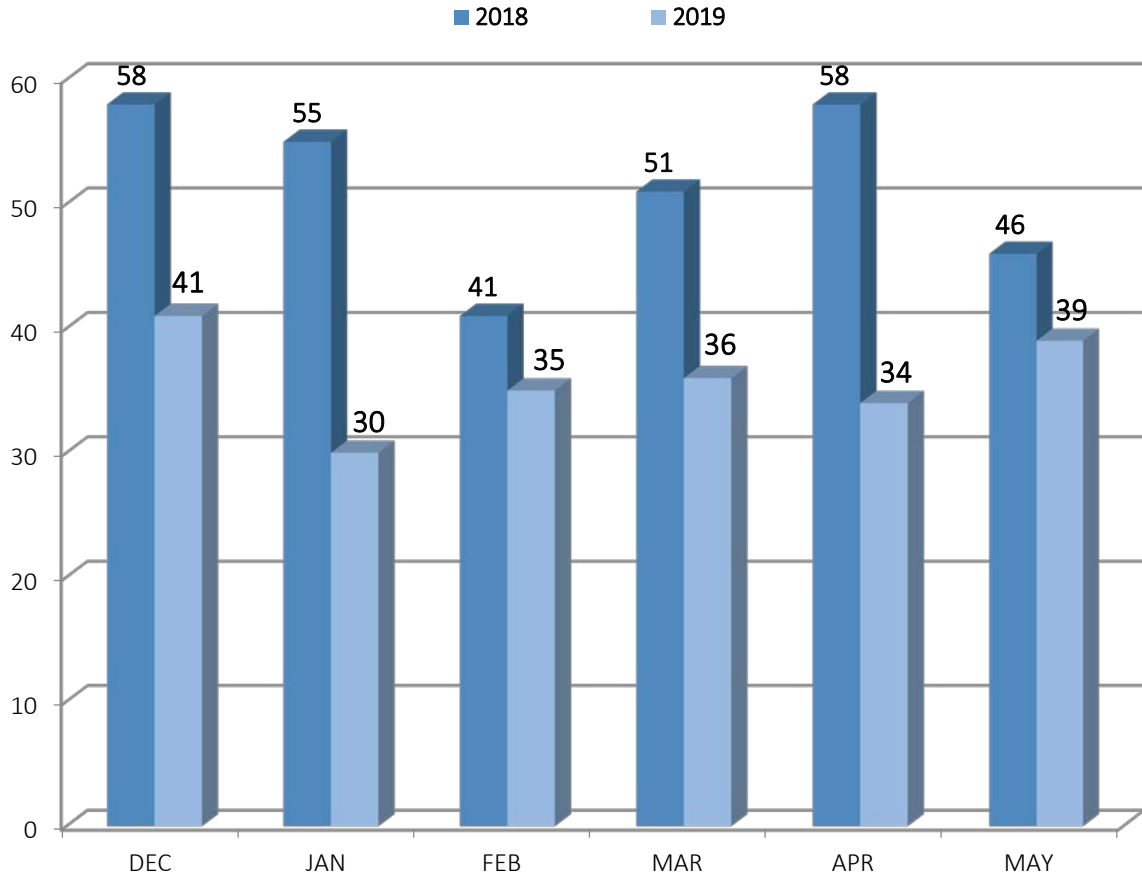
| MAINE TOWN | | | | | OUT-OF-STATE | | | | | OUT-OF-COUNTRY | |
|--------------------|-----------|----------------------|-----------|------------------------|--------------|------------------|-----------|-----------------|---|----------------|------------|
| Acton | 1 | Levant | 1 | Standish | 2 | CA | 3 | NH | 3 | Angola | 8 |
| Auburn | 3 | Lewiston | 3 | Steep Falls | 2 | CO | 2 | NV | 2 | DRC | 4 |
| Augusta | 1 | Lincoln | 1 | Westbrook | 11 | CT | 1 | NY | 4 | Romania | 1 |
| Bangor | 2 | Lisbon | 1 | Windham | 1 | DC | 1 | OR | 1 | Rwanda | 2 |
| Biddeford | 2 | Mapleton | 1 | Winthrop | 2 | FL | 2 | PA | 1 | | |
| Buxton | 1 | New Gloucester | 1 | | | GA | 1 | SC | 2 | | |
| Camden | 1 | Rockport | 1 | | | IL | 3 | TX | 2 | | |
| Charleston | 1 | Saco | 1 | | | LA | 1 | WA | 1 | | |
| Farmington | 1 | Sanford | 4 | | | MA | 5 | | | | |
| Gray | 2 | Scarborough | 2 | | | MI | 1 | | | | |
| Hallowell | 1 | South Portland | 4 | | | NC | 1 | | | | |
| MAINE TOWN: | 54 | OUT-OF-STATE: | 37 | OUT-OF-COUNTRY: | 15 | PORTLAND: | 27 | Unknown: | | TOTAL: | 133 |

PORTLAND, CITY-WIDE MAY 2019 SHELTER INTAKES BY MONTH



| | May INTAKES |
|-----------------------|----------------|
| Through These Doors | 1/2 |
| Family Shelter | 16/47 |
| Joe Kreisler | 3 |
| Milestone | 5 |
| Oxford Street (Men) | 101 |
| Oxford Street (Women) | 32 |
| Florence House | 8 |
| TOTAL | 166 |

PORTLAND, CITY-WIDE MAY 2019 HOUSING PLACEMENTS BY MONTH

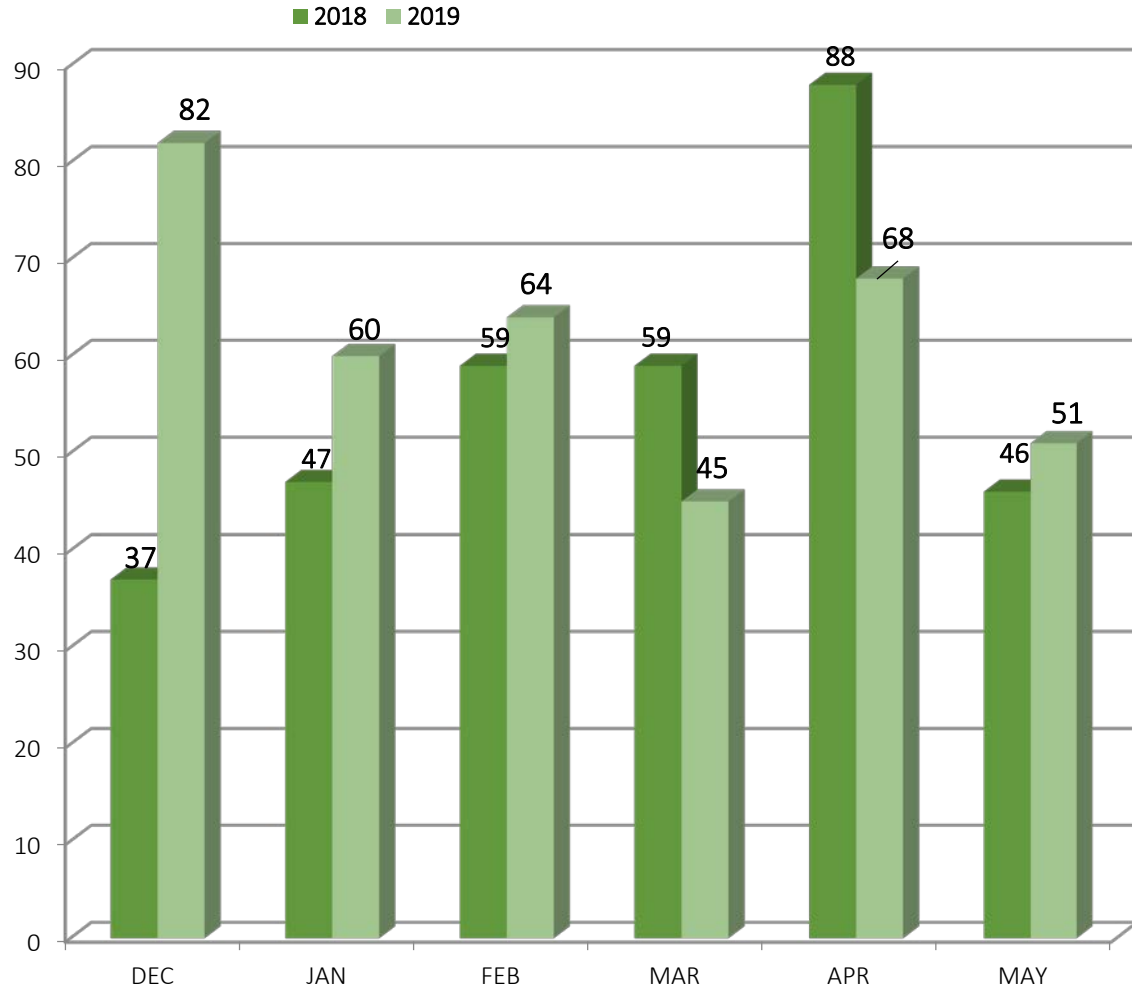


*Starting November, 2013, Oxford Street Shelter shifted prioritization of housing placements to their 30 longest-term stayers.

| | TOTAL HOUSING PLACEMENTS | TRANSITIONAL | PERMANENT |
|-----------------------|--------------------------|--------------|-----------|
| Through These Doors | 4/5 | | 4/5 |
| Family Shelter | 10/37 | | 10/37 |
| Joe Kreisler | 8 | 2 | 6 |
| Milestone | 1 | | 1 |
| Oxford Street (Men) | 14 | | 14 |
| Oxford Street (Women) | 2 | | 2 |
| Florence House | 0 | | |
| TOTAL | 39 | 2 | 37 |

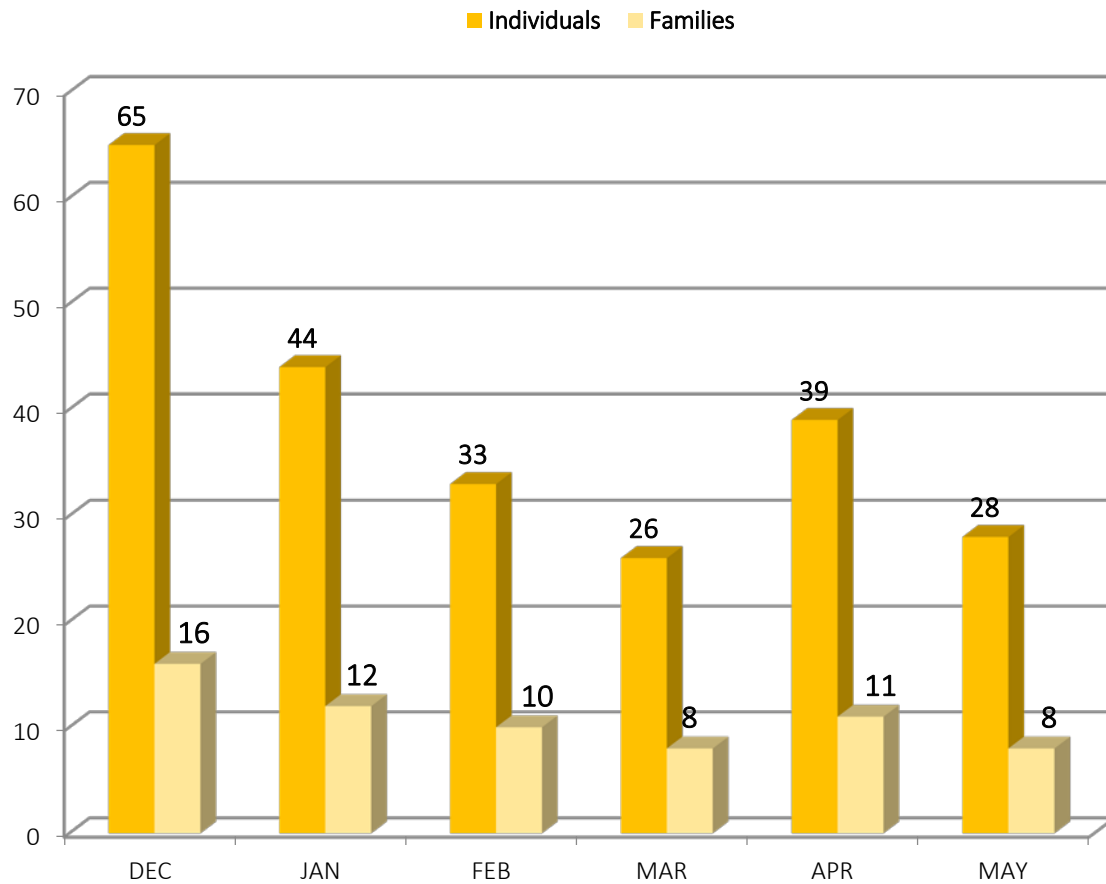
PORTLAND, CITY-WIDE MAY 2019

1st TIME HOMELESSNESS STATISTICS (BASED ON SELF-REPORTING)



| 1 ST TIME HOMELESSNESS STATISTICS % OF ALL INTAKES (BASED ON SELF-REPORTING) | 1 ST Time Homeless Intakes | % of Total First Time Homeless Intakes |
|---|---------------------------------------|--|
| Through These Doors | 1/2 | 2% (3%) |
| Family Shelter | 14/42 | 27% (53%) |
| Joe Kreisler | 3 | 6% (4%) |
| Milestone | 2 | 4% (3%) |
| Oxford Street (Men) | 23 | 45% (29%) |
| Oxford Street (Women) | 6 | 12% (8%) |
| Florence House | 2 | 4% (3%) |
| TOTAL | 51 | 100% |

PORTLAND, CITY-WIDE MAY 2019 WARMING CENTER STATISTICS BY MONTH



| Warming Center Location | Nights Used |
|-------------------------|-------------|
| Family Shelter only | 19 |
| Salvation Army only | 11 |
| FS & SA | |
| FS & Yarmouth | |
| FS & Preble | |
| Preble only | 1 |
| FS & GA | |

| Date | Families | Individuals |
|------|----------|-------------|
| 1 | 14 | 52 |
| 2 | 13 | 49 |
| 3 | 15 | 58 |
| 4 | 14 | 55 |
| 5 | 14 | 54 |
| 6 | 15 | 54 |
| 7 | 11 | 36 |
| 8 | 7 | 25 |
| 9 | 7 | 22 |
| 10 | 7 | 20 |
| 11 | 6 | 18 |
| 12 | 6 | 18 |
| 13 | 5 | 17 |
| 14 | 4 | 13 |
| 15 | 5 | 18 |
| 16 | 6 | 20 |
| 17 | 5 | 18 |
| 18 | 5 | 18 |
| 19 | 5 | 18 |
| 20 | 3 | 13 |
| 21 | 4 | 14 |
| 22 | 6 | 22 |
| 23 | 6 | 22 |
| 24 | 6 | 22 |
| 25 | 6 | 22 |
| 26 | 6 | 22 |
| 27 | 8 | 26 |
| 28 | 9 | 34 |
| 29 | 9 | 33 |
| 30 | 10 | 36 |
| 31 | 9 | 31 |

PORTLAND, CITY-WIDE MAY 2019 SHELTER COUNT BY NIGHT

On May 1:

512

individuals

(including families)

were utilizing shelter services in
Portland

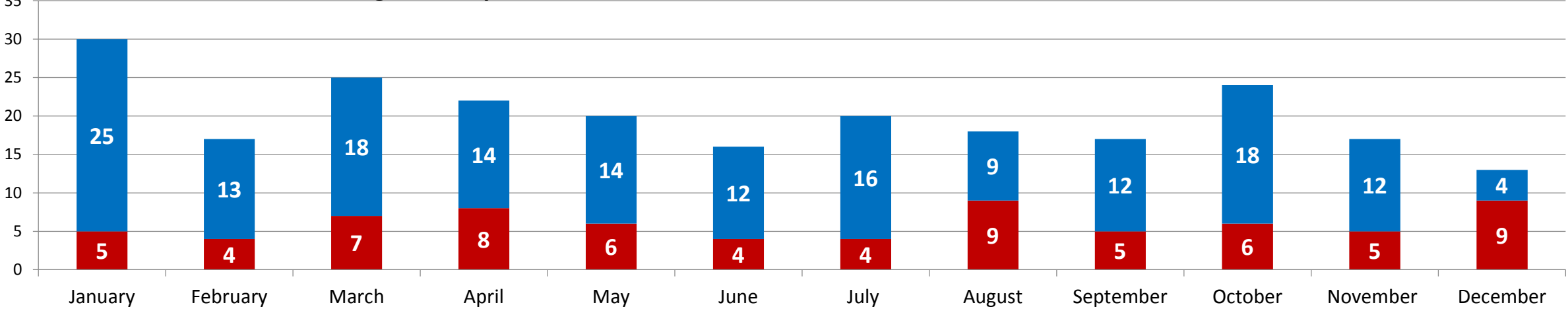
| Calendar Day | Through These Door | Family Shelter | Florence House | Joe Kreisler | Milestone | OSS Beds | OSS Chairs | Total Bed Nights |
|--------------|--------------------|----------------|----------------|--------------|-----------|----------|------------|------------------|
| 1 | 10 | 186 | 39 | 23 | 41 | 213 | | 512 |
| 2 | 9 | 179 | 39 | 22 | 43 | 216 | | 508 |
| 3 | 9 | 190 | 41 | 22 | 42 | 178 | | 482 |
| 4 | 9 | 187 | 38 | 17 | 36 | 187 | | 474 |
| 5 | 9 | 186 | 38 | 20 | 41 | 185 | | 479 |
| 6 | 9 | 176 | 36 | 25 | 42 | 208 | | 496 |
| 7 | 9 | 158 | 39 | 24 | 42 | 202 | | 474 |
| 8 | 9 | 154 | 37 | 22 | 37 | 207 | | 466 |
| 9 | 9 | 151 | 40 | 24 | 43 | 195 | | 462 |
| 10 | 8 | 146 | 39 | 23 | 40 | 189 | | 445 |
| 11 | 8 | 144 | 38 | 20 | 32 | 190 | | 432 |
| 12 | 8 | 144 | 39 | 24 | 41 | 212 | | 468 |
| 13 | 10 | 140 | 38 | 22 | 41 | 208 | | 459 |
| 14 | 10 | 133 | 37 | 18 | 44 | 205 | | 447 |
| 15 | 10 | 139 | 40 | 18 | 41 | 217 | | 465 |
| 16 | 10 | 141 | 38 | 22 | 43 | 213 | | 467 |
| 17 | 10 | 139 | 40 | 19 | 33 | 204 | | 445 |
| 18 | 10 | 139 | 35 | 16 | 35 | 208 | | 443 |
| 19 | 10 | 139 | 40 | 19 | 39 | 204 | | 451 |
| 20 | 9 | 137 | 39 | 20 | 39 | 202 | | 446 |
| 21 | 9 | 138 | 41 | 20 | 42 | 216 | | 466 |
| 22 | 9 | 146 | 40 | 21 | 42 | 216 | | 474 |
| 23 | 9 | 146 | 39 | 18 | 42 | 215 | | 469 |
| 24 | 9 | 146 | 39 | 15 | 43 | 193 | | 445 |
| 25 | 9 | 146 | 40 | 11 | 39 | 182 | | 427 |
| 26 | 9 | 146 | 40 | 10 | 33 | 190 | | 428 |
| 27 | 9 | 150 | 38 | 13 | 35 | 206 | | 451 |
| 28 | 9 | 158 | 39 | 15 | 43 | 211 | | 475 |
| 29 | 9 | 153 | 40 | 15 | 42 | 214 | | 473 |
| 30 | 9 | 159 | 40 | 16 | 44 | 215 | | 483 |
| 31 | 7 | 154 | 39 | 17 | 36 | 186 | | 439 |
| Total* | 282 | 4,750 | 1,205 | 591 | 1,236 | 6,287 | 0 | 14,351 |
| Avg/night* | 9 | 153 | 39 | 19 | 40 | 203 | 0 | 463 |
| Highest* | 10 | 190 | 41 | 25 | 44 | 217 | 0 | 512 |
| Lowest* | 7 | 133 | 35 | 10 | 32 | 178 | 0 | 427 |

OXFORD STREET SHELTER & COMMUNITY OVERFLOW HOUSING PLACEMENT DATA

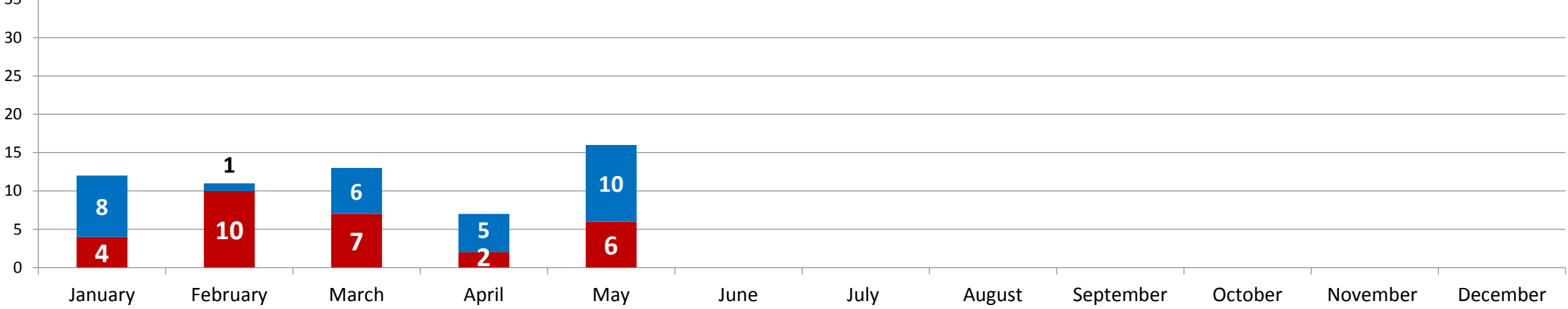
Non-LTS

LTS

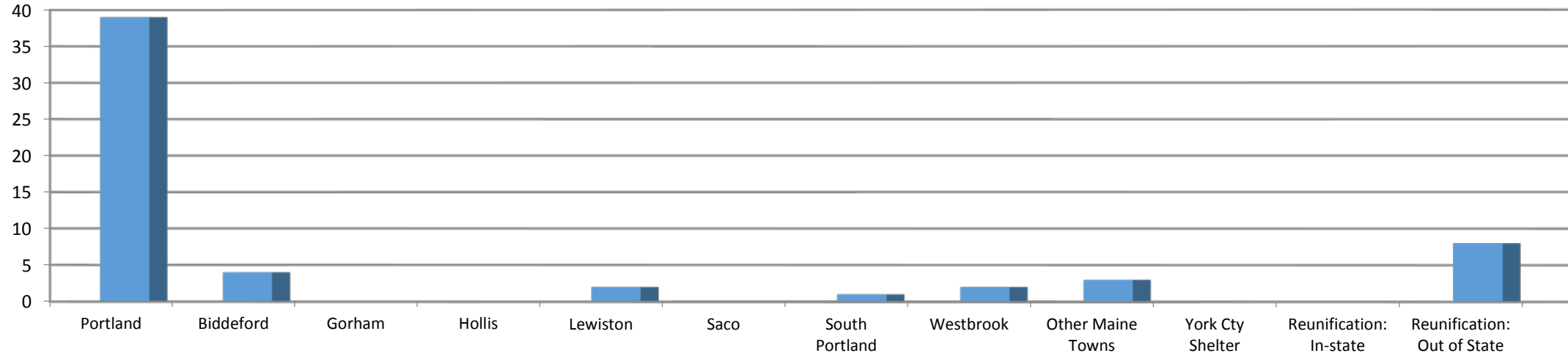
2018 OSS Placements: Non/Long Term Stayer



2019 OSS Placements: Non/Long Term Stayer



OXFORD STREET SHELTER & COMMUNITY OVERFLOW PERMANENT AND TRANSITIONAL 2019 HOUSING PLACEMENT DATA



| | Jan | Feb | Mar | Apr | May | Jun | Jul | Aug | Sep | Oct | Nov | Dec | TOTAL | % |
|---|-----------|-----------|-----------|----------|-----------|-----|-----|-----|-----|-----|-----|-----|-----------|-------------|
| TOTAL HOUSING PLACEMENTS | 12 | 11 | 13 | 7 | 16 | - | - | - | - | - | - | - | 59 | 100% |
| Portland | 8 | 8 | 10 | 3 | 10 | - | - | - | - | - | - | - | 39 | 66% |
| Biddeford | 1 | 1 | - | 1 | 1 | - | - | - | - | - | - | - | 4 | 7% |
| Gorham | 0 | - | - | - | - | - | - | - | - | - | - | - | 0 | 0% |
| Hollis | 0 | - | - | - | - | - | - | - | - | - | - | - | 0 | 0% |
| Lewiston | 0 | - | 1 | - | 1 | - | - | - | - | - | - | - | 2 | 3% |
| Saco | 0 | - | - | - | - | - | - | - | - | - | - | - | 0 | 0% |
| South Portland | 1 | - | - | - | - | - | - | - | - | - | - | - | 1 | 2% |
| Westbrook | 0 | 2 | - | - | - | - | - | - | - | - | - | - | 2 | 3% |
| Other Maine Towns | 0 | - | 1 | 1 | 1 | - | - | - | - | - | - | - | 3 | 5% |
| York County Shelter | 0 | - | - | - | - | - | - | - | - | - | - | - | 0 | 0% |
| Reunification with friends/family in another Maine town* | 0 | - | - | - | - | - | - | - | - | - | - | - | 0 | 0% |
| Reunification with friends/family in another state* | 2 | - | 1 | 2 | 3 | - | - | - | - | - | - | - | 8 | 14% |

